Kairos
GLOBAL SCHOOL
For a World-Ready Future

Newsletter

2026-2027



Dr. Venkata Reddy Maddi Reddy
From the Chairman's Desk...



"The highest education is that which does not merely give us information but makes our life in harmony with all existence."

Rabindranath Tagore

Dear Students, Parents, and the Kairos Family,

Every institution begins with a vision, but it is the people within it who transform that vision into reality. At Kairos Global School, our journey is guided by a simple belief: every child deserves the opportunity to discover their potential and the courage to pursue it.

Education is more than academic achievement. It shapes character, strengthens values, builds confidence, and inspires young minds to understand and contribute to the world around them.

It gives me immense pride to see our students grow as confident individuals and excel across academics, sports, arts, technology, and leadership. Their achievements reflect their determination, the dedication of our educators, and the encouragement of their families.

As we look ahead, our commitment to excellence remains unwavering. The future will demand innovation, adaptability, resilience, and compassion, and we must equip our students with these qualities while keeping them firmly rooted in values.

May our children always have the courage to dream, the wisdom to choose the right path, and the determination to make a meaningful difference.

The future we envision begins with the minds and values we nurture today.

Dr. Sumanth Reddy
From the Director's Desk



"Education is not just about acquiring knowledge; it is about nurturing curiosity, building character, and inspiring lifelong learning."

Education is one of the most powerful forces in shaping individuals and, ultimately, society. At Kairos Global School, we believe that the true purpose of education is to awaken potential, build character, and empower young minds to approach the world with confidence, curiosity, and purpose.

Our vision extends beyond academic achievement. We aspire to create learners who can think critically, communicate confidently, solve problems creatively, and make responsible choices.

We place the learner at the centre of every educational experience. Our classrooms encourage questioning rather than memorisation, exploration rather than limitation, and understanding rather than simply finding answers. Our educators continually strive to make learning meaningful through innovative approaches, hands-on experiences, inquiry, collaboration, and real-world connections.

We also believe that education must prepare children not only for the opportunities of tomorrow, but for the responsibilities that come with them. Integrity, empathy, resilience, discipline, and respectare values that must grow alongside knowledge.

The journey of education never truly ends. There will always be new horizons to explore, new ideas to embrace, and greater possibilities to pursue. With vision, dedication, and an unwavering commitment to excellence, we move forward with confidence.

The journey continues, the possibilities are limitless, and the best is yet to come.

Mrs. M. Srilakshmi
Principal's message

"Education is not simply about knowing more; it is about becoming more."

Education is a journey that transforms curiosity into knowledge, knowledge into wisdom, and dreams into purpose. In a rapidly changing world, our responsibility is not only to prepare children for the future, but to empower them to shape it with confidence, creativity, and compassion.

At Kairos Global School, we believe meaningful learning extends beyond textbooks and examinations. We strive to nurture curious minds, strong character, independent thinking, and a lifelong love for learning. Every experience and challenge is an opportunity to grow.

The partnership between students, parents, and teachers is central to this journey. When school and home work together with trust and understanding, children gain the confidence to explore, the courage to learn from mistakes, and the resilience to move forward.

To our students, remember that success is not measured only by marks, but by how you grow, overcome challenges, and make a difference to others. Stay curious, remain kind, and never stop learning.

Let us continue to create a learning community where every child is encouraged to dream boldly, think independently, act responsibly, and lead with empathy.

Warm regards,
Mrs. M. Sri Lakshmi
Principal
Kairos Global School

Head of Co-ordinators (HOC's) Message

"Success is the sum ofsmall efforts, repeated day in and day out."

Dear Students,

Every day at school brings a new opportunity—to learn something different, discover a hidden talent, overcome a challenge, or take one step closer to becoming the person you aspire to be.

At Kairos Global School, we believe that true education is not limited to academic achievement. It is about developing curiosity, confidence, discipline, creativity, resilience, and strong values. Our students are encouraged to question, explore, experiment, express themselves, and learn from every experience.

Dear students, never be afraid of challenges or mistakes. They are not signs of failure but opportunities to grow. Stay curious, remain disciplined, respect others, and always give your best. Remember that excellence is not achieved in a single moment—it is built through consistent effort, positive choices, and the determination to keep moving forward.

May you continue to dream boldly, learn enthusiastically, and face every new challenge with courage. Believe in your abilities, value every opportunity, and never stop striving to become a better version of yourself.

Keep learning. Keep growing. Keep shining.

Warm regards,
Chitralekha Shaw
Head of Coordinators (HOC)
Kairos Global School

Pre-Primary Mentor's Message

"Every child is a different kind of flower, and all together, they make this world a beautiful garden."

As a pre-Primary Mentor, it gives me immense joy to welcome you to this special edition of our Pre-Primary E-Magazine. As we reach the completion of Term 1, it is a wonderful opportunity to pause, reflect, and celebrate the beautiful journey of our little learners.

The Pre-Primary years are the foundation of a child's educational journey. At this stage, learning is not limited to books or worksheets—it happens through play, exploration, conversations, stories, music, movement, creativity, and meaningful experiences. Every day brings a new opportunity for our children to discover something, express themselves, make friends, and learn from the world around them.

Our classrooms have been filled with curious questions, cheerful smiles, little conversations, creative expressions, and moments of discovery. From learning new concepts to becoming more independent, from sharing with friends to expressing their feelings, every small step is a significant achievement. Watching our young learners grow in confidence, communication, social skills, and independence has been truly heartwarming.

To our little explorers, I would like to share theinspiring words of Albert Einstein:

"The important thing is not to stop questioning. Curiosity has its own reason for existing."

Let us continue to nurture that beautiful curiosity and encourage our young minds to wonder about the world around them.

Warm Regards,
Raka Mukherjee
Pre-Primary Mentor

Grade 1 and 2 Co-ordinator's Message

"Learning is the only thing the mind never exhausts, never fears, and never regrets." - Leonardo Da Vinci

As the Primary coordinator for Grades 1 and 2, it fills my heart with joy to welcome you to this special edition of our E-Magazine. As we reach the completion of Term-1 and wrap up the first half of our academic session, it is breath-taking to reflect on how much our young learners have grown. Every day in our classrooms, we see small hands reaching for big ideas, curious eyes lighting up with discovery and young minds learning to ask, "What if?" and "Why not?" Grades 1 and 2 are not just about learning to read, write or calculate- they are about building the courage to try, the resilience to bounce back from mistakes and the kindness to uplift one another.

To our young adventurers, remember that our mind is a garden and every bit of effort you put in is a seed. Therefore, embrace your mistakes, dream big and ask endless questions, read stories that take you to new worlds and always be the friend who brightens someone else's day.

To our Dear Parents, thank you for being our partners in this beautiful journey. Education is a collaborative tapestry woven with love at home and guidance at school.

Together, let us make impressions of confidence, empathy and joy. Let us celebrate their little victories, nurture their passions and give them both strong roots to stay grounded and sturdy wings to soar.

With warm regards and best wishes,
Soumita Ghoshal
Primary Coordinator
Grade 1 and 2

Grade 3–5 Co-ordinator's Message

"Every child is a seed of possibility, ready to blossom with the right knowledge, values, and opportunities."

The journey through Grades 3 to 5 is a significant phase in a child's educational development, where curiosity grows into understanding, skills develop into strengths, and young learners begin to discover their unique potential. At Kairos Global School, we strive to make these formative years meaningful by creating an environment that encourages exploration, creativity, critical thinking, and independent learning.

Our approach goes beyond textbooks and classroom instruction. Through engaging activities, collaborative projects, experiential learning, and opportunities to participate in academic, cultural, and sporting events, we encourage students to think independently, communicate confidently, work as a team, and embrace challenges with enthusiasm. Equal importance is given to values such as discipline, empathy, responsibility, respect, and perseverance, helping our students grow into compassionate and responsible individuals.

We believe that every child is unique and deserves the opportunity to learn, progress, and shine. With the collective efforts of our dedicated teachers, supportive parents, and enthusiastic learners, we continue to build a strong foundation for academic excellence and holistic development.

As we look ahead, our commitment remains to inspire every child to question, explore, create, and achieve. May our students continue to approach every new opportunity with confidence, every challenge with determination, and every experience with a willingness to learn.

With warm wishes,
Grade 3–5 Coordinator
Kairos Global School

High School Co-ordinator's Message

"Education is the passport to the future, for tomorrow belongs to those who prepare for it today."

High school is a defining phase in a student's life, where knowledge deepens, aspirations take shape, and the foundations for future success are strengthened. At Kairos Global School, we believe that education extends beyond academic achievement to developing independent thinkers, responsible individuals, and confident young citizens.

Our focus is on fostering academic excellence while nurturing critical thinking, creativity, problem-solving, and decision-making skills. Through engaging classroom discussions, experiential learning, projects, and co-curricular activities, we encourage students to explore their potential, apply knowledge to real-life situations, and approach challenges with confidence and determination.

Equally important is the development of character and values. We strive to instil integrity, discipline, empathy, and responsibility, preparing students not only for examinations but also for the opportunities and responsibilities of the future.

With the dedicated efforts of our teachers, the support of parents, and the commitment of our students, we continue to create an environment that inspires growth and achievement. May our students dream boldly, persevere through challenges, and use their knowledge and abilities to make a positive difference in the world.

With best wishes,
High School Coordinator
Kairos Global School

Kairos
GLOBAL SCHOOL
For a World-Ready Future

Newsletter

2026-2027

EY-1

Kairos
Global School
For a World-Ready Future



Hello, school! We're here to play,
Learn new things and laugh all day.
With little bags and faces bright,
We started our journey with pure delight!

We sang our rhymes and learned to count,
Made pretty pictures and colours we found.
We danced, we played and had such fun,
Our happy days had just begun!

Term One is over — hooray, hooray!
We've grown so much along the way.
With happy hearts and smiles so wide,
We're ready for the next fun ride!

The first term has been a beautiful journey of little discoveries and big milestones for our EY1 children. Through songs, stories, rhymes, creative experiences, and hands-on activities, they have developed early skills in letters, numbers, vocabulary, and fine motor coordination. More importantly, they have blossomed socially and emotionally.

As we look back on Term One, we celebrate not just what our children have learned, but how much they have grown. Their cheerful smiles, curious minds, and eagerness to explore make us excited for all the wonderful learning that lies ahead.

LITERACY

During this term, our EY1 learners have made wonderful progress in early literacy and pre-writing skills. Through engaging activities, they have practiced different lines, curves, and strokes, developing fine-motor control and coordination.

They have also begun forming uppercase and lowercase letters and identifying beginning sounds of familiar objects through phonics activities. Rhymes, stories, and hands-on learning have further strengthened their listening, speaking, reading, and writing skills. It is wonderful to see our young learners growing in confidence as they take their first steps towards becoming independent readers and writers.

Straight Lines, Happy Minds!



Learning standing lines through playful activities helps children develop pencil control, hand-eye coordination, and fine-motor skills. Drawing lines from top to bottom builds confidence, focus, and readiness for letter formation while making

Kairos Global School

My Sleeping Lines

Learning sleeping lines is a playful way for children to strengthen their early writing skills. As they practice drawing straight lines from left to right through fun and engaging activities, little learners develop better pencil control, hand-eye coordination, and fine-motor skills. This hands-on experience encourages focus, builds confidence, and makes pre-writing practice enjoyable and meaningful. Every sleeping line they create brings them one step closer to mastering the strokes needed for letter formation.



Kairos
Global School

Fun with Slanting Lines!

Finding the beginning letter of an object with its phonics sound is a fun way for children to build early reading skills. As they look at familiar pictures and listen to the starting sounds, little learners begin to connect letters with the world around them. This engaging activity strengthens listening ability, sharpens memory, and boosts confidence in recognizing sounds and symbols. Each sound they discover becomes a small but joyful step toward becoming happy readers!



Kairos Global School

Sand Tracing: Exploring Lines & Strokes!

Exploring different lines and strokes through sand tracing made early writing practice exciting and hands-on! Our little learners used their fingers to trace standing, sleeping, slanting, and curved lines in the sand, strengthening their fine-motor skills, finger control, and hand-eye coordination. This sensory-rich activity made literacy learning playful, engaging, and meaningful while building confidence in their pre-writing skills.





NUMERACY

With curious minds and eager little hands, our EY1 learners have joyfully begun exploring the world of numbers and shapes through fun-filled activities and hands-on experiences.

During this term, children have started recognizing and counting numbers, developing an early understanding of number concepts through engaging classroom activities. They have also explored 2-D shapes and learnt to identify and recognize basic shapes in their surroundings. Through playful experiences, learners have been introduced to number comparison, helping them understand concepts such as more and less, while counting activities have strengthened their number recognition and one-to-one correspondence.



Kairos Global School

Exploring Big and Small!

Exploring the concept of big and small is a fun way for our little learners to understand size through playful experiences. As they observe, compare, and sort objects based on their size, children develop their thinking, observation, and vocabulary skills. This engaging activity helps them recognize differences in size while making early mathematical learning fun, interactive, and meaningful.



Kairos Global School
For a World-Ready Future

Counting Objects, Building Number Sense!

Object counting is a fun way for our little learners to explore numbers through real and meaningful experiences. As they count objects one by one, children develop number recognition, one-to-one correspondence, and early counting skills. This hands-on activity encourages observation, concentration, and confidence while making numeracy learning playful and enjoyable.





Kairos
Global School
For a World-Ready Future

Counting Fun with Little Hands!



Kairos Global School

Shape Hunt: Exploring 2-D Shapes!

Exploring 2-D shapes is a fun way for our little learners to discover the world of geometry around them. Through playful and hands-on activities, children have learnt to recognize and identify basic shapes such as circles, squares, triangles, and rectangles. They enjoyed observing and matching shapes with familiar objects, strengthening their visual recognition, observation, and early mathematical thinking.



Comparing Numbers: Big, Small & Equal!

Exploring number comparison is a fun way for our little learners to understand the relationship between numbers. Through playful activities, children learnt to identify which number is big, small, or equal, using simple hands-on experiences and visual cues. This engaging learning helped strengthen their number sense, observation, and logical thinking while making early numeracy exciting and meaningful.

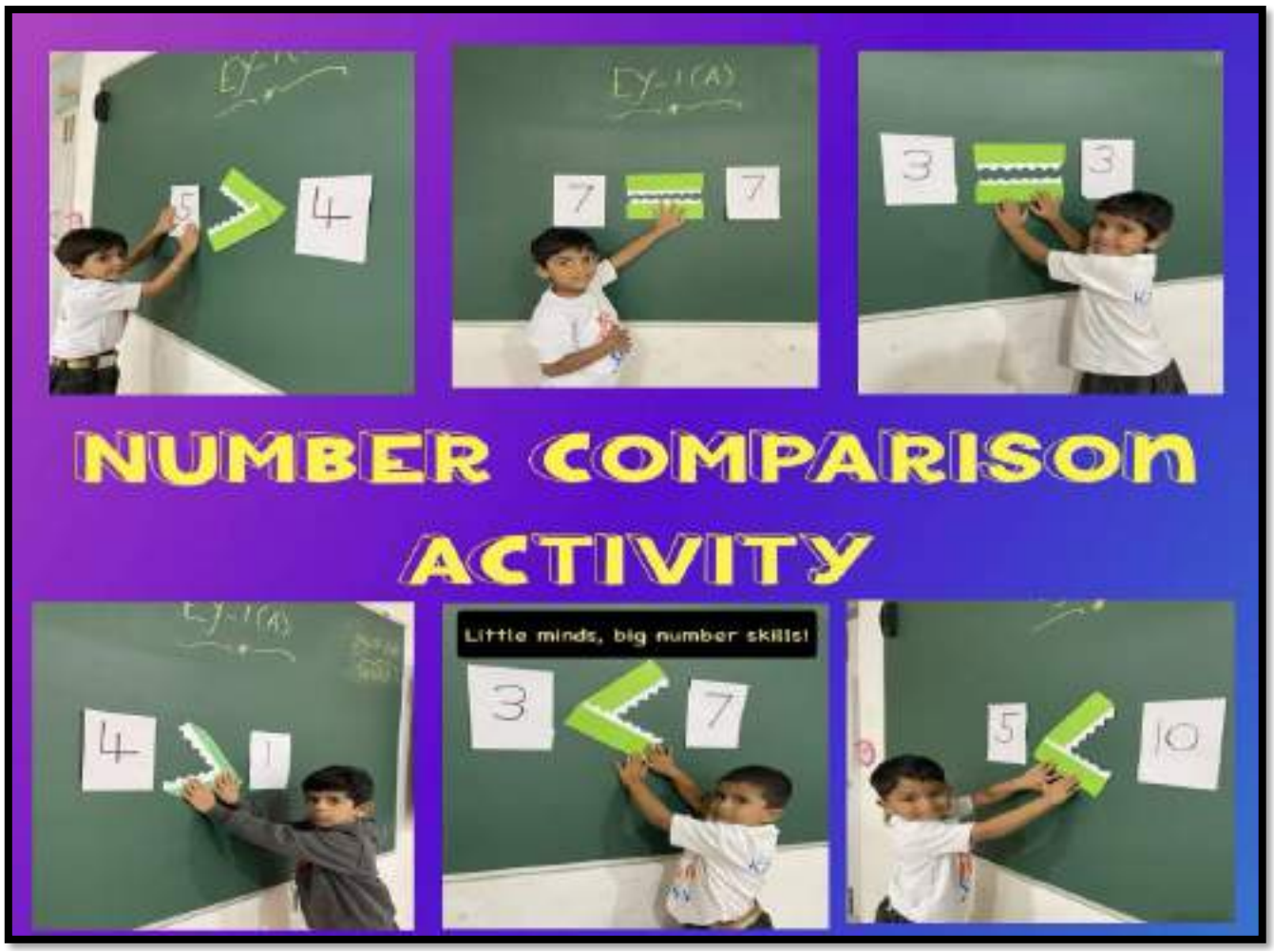

EVS: DISCOVERING OUR WORLD

Little explorers with bright eyes and curious minds, our EY1 learners have been joyfully discovering themselves, their families, and the world around them through engaging Environmental Science activities. During this term, children have learnt to identify and name different body parts & sense organs, recognize healthy and unhealthy food choices, seasons and clothes, and explore the basic parts of a plant. They have also become familiar with different rooms in a home and their purposes, while developing an understanding of gender identification and recognizing themselves and others. Through conversations and activities about family members and relationships, children have learnt about the special people who are part of their families. These meaningful experiences have nurtured their observation, communication, self-awareness, and social-emotional skills, helping them become more confident and aware of themselves and their surroundings.



Kairos Global School

My Amazing Sense Organs!

Exploring our sense organs was an exciting and interactive learning experience for our little learners! Through playful activities, children learnt about their eyes, ears, nose, tongue, and skin and discovered how each sense organ helps us understand the world around us. They enjoyed using their senses to see, hear, smell, taste, and feel, making the learning experience fun, meaningful, and memorable.

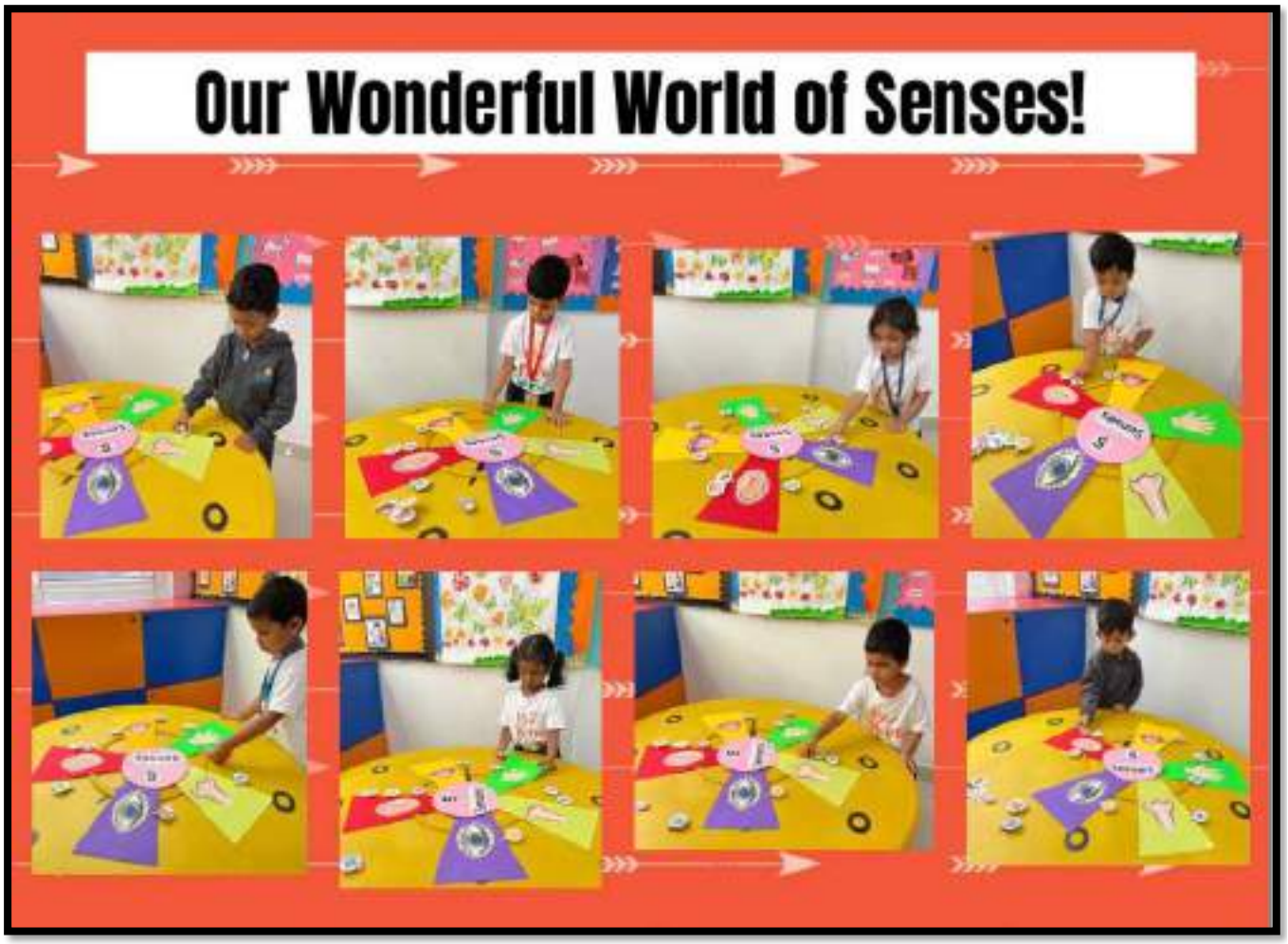

Kairos Global School

Dressing for Every Season!

Exploring clothes according to different seasons was a fun and meaningful learning experience for our little learners! Through engaging activities, children learnt that we choose different clothes to stay comfortable and protected in different weather conditions. They enjoyed identifying and matching suitable clothing for summer, rainy, and winter seasons, while developing their observation, vocabulary, and understanding of the world around them. This joyful activity helped them connect everyday experiences with seasonal changes in a simple and engaging way.



Little Hearts, Big Feelings!

Our little learners joyfully explored the world of feelings and emotions through engaging conversations, stories, and fun activities. They learnt to recognize and name different emotions such as happiness, sadness, anger, fear, and excitement, while understanding that everyone experiences different feelings. These meaningful experiences encouraged children to express themselves, understand others, and develop empathy and self-awareness. It was heartwarming to see our young learners discovering that every feeling is important and learning to express their little emotions with confidence.



GROSS MOTOR SKILLS(GMS)DEVELOPMENT

Gross Motor skills activities have been an exciting part of our EY1 learners Term1 journey providing them with joyful opportunities to move, play, and develop their physical abilities. Through a variety of fun field activities such as turtle dresses, walking in a straight line, yoga, freeze dance, jumping inside hoops, balloon, toss, and other movement-based games, children have strengthened their balance, coordination, agility, and body control.

These engaging experiences have also encouraged children to follow instructions, maintain focus, develop confidence, and participate actively with their peers. Each activity has brought plenty of smiles while helping our little learners become more active, energy, and confident. It is wonderful to watch them move, explore, and grow stronger together!

Stretch, Pose & Freeze!

Yoga and Freeze Dance brought together movement, music, balance, and lots of joyful energy to our EY1 learners. Through simple yoga poses, children explored body balance, flexibility, and mindful movements, while Freeze Dance encouraged them to listen carefully, follow instructions and control their movements. The children had great fun moving and freezing like little statues when the music stopped! These activities helped build, coordination, body awareness, focus, and confidence in a playful way.



Kairos
Global School
For a World-Ready Future

Yoga, Giggles & Freeze Dance!









Kairos Global School

Little Explorers at Play!

Free Play in the playground gives our EY1 learners a joyful space to explore, move and have fun at their own pace. With exciting play equipments such as slides, swings, climbers, and other outdoor play structures. children develop their balance, coordination, strength, and confidence through active movements. These playful experiences also encourage sharing, social interaction, independence, and imaginative play making every playground session, a happy opportunity to learn and grow together.



Kairos
Global School
For a World-Ready Future

Kairos
GLOBAL SCHOOL





Playtime in the Great Outdoors!





Explorer Slow & Steady, We Race!

The Turtle Race was a fun field Gross Motor Skills activity that encouraged our EY1 learners to move, crawl, and race with enthusiasm! As they imitate the slow and steady movements of turtles, children developed body coordination, balance, strength, and motor control. The activity also encouraged them to follow instructions, stay focused, and enjoy healthy movement with their friends. With giggles, excitement, and plenty of cheering, our little turtles proved that learning can be full of fun and movement!



Kairos Global School

Hop, Jump & Have Fun!

Jumping inside hoops was an exciting Gross Motor Skills activity that had our EY1 learners moving with joy and enthusiasm! As they hopped and jumped from one hoop to another, children developed balance, coordination, leg strength, body control, and spatial awareness. The activity also encouraged them to follow instructions, stay focused, and build confidence through active play. Every little jump brought A big smile and made learning wonderfully energetic!



FINE MOTOR SKILLS (FMS) DEVELOPMENT

Fine Motor Skills activities have been an important part of our EY1 Term-One landing Journey, providing our little learners with plenty of opportunities to strengthen their fingers and hands through fun, hands on experiences. Children, explode activities, such as crippling, clay, molding, paper, scrambling, cup stacking, sticking, and pasting, tearing, threading, sorting, and many more engaging tasks.

These playful experiences helped develop find motor control, hand, coordination, finger, strength, concentration, and early pencil group skills. They also encourage creativity, patience, and independence as children, explode, different materials, and completed tasks with growing confidence. It is delightful to see our little learners, discovering that their tiny hands can create, bill, and accomplish so much.



Kairos Global School
For a World-Ready Future

Little Hands, Creative Minds!

Clay Moulding was a delightful hands-on activity that allowed our EY1 learners to explore, create, and express themselves freely. As they squeezed, rolled, pressed, and shaped that way, the children strengthened their finger muscles, hand control, and hand-eye coordination. The activity also encouraged creativity, concentration, and sensory exploration, making the fine Motor practice a joyful and meaningful learning experience.



Stack, Balance & Build!

Paper Cup stacking was a fun and engaging activity that kept our EY1 learners, actively involved while developing their fine-motor skills. As they carefully picked up, stacked and arranged the cups, children strengthened their finger control, hand – eye coordination, concentration, and precision. The activity also encouraged patients, balance, and problem-solving as they explored different ways to build and stack. Learning through play me every little stack of fun achievement.!



Little Palms, Colourful Creations!

Palm Painting was a joyful and sensory-rich activity that allowed our EY1 learners to explore colours and express their creativity. As they dipped their palm in paint and created colourful impressions, children developed hand strength, coordination, sensory awareness, and confidence. This Hand on experience, encouraged imagination and self expression while making art and fine—motor learning wonderfully fun and memorable.



Create, Stick & Smile!

Making a photo frame was a fun and creative fine-motor activity for our EY1 learners. children enjoyed selecting mati, King, and testing colourful materials to decorate their friends, developing finger strength, hand, eye coordination, precision, and concentration. This hands-on experience encouraged creativity and independence, while giving each child, the joy of creating a special keepsake of their own.



My Favourite Fruit Basket!

Our EY1 learners enjoyed creating their favourite fruit basket through a fun sticking and pasting activity. Children selected their favourite fruits and carefully pasted them to create their own colourful fruit baskets. This engaging activity helped develop fine-motor skills, hand-eye coordination, finger control, and concentration, while also encouraging children to express their choices and creativity. A simple and joyful activity that made learning about fruits extra special!



Match, Colour & Learn!

Our EY1 learners enjoyed a fun – filled Colour matching activity that made learning colours, exciting and interactive. Children explode, different colours and matched object with their corresponding colors, strengthening their color, recognition, visual, discrimination, observation, and concentration skills. This engaging activity also encouraged children to follow instructions and make connections through hands on. learning. With bright colors and happy little Minds, learning became a joyful experience.!



A Day in Shades of 'Green'

Our EY1 learners celebrated Green Colour Day with great excitement and enthusiasm! Dressed in vibrant shades of green, the children explode, the colour through fun field activities, classroom, decorations, and engaging learning experiences. They enjoyed identifying green objects and connecting the colour with elements of nature, such as leaves, trees, grass, and plants. This celebration helps, strengthen their colour recognition, observation, vocabulary, and environmental awareness, while making learning, lively and memorable. With cheerful smile, and lots of green around our little learners enjoyed a wonderful day of colorful learning, joyful exploration.



Kairos
GLOBAL SCHOOL
For a World-Ready Future

Newsletter

2026-2027

EY-2



Kairos
Global School
For a World Ready Future



🌈 “Every child is a little learner with a big imagination! Through play, creativity, and joyful learning, we grow, discover, and dream together.” 📚✨💛

COMMUNICATION AND LANGUAGE

The journey of literacy is a wonderful experience where every new letter, sound, and writing practice helps children take a step towards becoming confident readers. During SA1, our young learners explored the alphabet from A to Z, developing their understanding of letter recognition, proper formation, and phonetic sounds. Through engaging phonics activities, children practised identifying beginning and ending sounds and connecting letters with familiar objects. They enjoyed the “C for Corn” and “F for Fish” activities, which helped them recognise letters and associate them with meaningful words in a fun and interactive way. Our little learners also explored sand tracing activities, where they practised standing lines and sleeping lines using their fingers. This hands-on activity helped strengthen their pre-writing skills, hand-eye coordination, and fine motor development while making learning enjoyable.

Overall, the SA1 literacy journey has been an engaging and rewarding experience, helping our young learners develop their letter recognition, phonics, pre-writing, and communication skills while nurturing a joyful interest in language and learning.





Kairos
Global School
For a World Ready Future









Kairos
Global School
For a World Ready Future









The children joyfully participated in a Sleeping Line and Standing Line Activity, exploring basic pre-writing strokes through playful learning. Children practiced drawing the Sleeping Line from left to right, developing smooth and controlled hand movements. Children explored the Standing Line by moving their hands from top to bottom, strengthening direction and control.

The activity made pre-writing practice enjoyable as children explored, created, and identified different lines. Children observed the direction of each line and learned to differentiate between Sleeping and Standing Lines. The activity supported pencil control, hand-eye coordination, fine motor skills, and concentration. Practicing basic lines helped prepare children for forming letters, numbers, and patterns. Children participated enthusiastically and gained confidence through repeated practice and successful attempts. The children enjoyed learning with their classmates, sharing ideas and celebrating their efforts. The activity strengthened essential pre-writing skills while making learning fun, interactive, and meaningful.



MATHEMATICS



Learning math was not just about numbers—it was about observing, comparing, counting, and understanding the world around them. Our little adventurers began their mathematical journey by exploring pre-number concepts through fun and meaningful comparisons. They learned to observe and differentiate using simple terms from their surroundings. Everyday examples helped them understand size and measurement in a natural and relatable way.

Our little learners have enjoyed exploring the exciting world of early Mathematics through fun, playful, and hands-on experiences. They developed an understanding of different 2D shapes, including circles, squares, rectangles, triangles, ovals, and diamonds, and were introduced to 3D shapes such as cubes, cuboids, cones, cylinders, and pyramids. They enjoyed identifying these shapes in familiar objects and making connections with the world around them.

As their number sense developed, the children learned to count confidently from 0 to 30 in the correct sequence. They practiced forward and backward counting and explored concepts such as before, after, between, and missing numbers. They were also introduced to number names, strengthening their understanding of numbers and their sequence.

Through engaging activities involving counting, matching, sorting, and using colourful learning materials, children are developing confidence, logical thinking, and problem-solving skills. These joyful learning experiences are helping them build a strong foundation in early Mathematics while making every number and shape an exciting discovery.





Kairos
Global School
For a World Ready Future





Kairos
Global School
For a World Ready Future









Kairos
Global School
For a World Ready Future









Backward Counting Rocket Activity

The children enthusiastically participated in an exciting "Backward Counting Rocket Activity" designed to strengthen their understanding of numbers and sequencing. Through this fun-filled rocket-themed activity, the children practised counting backwards from 10 to 1, identifying numbers and placing them in the correct descending order. The hands-on activity encouraged the children to actively observe, think, respond, and participate while following the countdown sequence. It helped enhance their number recognition, sequencing skills, logical thinking, concentration, memory, and confidence. The rocket theme added an element of excitement and imagination, making the learning experience more enjoyable and meaningful. The children eagerly followed the countdown and celebrated as their rockets moved towards the launch, turning numeracy learning into a joyful and interactive experience.



Little Minds Spot the Numbers, Little Minds Learn & Grow!

Our little learners had a wonderful time identifying and recognising numbers through fun and engaging activities. They explored colourful number cards, matched numbers, and practised identifying numerals in a playful way. These hands-on experiences helped children develop number recognition, concentration, and confidence while making learning enjoyable. Every number they discover is a small step towards building strong mathematical skills.



Kairos
Global School
For a World Ready Future

LET'SEXPLORE(E.V.S)



Exploring Our Wonderful World!

EVS helps little minds discover plants, animals, people, nature, and our surroundings.

Through fun and meaningful activities, children learn to observe, explore, care, and understand the world around them.

Every little discovery today builds a curious, caring, and responsible learner for tomorrow!

Kairos Global School
For a World Ready Future

Every day was a new adventure for our little explorers as they learned about their surroundings and the people in their community. They explored the importance of water, its sources such as rivers, lakes, wells, and rain, and its uses in daily life.

The children also learned about healthy and unhealthy food habits, community helpers, and important neighbourhood places such as schools, hospitals, parks, shops, and post offices. They explored animals and birds, their characteristics, food, and homes, as well as different modes of transport and their uses.

Through fun, interactive, and hands-on activities, each topic became a meaningful learning experience, encouraging children to observe, explore, ask questions, and understand the wonderful world around them.



Kairos
Global School
For a World Ready Future









Kairos Global School

FINE MOTOR SKILLS (F.M.S)

Our little learners embarked on an exciting journey to develop their fine motor skills through a variety of hands-on and playful activities. They strengthened their hands, fingers, and wrists by engaging in creative tasks such as clay modeling, rolling and shaping playdough, and making small letters, numbers, and shapes. Children practiced precision and coordination through bead threading, lacing cards, and using tweezers to pick up small objects, while also exploring pouring water with cups and droppers, squeezing sponges, and using clothespins to hang paper or shapes. They enhanced hand-eye coordination with stacking cups and rings, solving simple puzzles, and building with blocks, while improving dexterity through paper folding, cutting with safety scissors, tearing, and pasting. Sensory and art-based activities like finger painting, hand printing, stamping, and creating collages or mosaics encouraged creativity while strengthening fine motor control. Everyday life skills were also woven in, including zipping and unzipping, buttoning and unbuttoning, and rolling pencils or crayons to develop pencil grip. These activities, carefully designed to be fun, interactive, and engaging, helped children build hand strength, coordination, and concentration, making every session a joyful step toward mastering essential fine motor skills.





Kairos
Global School
For a World Ready Future





Kairos
Global School
For a World Ready Future





Kairos
Global School
For a World Ready Future





Kairos
Global School
For a World Ready Future





Kairos
Global School
For a World Ready Future







Kairos
Global School
For a World Ready Future









Kairos
Global School
For a World Ready Future









GROSS MOTOR SKILLS (G.M.S)

Free Play Time Our little ones enjoyed a joyful Free Play Time in the playground, running, playing, and exploring with their friends. Their happy smiles and laughter filled the playground with excitement and positive energy. Through free play, children enjoyed being active, socialising with friends, and expressing themselves freely. It was a wonderful time filled with fun, laughter, friendship, and happy memories! Zigzag Walk with Ball. Our little ones had lots of fun walking along the zigzag line while holding a ball in their hands. They carefully followed the path, balancing the ball and enjoying every step. The activity helped develop balance, coordination, concentration, and body control while making learning active and joyful. The children participated enthusiastically and enjoyed every moment! Cone Hopping Fun. Our little ones had a wonderful time hopping over the cones in the play area. They eagerly followed the activity, enjoying every jump with bright smiles and lots of excitement! This fun activity helped develop balance, coordination, body control, and confidence while keeping the children active and happy. It was a joyful playtime filled with fun and laughter!







GMS Activity

Hop the Cone & Balance the Paper on the Ball

Our little learners had a fun-filled time strengthening their gross motor skills through exciting activities like “Hop the Cone” and “Balance the Paper on the Ball.” These activities helped children improve their balance, coordination, body control, concentration, and agility. They enthusiastically hopped, balanced, and moved with confidence while enjoying every moment of learning through play. “Little steps, big balance, and lots of fun—learning through movement. The activities also encouraged children to develop patience, focus, and confidence while completing each challenge. With every hop and every balanced step, our little ones learned that practice, movement, and perseverance make learning joyful!

“Little steps, big balance, and lots of fun—learning through movement!”

Kairos
Global School
For a World Ready Future









Kairos
Global School
For a World Ready Future









Kairos
GLOBAL SCHOOL
For a World-Ready Future

Newsletter

2026-2027

EY-3



“Childhood is the beginning of every great journey — a time to wonder, explore, create, and discover the joy of learning.”

LITERACY

The EY3 children actively and enthusiastically participated in a variety of engaging literacy activities connected to their classroom topics. Each activity provided them with opportunities to explore new ideas, learn new vocabulary, communicate their thoughts, and develop a deeper interest in the world around them. As part of their experiential learning, the children explored the fascinating art of tie and dye. They showed great curiosity and excitement while learning how colours can be combined to create beautiful patterns and designs on fabric. This hands-on experience encouraged them to observe, discuss, and express their ideas using new words The children also travelled around the world through their learning about different types of dumplings. They discovered the countries they originate from, learned about the ingredients used to prepare them, and enjoyed identifying the differences between various kinds of dumplings.

This activity helped broaden their vocabulary while introducing them to different cultures and food traditions. With the introduction of CVC words and long-vowel words, the children developed their phonics and early reading skills with great enthusiasm. They learned to recognize sounds, blend letters, read simple words and sentences, and understand the difference between short and long vowel sounds. Alongside phonics, they are enjoying a wonderful collection of stories and rhymes, which are helping them build vocabulary, improve listening skills, develop imagination, and express themselves more confidently. It is delightful to see our young learners participate with such curiosity, enthusiasm, and eagerness to learn. Through stories, rhymes, hands-on experiences, and meaningful conversations, the children built strong foundations in literacy while discovering that learning can be both fun and fascinating.



Kairos
Global School
For a World Ready Future





Kairos
Global School
For a World Ready Future















Kairos
Global School
For a World Ready Future





NUMERACY

Numeracy development in the early years is nurtured through hands-on and concept-based activities that make mathematics meaningful and joyful. Activities such as addition, pencil counting camps, capacity exploration, number ordering, skip counting, number names, before-after-between numbers, sand and water tracing, estimation and measuring helped children develop number sense, logical thinking, sequencing and problem-solving skills. These engaging experiences made abstract concepts concrete while strengthening concentration, memory, fine-motor skills and mathematical vocabulary. Children also learned to compare quantities, recognise patterns, understand relationships between numbers and apply mathematical concepts in everyday situations. Interactive activities encouraged curiosity, independent thinking and learning through exploration, allowing children to learn at their own pace. Regular practice helped improve accuracy, confidence and retention while building a strong foundation for future mathematical learning. Through learning by doing, children developed a positive attitude towards numbers and discover that mathematics can be both meaningful and enjoyable.





Kairos
Global School
For a World Ready Future



Kairos
Global School
For a World Ready Future



Kairos
Global School
For a World Ready Future



Kairos
Global School
For a World Ready Future



EVS

Our little learners of EY3 enthusiastically explored the world around them through interesting and meaningful EVS (Environmental Studies) topics and activities. They developed an understanding of their surroundings while learning to observe, identify and connect concepts with everyday experiences. The children have explored Friends and Family, School, and Community Helpers, learning about relationships, responsibilities and the people who support our community. Through the topic of Water, they have understood its importance, sources, uses and the need to conserve this precious resource. They have also explored Festivals and Special Days, including National Festivals, developing respect and appreciation for different celebrations and traditions. The children have discovered the beauty of Nature through Living and Non-Living Things, Plants and Animals, learning about their characteristics, needs and importance in our surroundings. Through the engaging activity "What We Get from Animals," they explored useful products obtained from animals with great curiosity and enthusiasm. These diverse topics, discussions and hands-on experiences helped our EY3 children develop curiosity, observation skills, awareness, appreciation and a sense of responsibility towards people, animals, plants, water and nature, making every EVS lesson an exciting journey of discovery.





Kairos
Global School
For a World Ready Future



Kairos
Global School
For a World Ready Future









Kairos
Global School
For a World Ready Future











Kairos
Global School
For a World Ready Future








Kairos
Global School
For a World Ready Future



Kairos
Global School
For a World Ready Future













FINE MOTOR SKILLS

F.M.S

Our kindergarten classroom provides engaging hands-on experiences such as colour sorting, brush painting, weaving, clay moulding, printing, paper quilling, tracing, bottle-cap and lunch-box opening, cutting, pasting, paper crumbling, finger painting, drawing, threading, lacing and free play. These activities strengthen the fingers, hands and wrists while developing fine-motor control, hand-eye coordination, grip, precision and pre-writing skills. They also encourage creativity, concentration, sensory exploration and problem-solving. Practical activities promote independence and self-help skills, while creative tasks help children express their ideas confidently. Through joyful learning experiences, children developed the skills and confidence needed for everyday tasks and classroom learning. They also improved patience, focus and dexterity through repeated practice. These meaningful activities made learning enjoyable while helping children become confident, capable and independent learners.







Kairos
Global School
For a World Ready Future










Kairos
Global School
For a World Ready Future



Kairos
Global School
For a World Ready Future



Kairos
Global School
For a World Ready Future



Kairos
Global School
For a World Ready Future



Kairos
Global School
For a World Ready Future



GROSS MOTOR SKILLS

GMS

Movement is an important part of a child's early learning journey. Our kindergarten environment provides exciting opportunities to develop gross motor skills through activities such as zigzag walking, frog walking, following object references, light-and-reach activities, throwing at targets, stick catching, running, hopping, jumping, going up and down stairs independently, balancing, cycling, bowling, box targeting, circle targeting and reaching a chair by hopping. These activities encourage children to use their whole body while developing strength, balance, coordination, flexibility, agility and body control. Running, hopping and jumping strengthen the legs and improve coordination, while balancing activities develop stability, posture and body awareness. Throwing, catching and target games support hand-eye coordination, distance awareness and controlled movements. Zigzag and directional activities help children understand space and movement while following instructions. These experiences also nurture concentration, focus, reaction time and spatial awareness, helping children become more confident, independent and active learners.







Kairos
Global School
For a World Ready Future



Kairos
Global School
For a World Ready Future



Kairos
Global School
For a World Ready Future



Kairos
Global School
For a World Ready Future



Kairos
Global School
For a World Ready Future



Kairos
Global School
For a World Ready Future





PRE-PRIMARY EVENTS AND CELEBRATIONS

Our Pre-Primary section has had a wonderfully enriching and activity-filled journey, with a wide range of celebrations, awareness days and experiential learning opportunities conducted throughout term 1. The children enthusiastically participated in Back to School, First Day of School, Environment Day, Pre-Yoga Day, Father's Day, Doctors' Day, Green Colour Day, Paper Bag Day, National Flag Day, Blue Colour Day and International Friendship Day, National Heritage Day, Field Trip to a Plant Nursery, Field Trip to a Supermarket, Independence Day, World Elephant Day, Raksha Bandhan, Orange Colour Day, International Literacy Day, Janmashtami and Healthy Tiffin, Ganesh Chaturthi, Yellow Colour Day, National Book Lovers' Day and World Health Day. Each event was thoughtfully planned to make learning meaningful, joyful and connected to the children's everyday experiences.

These celebrations provided children with opportunities to learn by doing, exploring, observing, creating and communicating. Through colour days, children strengthened their understanding of colours while developing creativity and confidence. Awareness-based events such as Environment Day, World Health Day, Doctors' Day, Paper Bag Day and World Elephant Day helped children develop early awareness about health, hygiene, nature, sustainability, animals and responsible choices. National celebrations and cultural events such as Independence Day, National Flag Day, National Heritage Day, Raksha Bandhan and Ganesh Chaturthi helped children appreciate our culture, traditions, national identity and values of love, respect and togetherness. Field trips to the plant nursery and supermarket further extended classroom learning into real-life situations, allowing children to observe, question and understand the world around them.

Most importantly, these experiences have contributed positively to the children's holistic development. Participating in group activities has strengthened their communication, cooperation, sharing, social interaction and sense of belonging, while hands-on crafts, performances and creative activities have encouraged fine-motor development, imagination and self-expression. Celebrations such as Literacy Day and National Book Lovers' Day have nurtured an early love for books and language, while health, fitness and yoga-related activities have encouraged healthy habits and body awareness. Through every celebration and experience, our young learners are gradually becoming more confident, curious, expressive, responsible and socially aware, making each event not merely a celebration but a meaningful learning experience that leaves a positive and lasting impression

Kairos
Global School
For a World Ready Future











Friendship Day







Kairos
Global School
For a World Ready Future



Kairos
Global School
For a World Ready Future













Kairos
Global School
For a World Ready Future










Kairos
Global School
For a World Ready Future














Kairos
Global School
For a World Ready Future



Kairos
Global School
For a World Ready Future

Little Sunshine - Yellow Colour Day

















Kairos
Global School
For a World Ready Future



Kairos
Global School
For a World Ready Future





















Kairos
Global School
For a World Ready Future



Kairos
Global School
For a World Ready Future

















Kairos
Global School
For a World Ready Future
















हिंदी है सरल, हिंदी है सहज, हिंदी है सबसे सुंदर

आओ हिंदी सीखें, हिंदी में बोलें

EY3 EXPLORER

सामान्य रूप से शुरुआती बच्चों के लिए हिंदी सीखने की प्रक्रिया को बहुत ही रोचक, सक्रिय और बहु-संवेदी गतिविधियों से जोड़ा जाता है ताकि भाषा की नींव मजबूत और आनंददायक बने, जिसमें सबसे पहले बच्चों को स्वर वर्णों अ, आ, इ, ई, उ, ऊ, ए, ऐ, ओ, औ, अं, अः की पहचान रंग-बिरंगे और बड़े आकार के वर्णमाला चार्ट, फ्लैशकार्ड और दीवार पोस्टर के माध्यम से कराई जाती है, फिर उन्हें अपने हाथों से क्ले या गीली मिट्टी से हर स्वर को बनाना सिखाया जाता है जहाँ वे मिट्टी को गोल-गोल घुमाकर, लंबी लाइन बनाकर और जोड़कर अक्षर की आकृति को महसूस करते हैं जिससे उनकी फाइन मोटर स्किल्स, उंगलियों की पकड़ और आकार की समझ विकसित होती है,

इसके बाद चित्र और अक्षर मिलान गतिविधि कराई जाती है जैसे अ से अनार, आ से आम, इ से इमली, ई से ईख के चित्रों को सही स्वर कार्ड के साथ मिलाना, ढूंढना और चिपकाना जिससे उनकी दृश्य पहचान, शब्द-संबंध और शब्द भंडार मजबूत होता है ,फिर सबसे प्रिय गतिविधि के रूप में रेत ट्रेसिंग ट्रे दी जाती है जहाँ बच्चे अपनी तर्जनी उंगली से रेत पर बार-बार स्वरों को लिखते हैं, मिटाते हैं और फिर से लिखते हैं जिससे बिना पेंसिल के दबाव के उनकी लिखने की लय, दिशा और मसल मेमोरी बनती है, इसी के साथ फर्श पर बड़े-बड़े स्वर बनाकर उन पर चलना, कूदना, गाड़ी चलाना, स्वर वर्णमाला गीत गाना

।स्वर पहेली और सॉर्टिंग गेम खेलना, चित्र देखकर शब्द बोलो और शब्द सुनकर चित्र दिखाओ जैसे मौखिक खेल कराना भी शामिल होता है, जो सभी मिलकर हिंदी सीखने को किताब से निकलकर देखना, सुनना, छूना, बनाना, बोलना और खेलना का एक जीवंत और संपूर्ण अनुभव बना देते हैं और शुरुआती स्तर पर ही बच्चों में हिंदी के प्रति आत्मविश्वास, रुचि और मजबूत नींव का निर्माण करते हैं।



Kairos
Global School
For a World Ready Future



Kairos
Global School
For a World Ready Future





తెలుగు భాష – మన మాతృభాష

తెలుగు భాష మన మాతృభాష. ఇది భారతదేశంలోని ప్రాచీనమైన మరియు మధురమైన ద్రావిడ భాషలలో ఒకటి. తెలుగు భాషను ప్రధానంగా తెలంగాణ మరియు ఆంధ్రప్రదేశ్ రాష్ట్రాలలో మాట్లాడుతారు. తెలుగు భాషకు గొప్ప చరిత్ర, సాహిత్యం, సంస్కృతి మరియు సంప్రదాయాలు ఉన్నాయి.

తెలుగు భాషలో అచ్చులు, హల్లులు, గుణింతాలు మరియు ఒత్తులు ముఖ్యమైన భాగాలు. అచ్చులు మరియు హల్లులను నేర్చుకోవడం ద్వారా పిల్లలు తెలుగు పదాలను చదవడం, రాయడం మరియు ఉచ్చరించడం అభ్యసిస్తారు.

చిన్నారులకు తెలుగు భాషపై ఆసక్తిని పెంపొందించేందుకు వివిధ సృజనాత్మక కార్యకలాపాలను నిర్వహించాము. మట్టితో తెలుగు అక్షరాలను తయారు చేయడం, అక్షరాలకు సంబంధించిన చిత్రాలను గుర్తించడం, చిత్రాలను సరైన అక్షరాలతో జత చేయడం వంటి కార్యక్రమాల ద్వారా పిల్లలు అక్షరాలను ఆనందంగా నేర్చుకున్నారు.

ఈ కార్యకలాపాలు పిల్లల్లో సృజనాత్మకత, పరిశీలనా నైపుణ్యం, జ్ఞాపకశక్తి మరియు భాషా అభ్యాస సామర్థ్యాన్ని పెంపొందించడంలో సహాయపడతాయి. ఆటలతో కూడిన అభ్యాసం ద్వారా పిల్లలు తెలుగు అక్షరాలను సులభంగా గుర్తించి, భాష పట్ల ప్రేమను పెంచుకుంటున్నారు.

"తెలుగు నేర్చుకుందాం – తెలుగు భాషను ప్రేమిద్దాం!"

Kairos Global School
For a World Ready Future

తెలుగు ఒక అందమైన, మధురమైన మరియు గొప్ప సాంస్కృతిక వారసత్వం కలిగిన భాష. కిండర్‌గార్టెన్ స్థాయిలో పిల్లలకు తెలుగు అచ్చులు (అ నుండి అః వరకు) పరిచయం చేయడంతో పాటు, వాటి ప్రాముఖ్యతను మరియు మన సంస్కృతితో ఉన్న అనుబంధాన్ని సులభమైన, ఆసక్తికరమైన పద్ధతిలో పరిచయం చేశారు.

తెలుగు అభ్యాసాన్ని ఆనందదాయకంగా మరియు అర్థవంతంగా చేయడానికి పిల్లలు మట్టి అచ్చుల తయారీ, బొమ్మల జత కలపడం, పదాల అన్వేషణ, క్విజ్, అక్షరాల పరుగు, నీటి పరుగు, బొమ్మను చూసి అక్షరాన్ని గుర్తించడం, తెలుగు అక్షరాల అన్వేషణ మరియు అక్షరాల ట్రేసింగ్ వంటి వివిధ కార్యక్రమాల్లో ఉత్సాహంగా పాల్గొన్నారు.

ఈ కార్యక్రమాల ద్వారా పిల్లలు అచ్చులను గుర్తించడం, వాటిని పరిశీలించడం మరియు వాటితో సంబంధం ఉన్న పదాలను తెలుసుకోవడం వంటి నైపుణ్యాలను అభివృద్ధి చేసుకున్నారు. అలాగే పదజాలం, వినికిడి, పరిశీలన, ఏకాగ్రత, జ్ఞాపకశక్తి మరియు సూక్ష్మ కదలికల నైపుణ్యాలు మెరుగుపడ్డాయి.

ముఖ్యంగా, తెలుగు కేవలం ఒక భాష మాత్రమే కాకుండా మన సంస్కృతి, సంప్రదాయాలు మరియు వారసత్వంలో ముఖ్యమైన భాగం అని పిల్లలు అర్థం చేసుకునేలా ఈ కార్యక్రమాలు సహాయపడ్డాయి. ఆనందభరితమైన మరియు అనుభవాత్మకమైన అభ్యాసం ద్వారా పిల్లల్లో తెలుగు భాషపై ఆసక్తి మరియు ప్రేమ పెంపొందించబడింది.

ఈ అర్థవంతమైన అనుభవాల ద్వారా పిల్లలు తెలుగు అచ్చులపై మంచి పునాదిని ఏర్పరుచుకుంటూ, ఆసక్తి, సృజనాత్మకత మరియు ఆత్మవిశ్వాసంతో తెలుగు భాషను నేర్చుకుంటున్నారు.



Kairos
Global School
For a World Ready Future



Kairos
Global School
For a World Ready Future



Kairos
Global School
For a World Ready Future



Kairos
Global School
For a World Ready Future



Kairos
Global School
For a World Ready Future



Kairos
GLOBAL SCHOOL
For a World-Ready Future

News letter

2026-2027

Grade-1



GRADE 1

ENGLISH

Our little learners have been on a wonderful journey, exploring the world of words through exciting stories, poems and fun activities. From imagination to expression, they have discovered how language helps us share ideas, feel emotions and build friendships. We are thrilled to see their growing confidence and creativity.

Building World, Building Confidence

Our little learners enjoyed creating and sorting words using Blends and Digraphs. They matched pictures with words, formed new words using letter cards and grouped words according to their sounds.
From ship and chair to frog and star, children discovered how sounds come together to form meaningful words. This activity helped to develop their phonic awareness, pronunciation, spelling and reading fluency.

Discovering the world of Blends and Digraphs

To make phonics learning enjoyable, interactive, and meaningful, our students participated in a range of engaging, hands-on activities designed to strengthen their reading and pronunciation skills. They explored consonant blends such as bl, cl, fl, gr, and st, along with digraphs such as ch, sh, th, and wh, through colourful games, word-building tasks, and picture-based activities.

These fun-filled learning experiences encouraged students to recognise letter combinations, identify sounds, form words, and connect them with familiar pictures. Through playful exploration and active participation, students developed greater phonemic awareness, improved their vocabulary, and built confidence in reading and spelling simple words.


WELCOME
BACK
TO
YOUR SCHOOL
TO
YOUR SCHOOL

Create Your Own Story

Our little children enjoyed a creative story building activity where they created their own stories. They thought of interesting characters, exciting settings and interesting plots. Using their imagination and creativity, they wrote and illustrated their stories, sharing unique and wonderful ideas. This activity helped to build their writing skill, boosted their confidence and encouraged them to think creatively.



Role Play Activity

Our young learners participated in a fun-filled role play activity where they stepped into different characters and acted out. This activity helped them to build confidence and improve communication skills.



It was a wonderful experience filled with creativity, teamwork and lots of smiles.

MATHEMATICS

Exploring the World of Numbers: Grade 1 Adventures

In this term, our Grade 1 students embarked on an exciting journey into the world of numbers. Through engaging activities and hands-on learning, they explored various mathematical concepts. Here's a glimpse into their mathematical adventures! Our young mathematicians began by learning about numbers through a fun filled and adventurous **NUMBER CROWN ACTIVITY.**

This activity helped kids to know how to split numbers into tens and ones. It showed them that numbers can be written as words, digits, or values. Making the paper crown made learning math fun, active, and creative.



ADDITION:

Addition is a key skill our students developed this term. They practiced adding numbers using various methods, such as counting on fingers, using number lines, and solving simple addition word problems. These activities helped them build a strong foundation in basic addition and develop confidence in working with numbers.



SUBTRACTION:

Subtraction is a key skill our students developed this term. They practiced subtracting numbers using various methods, such as counting back on fingers, using number lines, and solving simple subtraction word problems. These activities helped them build a strong foundation in basic subtraction and develop confidence in working with numbers.



Understanding positions:

Understanding positions was one more key skill our students explored this term. They learned to locate and describe objects using positional words such as left, right, up, down, inside, outside, between, and next to. Through fun and engaging activities, they developed their ability to follow directions and understand where objects are placed.



Learning shapes and patterns:

Learners were able to identify and name common shapes such as circles, squares, triangles, and rectangles. They developed an understanding of the different features of shapes, such as sides and corners, and recognized shapes in their surroundings. Learners were also able to identify, extend, and create simple patterns using shapes, colours, and objects. They developed observation, classification, logical thinking, and problem-solving skills while exploring different shapes and patterns in a fun and meaningful way.

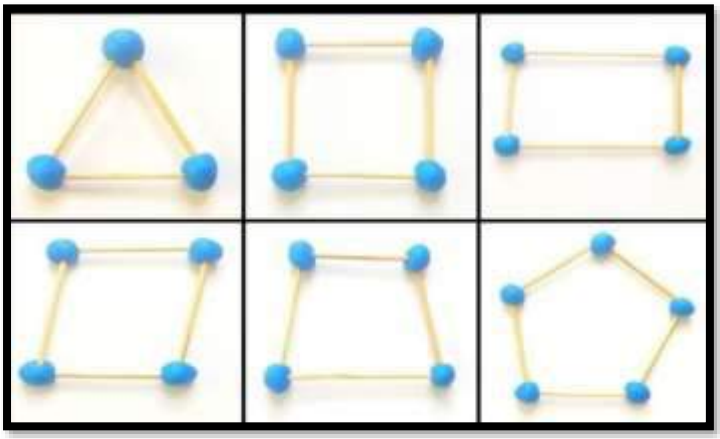

Learning Data Handling:

Data handling is an important skill our students developed this term. They learned to collect, sort, classify, and represent simple information using pictures, objects, and basic charts. Through hands-on activities, they practiced comparing data, identifying which group has more or less, and answering simple questions based on the information presented. These activities helped them develop observation, counting, and logical thinking skills.



Environmental Science

Environmental Science is an important subject that helps students understand the world around them. It teaches us about plants, animals, water, air, soil, and the importance of keeping our surroundings clean and healthy. Students learn how their daily activities affect the environment and how they can protect nature. It also develops good habits such as saving water, reducing waste, recycling, planting trees, and keeping our surroundings clean. Environmental Science encourages students to care for nature and become responsible citizens who contribute to a cleaner, greener, and healthier world.



As part of our Environmental Science activity, students explored the difference between living and non-living things. They carefully identified pictures of different objects and pasted the living things on the left side and the non-living things on the right side. This fun and engaging activity helped students understand the basic characteristics of living and non-living things while developing their observation and classification skills. It was a wonderful hands-on learning experience that made learning enjoyable and meaningful for our young learners.

What Do Plants Need to Grow ?





As part of our Environmental Science activity, students explored the basic needs of plants through a simple experiment. Two similar plants were observed for seven days. One plant was provided with water and sunlight, while the other was covered with polythene and kept without water and sunlight. After seven days, the plant receiving proper care remained healthy and green, while the other plant became wilted. This hands-on activity helped students understand that plants need water and sunlight to grow and stay healthy.

Guess the Sound – A Sound Detective Game

In this activity, students explored different sounds and learned that sounds can be produced by different objects and materials. One student was blindfolded while other students made sounds using different objects, such as a metal spoon, paper, plastic bottle, wooden block, or glass.



The blindfolded student carefully listened to each sound and tried to identify what object/material produced the sound .This fun activity helped students develop their listening skills, observation skills, and ability to identify different sounds. It also helped them understand that different materials produce different sounds.

Loud or Quiet?

In this fun and interactive activity, the teacher displayed different pictures on the Sense Board showing various sources of sound. One, two, or three students came forward at a time and carefully observed each picture. They identified the source of the sound and decided whether it would produce a loud sound or a quiet sound.



Students shared their answers with the class and explained their choices. This activity helped students understand the difference between loud and quiet sounds while developing their listening, observation, identification, and speaking skills. It also encouraged students to participate confidently and learn through an enjoyable hands-on experience.

"Pluck, Vibrate & Make Some Music!"



Students explored the concept of sound and vibration by making their own simple guitar using a plate and rubber bands. They stretched and tied the rubber bands around the plate and gently plucked them to produce different sounds. As the rubber bands vibrated, students could feel the vibrations with their fingers. Through this fun hands-on activity, students learned that vibrating objects can produce sound and discovered that everyday materials can become interesting sound sources.

Exploring Different Materials







In this fun and hands-on activity, students explored different types of materials and the objects made from them. They brought simple materials such as matchsticks, rubber bands or balloons, cotton, fabric, and paper. Students carefully identified each material and pasted it under the correct category, such as wood, rubber, fabric, and paper. This activity helped students understand that different objects are made from different materials while developing their observation, identification, sorting, and fine-motor skills in an interactive and enjoyable way.

"Sort It Right: The Material Hunt!"



In this fun and engaging activity, the teacher placed a variety of objects made from different materials such as wood, plastic, fabric, glass and paper on the table. Students came forward group-wise and carefully observed each object. They identified the material it was made of and sorted it into the correct material group. The activity helped students develop their observation, identification and sorting skills while making the concept of different materials more interesting.

COMPUTER

Learning computers at Grade 1 helps children become familiar and comfortable with technology from an early age. It introduces them to basic computer parts and simple skills such as using the mouse, keyboard, and drawing tools. Computer activities make learning fun, creative, and interactive while developing children's thinking, problem-solving, coordination, and concentration skills. It also encourages curiosity and helps students understand how computers are used in school, home, and everyday life. Most importantly, it builds a strong foundation for their future digital learning.

Computer- My Friend

Students were very excited and happy while learning the lesson "Computer – My Friend." They enjoyed discovering how a computer can help them learn, draw, play, create, and explore new things. The colourful examples and fun classroom activities made the lesson interesting and engaging for young learners. Students enthusiastically shared how they use computers at home and school and were eager to learn more about their new "digital friend."



AI- Powered Machines

Students were fascinated and excited while learning about AI-powered machines. They enjoyed discovering how smart machines can learn, recognize things, understand instructions, and perform tasks with the help of Artificial Intelligence. Students were curious to learn about examples such as smart assistants, robots, smart cameras, and self-driving vehicles. They enthusiastically shared examples of smart technology they have seen in their daily lives. The interactive discussion made the lesson fun and imaginative.







Parts of a Computer

Students were very excited and enthusiastic while learning about the parts of a computer in the lab. They enjoyed seeing and identifying the monitor, CPU, keyboard, mouse, speakers, and other components in real life. The hands-on experience made the lesson more interesting and meaningful as students could explore the different parts closely.









Handling a Mouse

Students were excited and eager while learning how to handle and use a computer mouse. They enjoyed practising clicking, double-clicking, right-clicking, dragging, and scrolling through fun activities in the computer lab. Students were enthusiastic about moving the mouse and watching the pointer respond on the screen. The hands-on practice helped them improve their hand-eye coordination, concentration, and confidence. They especially enjoyed completing simple mouse-based games and activities, making the lesson fun, interactive, and engaging.

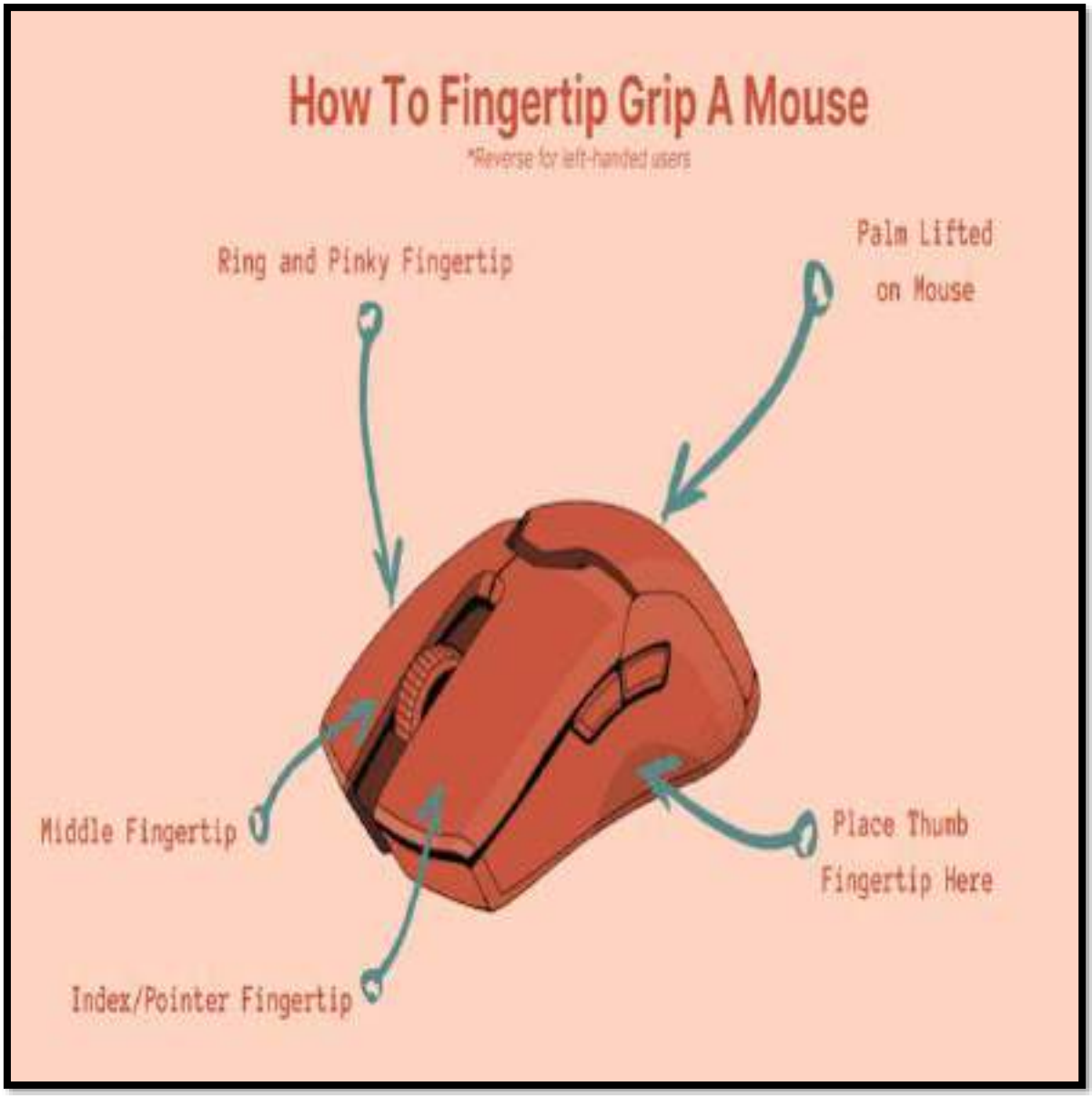

GRADE – 1

HINDI समाचार पत्र

हिंदी हमारी राष्ट्रभाषा और भारत की आत्मा है। यह न केवल भारत में सबसे अधिक बोली जाने वाली भाषा है, बल्कि हमारी सांस्कृतिक धरोहर, पहचान और एकता का मूल आधार भी है। हिंदी एक अत्यंत सरल, सहज, प्रवाहमय और वैज्ञानिक भाषा है, जिसे पढ़ना, बोलना और समझना बहुत आसान है।भारत जैसे विविधताओं से भरे देश में हिंदी विभिन्न राज्यों, धर्मों और संस्कृतियों के लोगों को आपस में जोड़ने का महत्वपूर्ण कार्य करती है। यह हमारे बीच आपसी समझ, प्रेम और भाईचारे को बढ़ावा देती है। आज हिंदी का क्षेत्र केवल भारत तक सीमित नहीं रहा, बल्कि विश्व के अनेक देशों में इसे बड़े उत्साह से बोला, सीखा और पढ़ाया जाता है, जिससे इसकी अंतरराष्ट्रीय महत्ता और पहचान निरंतर बढ़ रही है।हिंदी केवल एक भाषा या संवाद का साधन मात्र नहीं है, बल्कि यह हमारी मातृभाषा और आत्मिक अभिव्यक्ति का प्रतीक है। हिंदी भाषा का सम्मान, संरक्षण और दैनिक जीवन में अधिक से अधिक प्रयोग करना हम सभी देशवासियों का परम कर्तव्य और नैतिक दायित्व है।



हिंदी भाषा और व्याकरण में 'र' के विभिन्न रूपों का उपयोग अलग-अलग प्रकार से किया जाता है। मुख्य रूप से 'र' के निम्नलिखित रूप होते हैं

1. सामान्य 'र' (मूल रूप)
   जब 'र' स्वर सहित (पूरा) प्रयोग होता है, तो यह अपने सामान्य रूप में लिखा जाता है।

   - उदाहरण: राम, राजा, रात, रंग

2. सामान्य 'र' (मूल रूप)

   जब 'र' स्वर सहित (पूरा) प्रयोग होता है, तो यह अपने सामान्य रूप में लिखा जाता है।

   - उदाहरण: राम, राजा, रात, रंग

3. रेफ़ (र्) - स्वर रहित 'र'

   पदेन रूप दो तरह से लिखा जाता है:

   (क) तिरछी रेखा रूप

   खड़ी पाई वाले व्यंजनों (जैसे: क, ग, प, फ, भ आदि) के नीचे 'र' एक तिरछी रेखा

   (्र) के रूप में लगता है।

   - उदाहरण:
     - क् + र = क्र (क्रम, क्रोध)

   (ख) हंसपद / उल्टे 'V' रूप बिना खड़ी पाई वाले गोल पेंदे वाले व्यंजनों (जैसे: ट, ड) के नीचे 'र' उल्टे 'V' (्र) के आकार में लगाया जाता है।

   - उदाहरण:
     - ट् + र = ट्र (ट्रक, ट्रेन)



स्वरों का बगीचा-

शीर्षक से एक मनोरंजक और ज्ञानवर्धक गतिविधि का आयोजन किया गया। इस गतिविधि में बच्चों ने हिंदी वर्णमाला के सभी स्वरों (अ से अः) को एक सुंदर बगीचे में खिले हुए रंग-बिरंगे फूलों के रूप में दर्शाया। बच्चों ने प्रत्येक स्वर से बनने वाले शब्दों (जैसे— अ से अनार, आ से आम, इ से इमली) का सुंदर चित्रों के साथ सही उच्चारण करना और उन्हें लिखना सीखा। इस रचनात्मक गतिविधि के माध्यम से बच्चों ने न केवल स्वरों और उनकी मात्राओं की पहचान सीखी, बल्कि उनमें हिंदी भाषा के प्रति रुचि और उत्साह का भी विकास हुआ।





खिचड़ी बढ़िया बनी-

उद्देश्य: बच्चों को बड़ी ई की मात्रा की पहचान कराना और स्वस्थ खान-पान के प्रति जागरूक करना।

कहानी की पंक्तियाँ:

एक चिड़िया थी और एक चींटा था।
चिड़िया चावल लाई और चींटा दाल लाया।
दोनों ने मिलकर मटके में पानी डाला और खिचड़ी पकाई।
गरम-गरम खिचड़ी बनकर तैयार हुई, खिचड़ी बहुत बढ़िया और स्वादिष्ट बनी।
चिड़िया और चींटे ने मिलकर आनंद से खिचड़ी खाई।
गतिविधि का नाम: स्वाद और सीख — खिचड़ी बढ़िया बनी



बड़ी ई की मात्रा वाले शब्द-

इस शब्द में जैसे— चिड़िया, चींटा, पानी, खिचड़ी, बढ़िया, गरमकासही उच्चारण करना और

उन्हें लिखना सीखा। इस पाठ के द्वारा बच्चों को मिलकर काम करने(टीमवर्क) तथा एक-दूसरे

के साथ साझा (Share) करके खाने का महत्व समझाया गया। बच्चोंने इस गतिविधि में कागज़

के टुकड़ों से चिड़िया और चींटा बनाकर कहानी को अपने शब्दों मेंप्रस्तुत किया।



1వ తరగతి

తెలుగు

తెలుగు మన మాతృభాష. అమ్మతో, నాన్నతో, ఇంట్లో అందరితో ప్రేమగా మాట్లాడే తీపి భాష మన తెలుగు.

గుండ్రని అక్షరాలు: తెలుగు అక్షరాలు చూడటానికి ముత్యాల్లాగా, గుండ్రంగా ఎంతో అందంగా ఉంటాయి.

చదవడానికి సులభం: మనం మాట నోటితో ఎలా అంటామో, పుస్తకంలో అలాగే రాస్తాము. అందుకే తెలుగు చదవడం, రాయడం చాలా సులభం!

వర్ణమాల

తెలుగు భాషకు వర్ణమాల పునాది వంటిది. తెలుగు భాషకు మూలమైన తెలుగు వర్ణమాలలో మొత్తం 56 అక్షరాలు ఉంటాయి. వీటిని మూడు భాగాలుగా విభజించారు: అచ్చులు 16 హల్లులు 37 మరియు ఉభయాక్షరాలు (3).

అచ్చులు (Vowels - అ నుండి ఔ వరకు) యొక్క ఉపయోగాలు:

అచ్చులు వేరే ఏ అక్షరం సహాయం లేకుండా స్వతంత్రంగా పలకడానికి ఉపయోగపడతాయి.

పదాల ఆరంభం: చాలా సరళమైన మరియు ముఖ్యమైన పదాలు అచ్చులతోనే మొదలవుతాయి.

ఉదాహరణ: అమ్మ, ఆవు, ఇల్లు, ఈగ, ఉడుత, ఎలుక

హల్లులు (Consonants - క నుండి క్ష/ఱ వరకు) యొక్క ఉపయోగాలు:

హల్లులు స్వతంత్రంగా పలకలేవు, ఇవి ఖచ్చితంగా అచ్చుల సహాయంతోనే పలుకుతాయి






SNOW WHITE

పలక

పలక పాఠం ద్వారా పిల్లలకు ఎలాంటి ఒత్తులు, దీర్ఘాలు లేని సరళమైన అక్షరాలు మరియు పదాలను సులభంగా పరిచయం చేయడానికి ఈ పాఠం తోడ్పడుతుంది.

అక్షర గుర్తింపు: ప', 'ల', 'క' అనే మూడు ప్రధాన అక్షరాలను స్పష్టంగా గుర్తుపట్టడం మరియు ఉచ్చరించడం నేర్చుకుంటారు.

సరళ పదాల తయారీ: ఈ అక్షరాలను కలిపి కొత్త పదాలను తయారు చేయడం మరియు చదవడం నేర్చుకుంటారు

పలక

కల

కలప

లకలక

తప్పులను సరిదిద్దుకునే వెసులుబాటు: పలకపై రాసినదాన్ని వెంటనే తుడిపేసి మళ్లీ రాసే అవకాశం ఉండటం వల్ల పిల్లల్లో భయం పోయి స్వేచ్ఛగా రాయడానికి ఉత్సాహం చూపిస్తారు.











ఈత

ఈత పాఠం ద్వారా పిల్లల్లో నీటి భయాన్ని పోగొట్టి ప్రాథమిక రక్షణ నైపుణ్యాలు అలవర్చడం ప్రధాన ఉద్దేశం మరియు పిల్లలకు స్వచ్ఛమైన వాతావరణం ఎలా వుంటుందో తెలుసుకుంటారు.

పదాల పరిచయం: ఈత పాఠం ద్వారా పిల్లలకు "ఈ" అనే అక్షరాన్ని ఉపయోగించి కొన్ని కొత్త పదాలను నేర్పించవచ్చు.

- ఈగ
- ఈల
- ఈక
- ఈత

ఈ పాఠం ద్వారా పిల్లలకి ఒకరితో ఒకరు కలిసిమెలిసి ఉండటం తెలుసుకుంటారు. మరియు ఈత అనేది ఎలా ఉంటుందో తెలుసుకుంటారు. చెరువులు అనేవి ఎలా వుంటాయో తెలుసుకుంటారు. చెరువులో ఏమేమి వుంటాయో తెలుసుకుంటారు





అరక

ఈ పాఠం ద్వారా పిల్లలు అరక రైతుకు ఎలా ఉపయోగపడుతుందో తెలుసుకుంటారు. "అరక అనేది రైతుకు చాలా మంచి స్నేహితుడు. పొలంలో విత్తనాలు నాటడానికి ముందు నేలను సిద్ధం చేయడానికి, లూజ్ చేయడానికి అరకను ఎద్దుల సహాయంతో ఉపయోగిస్తారు."

అక్షరాల పరిచయం & భాషా నైపుణ్యాలు: వర్ణమాల 'అ' అనే మొదటి అక్షరాన్ని సులభంగా గుర్తించడం నేర్చుకుంటారు.

పద నిర్మాణం: సరళ పదాలైన 'అ - ర - క' అక్షరాలను కలిపి చదవడం, రాయడం అలవడుతుంది.

సమాజ స్పృహ & రైతు ప్రాముఖ్యత రైతు కష్టం: మనకు అన్నం పెట్టే రైతు (రైతన్న) ఎంత కష్టపడతారో అర్థం చేసుకుంటారు.

ఆహారం విలువ: మనం తినే కూరగాయలు, బియ్యం పొలం నుంచే వస్తాయని తెలుసుకుని, ఆహారాన్ని వృథా చేయకూడదనే అలవాటు పెంచుకుంటారు.





Kairos
GLOBAL SCHOOL
For a World-Ready Future

News letter

2026-2027

Grade-2



GRADE - 2

English

WHEN ENGLISH CAME ALIVE!

A Journey of Words, Wonder, Creativity & Joy

INTRODUCTION - OUR ENGLISH ADVENTURE

"What happens when words begin to dance, sentences begin to speak, and learning begins to sparkle?"

Welcome to our Grade 2 English journey—a place where learning moved beyond the textbook and became an experience filled with curiosity, creativity, discovery, laughter, and joy.

Our young learners became word explorers, sentence detectives, and little scientists, discovering that English can be enjoyed through movement, imagination, teamwork, and hands-on experiences.

Our adventure took us from fishing for words to exploring the fascinating world of different types of sentences, and then into the delightful experience of watching soap bubbles float, shimmer, and dance.

Every activity gave our learners an opportunity to participate, express themselves, think creatively, and enjoy the language they were learning.

And the photographs that follow are more than photographs. They capture curiosity in action, confidence in growing voices, joyful discoveries, and precious classroom memories.

This is more than an English magazine.



FISHING ACTIVITY- A CATCH FULL OF WORDS

“Ready, steady... cast your line!”

Fishing is usually associated with catching fish—but our Grade 2 learners discovered a completely different kind of fishing: fishing for words!

With enthusiasm and excitement, our little learners took part in a playful Fishing Activity. They caught words, read them aloud, thought about their meanings, and then used those words to create meaningful sentences.

Behind the fun was purposeful language learning. Each turn encouraged the children to read, think, speak, and create. The excitement grew with every successful catch: “I caught a word!” “I can read it!” “Now I can make a sentence!”

Through this activity, our learners developed their vocabulary, reading, speaking, sentence-building skills, and confidence while enjoying an engaging classroom experience.

THE WORD FISHING ADVENTURE





THE SENTENCE DETECTIVES

"Every sentence has a purpose. Can you discover what it is?" Our Grade 2 learners became Sentence Detectives and set out to discover the different ways sentences help us communicate.

Instead of simply memorising grammar rules, they explored, identified, spoke, and created examples of the four types of sentences.

STATEMENT - A statement tells us something."The sun is shining."

QUESTION -A question asks something. "Where is my book?"

COMMAND-A command tells someone to do something.

"Please open your book." EXCLAMATION

EXCLAMATION - An exclamation expresses a strong feeling. "What a beautiful rainbow!"

The activity also helped our learners understand that punctuation marks are meaningful. They show us how a sentence should be read and help us understand what the speaker intends to communicate.

What made the experience truly special was the confidence that filled the classroom. Every child had a chance to become a speaker, a listener, and a sentence detective. Their voices grew louder, their expressions became more dramatic, and their excitement made grammar feel like an adventure rather than a lesson. And then came the magic! As the children read their sentences aloud—with the right voice, expression, and punctuation—the classroom came alive. Each sentence carried a different emotion, turning simple words into moments that could be seen, heard, felt, and remembered. Through this experience, our young learners discovered that grammar is not just about rules—it is about giving our thoughts a voice. What began as a search for sentence types became a memorable journey of curiosity, confidence, creativity, and communication.




BOOKSTAGRAM
BOOKSTAGRAM
BOOKSTAGRAM

WHEN LEARNING BEGAN TO FLOAT

THE MAGIC OF SOAP BUBBLES

“Look closely… there is learning floating right before our eyes!”

The appearance of soap bubbles brought an instant sense of excitement to the learning experience. For a while, the classroom became a lively space filled with shimmering bubbles, happy faces, observation, conversation, and curiosity.

Our Grade 2 learners watched carefully as the bubbles floated, moved, rose, changed, and finally burst. They used English to describe what they were seeing and to share their observations with their friends.

Their simple observations became opportunities to communicate: “The

bubble is floating!”

“It is shining!” “Look! It is going up!” “The bubble burst!”

Through this enjoyable experience, children had opportunities to observe, describe, question, imagine, and communicate. The activity showed us that meaningful language learning can happen through experiences that encourage children to be naturally curious. For a few magical moments, learning was no longer sitting inside a textbook—it was floating through the air. Every bubble carried a question, an observation, or a new sentence, turning an ordinary classroom activity into an extraordinary language-learning experience. Through this enjoyable experience, children had the opportunity to observe, describe, question, imagine, and communicate. The activity showed us that meaningful language learning can happen through experiences that encourage children to be naturally curious, confident, and expressive. Sometimes, the most unforgettable lessons are not written on a page—they float gently before our eyes, sparkle for a moment, and leave a lasting impression.





"Some lessons are written in notebooks; the most beautiful ones become memories."

A JOURNEY WORTH REMEMBERING

We began our journey by catching words, discovering the magic hidden within letters, sounds, and expressions. What started as a simple activity soon became an exciting adventure, where every word opened the door to a new idea and every little discovery sparked a sense of wonder.

Through every activity, every interaction, and every little moment of discovery, we witnessed learning unfold in its most beautiful form. We saw hesitant voices grow stronger, curious minds become more engaged, and ordinary classroom moments turn into extraordinary experiences. The children were not merely learning English; they were living it, experiencing it, and making it their own.

Together, these experiences reminded us that learning English can be active, joyful, creative, and truly memorable. It does not always have to begin with a textbook or end with an exercise. Sometimes, it begins with a word, grows through a sentence, blossoms through an expression, and comes alive through play. When learning connects with children's natural curiosity, it becomes more meaningful, more engaging, and more enduring.

This journey has been about more than learning words, understanding sentences, or exploring grammar. It has been about creating opportunities for children to express themselves freely, learn fearlessly, discover joyfully, and grow confidently. It has been about transforming the classroom into a world where every child has a voice, every idea matters, and every small achievement is worth celebrating.

Because in the end, the most beautiful lessons are not always the ones we simply teach, but the ones children experience, cherish, and carry with them long after the classroom activity has ended.

THIS IS OUR STORY. THIS IS OUR JOURNEY.

A journey of words, wonder, expression, and discovery.

MATHEMATICS

Mathematics is an important part of our everyday lives, helping us understand numbers, shapes, patterns and measurements. From counting objects to telling time and managing money, Math is useful in many daily activities. It encourages children to observe carefully, think logically and solve problems creatively. Through games, puzzles and hands-on activities, students can explore mathematical concepts with interest. It develops accuracy, patience and confidence in young learners. Every new concept gives students an opportunity to discover, question and learn. With regular practice, they can build strong mathematical skills. Mathematics also helps children make connections between classroom learning and real-life situations. It encourages them to explore different methods and express their ideas with confidence. Most importantly, Mathematics becomes a joyful journey of exploration, creativity and discovery.

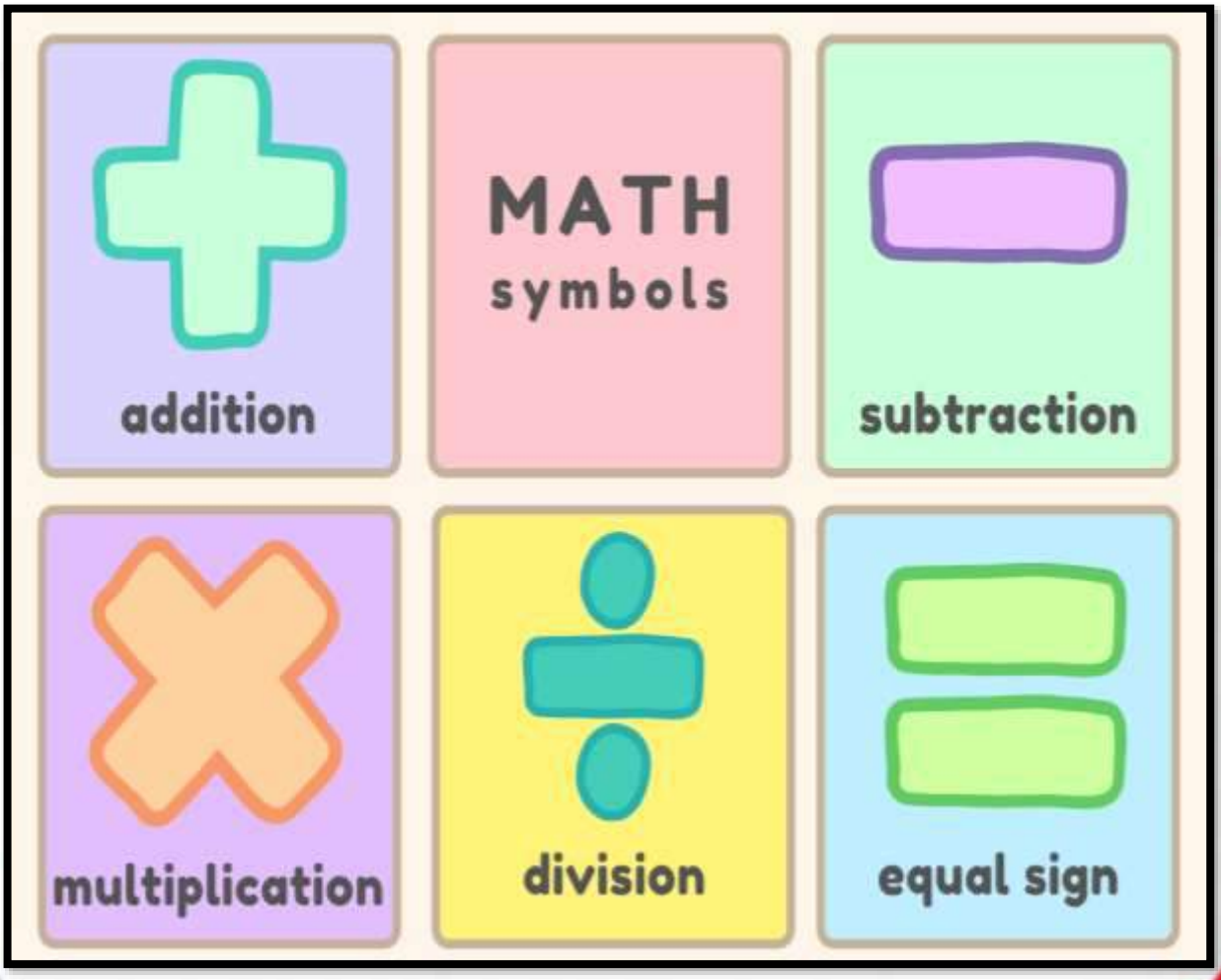

SKIP COUNTING BY 2'S

Skip counting is an important mathematical skill that helps children recognise number patterns and develop counting fluency. To make this concept engaging, children participated in a hands-on thread activity. They connected the numbers in the correct order by following the sequence of 2, 4, 6, 8, 10, 12, 14, 16, 18 and 20 using colourful threads. This activity helped students understand counting by 2 while improving their number recognition, sequencing and coordination skills. Such creative activities make Mathematics enjoyable and help children learn through active participation.







FUN ADDITION WITH ABACUS

Our young mathematicians explored place value and addition through a creative Abacus Activity using colourful thermocol balls and stickers. They arranged the materials to represent tens and ones, making numbers easy to understand and visualize. The activity helped students practise counting, number formation and simple addition in an engaging way. By creating their own abacus models, learners developed concentration, creativity and confidence in Mathematics. It made learning numbers hands-on, colourful and enjoyable.










ASK QUESTION
GATHER INFORMATION
THINK LIKE A

THE MAGIC SUBTRACTION HOUSE

Subtraction is an important mathematical skill that helps students understand how numbers can be taken away to find the difference. To practice this concept, our students enjoyed the “The Magic Subtraction House” Activity. Using colourful paper cut-outs, they created a little house with different subtraction problems displayed on its windows. Students solved each problem and explored subtraction in a fun and engaging way. This hands-on activity made subtraction more visual, enjoyable and meaningful. It encouraged accuracy, concentration and confidence while solving problems. Through this creative activity, students discovered that learning subtraction can be fun, colourful and magical.







SHAPES AROUND US

Shapes and lines are an important part of Mathematics that help students understand the world around them. To explore this concept, our students enjoyed a creative “Shapes and Lines” Activity using colourful craft materials. They created and identified different types of lines such as horizontal, vertical and slanting lines, along with various shapes like triangles, squares, rectangles and hexagons. This hands-on activity helped students recognize the properties and structures of different shapes in a fun way. It encouraged creativity, observation and active participation while strengthening their understanding of basic geometry. Through this activity, students discovered that shapes and lines are everywhere around us and can be explored in exciting ways.









DATA DETECTIVES

Data handling helps children collect, organise and understand information in a simple and meaningful way. Through fun activities, students learned to observe, count, sort and record information around them. They explored data by counting objects, comparing quantities, conducting simple surveys and representing results using pictographs. These hands-on experiences helped them recognise patterns and draw simple conclusions from the information collected. Students also learned to arrange information neatly and communicate their findings clearly. The activities encouraged curiosity, careful observation and confident decision-making while making data handling easy to understand. Through these experiences, learners discovered how numbers and information can tell interesting stories about the world around them.



ENVIRONMENTAL STUDIES

Environmental Studies opened a window for students to explore, discover and appreciate the world beyond the classroom.

Through meaningful lessons and engaging experiences, they explored nature, their surroundings, everyday resources and the environment they are part of. Each topic encouraged children to observe closely, think creatively and make connections with their daily lives. Interactive activities, creative projects, experiments, conversations and practical explorations transformed learning into an exciting journey of discovery. These experiences encouraged children to become thoughtful observers, confident learners and responsible individuals who understand the importance of caring for themselves, others and the world they live in.

DESERT IN A FRAME





The activity "DESERT IN A FRAME" gave children an opportunity to create a desert habitat. By building their own miniature habitat, children explored the unique features of deserts and understood how animals such as camels survive in hot, dry surroundings. The hands-on experience made the concept of habitat more meaningful and memorable. The activity also encouraged children to observe, imagine and express their understanding creatively.

MYSTERY CLUE HUNT









"Mystery Clue Hunt" was an engaging activity where children picked clue cards from a mystery bag and carefully observed each clue to identify the animal associated with it. Clues such as a feather, nest, broken egg, eaten leaf, ant hill and spider web encouraged children to think about what animals might have left these signs behind. It also helped children understand how they can learn about animals by observing their homes, food habits and traces, even when the animals themselves cannot be seen.

Crack the Rock Code







"Crack the Rock Code" was an exciting hands-on activity where children investigated different types of rocks by testing their properties. They checked whether the rocks were waterproof or absorbent, soft or hard and whether they could be scratched easily or not. Through this activity, children learned that rocks can have different properties and appearances. They developed their observation, comparison, classification and reasoning skills by conducting simple tests and recording their findings. The activity encouraged children to explore materials scientifically, make predictions, observe changes and draw conclusions based on evidence.

Earth Needs Us!





"Earth Needs Us!" was a creative poster-making activity where children expressed their ideas about how we can care for and protect our environment. They used drawings, colours, slogans and simple messages to show ways such as saving water, planting trees, reducing waste, reusing materials, avoiding plastic and keeping our surroundings clean. They also learned about their responsibility towards the environment and understood that even small actions can make a positive difference. The activity also gave them an opportunity to express their ideas confidently through art and meaningful messages.

Shape It, Change It!











"Shape It, Change It!" was a fun, hands-on activity where children used clay to make different shapes and explored how the shape of an object can be changed by bending, rolling, pressing or moulding it. They created various shapes on paper and observed how the same piece of clay could be transformed into different forms. Children also learned that some materials can change their shape when we apply a force. The activity also helped children connect the concept of changing shapes with everyday experiences, such as moulding dough, shaping clay or squeezing and flattening objects.

Venn Diagram Detectives







"Venn Diagram Detectives" was an engaging activity where children used a Venn diagram to sort materials based on two properties—shiny and flexible. They placed materials in the correct sections and identified those that showed both properties. This activity helped children understand that materials can have different properties, while developing their observation, comparison, classification and logical-thinking skills. It also introduced them to the idea of overlapping characteristics in a simple and enjoyable way.

COMPUTER

Learning computers helps children develop basic digital skills and become confident with technology. It teaches them how to use the keyboard, mouse, and other computer parts and helps them understand how computers are useful in everyday life. Computer learning also improves their creativity, problem-solving, logical thinking, and concentration through activities, games, drawing, and simple educational tasks. It prepares students for future learning by making them comfortable, responsible, and curious users of technology.

Know Your Computer

Students showed great interest and excitement while learning about the computer and its different parts. They enjoyed identifying the monitor, CPU, keyboard, mouse, speakers, and other components and were eager to share what they already knew. The hands-on activities made the lesson fun and interactive, and students enthusiastically participated in identifying and discussing the uses of each part. They were curious to learn how different computer parts work together and enjoyed exploring the computer with confidence and enthusiasm.



Working of a Computer

Students were excited and curious to learn how a computer works step by step. They enjoyed understanding the simple process of Input → Processing → Output through familiar examples. Students actively participated in classroom discussions and enjoyed identifying which devices are used for giving input and receiving output. They were amazed to learn how the computer processes the information we provide and gives us useful results. Interactive examples and activities made the concept easy, interesting, and enjoyable, and students confidently shared their own examples of how they use computers in their daily lives.





Input and Output Devices

Students were very excited and enthusiastic while learning about input and output devices. They enjoyed identifying familiar devices such as the keyboard, mouse, microphone, monitor, printer, and speakers. Students actively participated in classroom activities by sorting devices into input and output categories. They were curious to understand how we give instructions to a computer and how the computer provides information back to us. Real-life examples made the lesson easy, interactive, and enjoyable. Students also enjoyed sharing examples of the devices they use at home and school, which made the learning experience more meaningful.

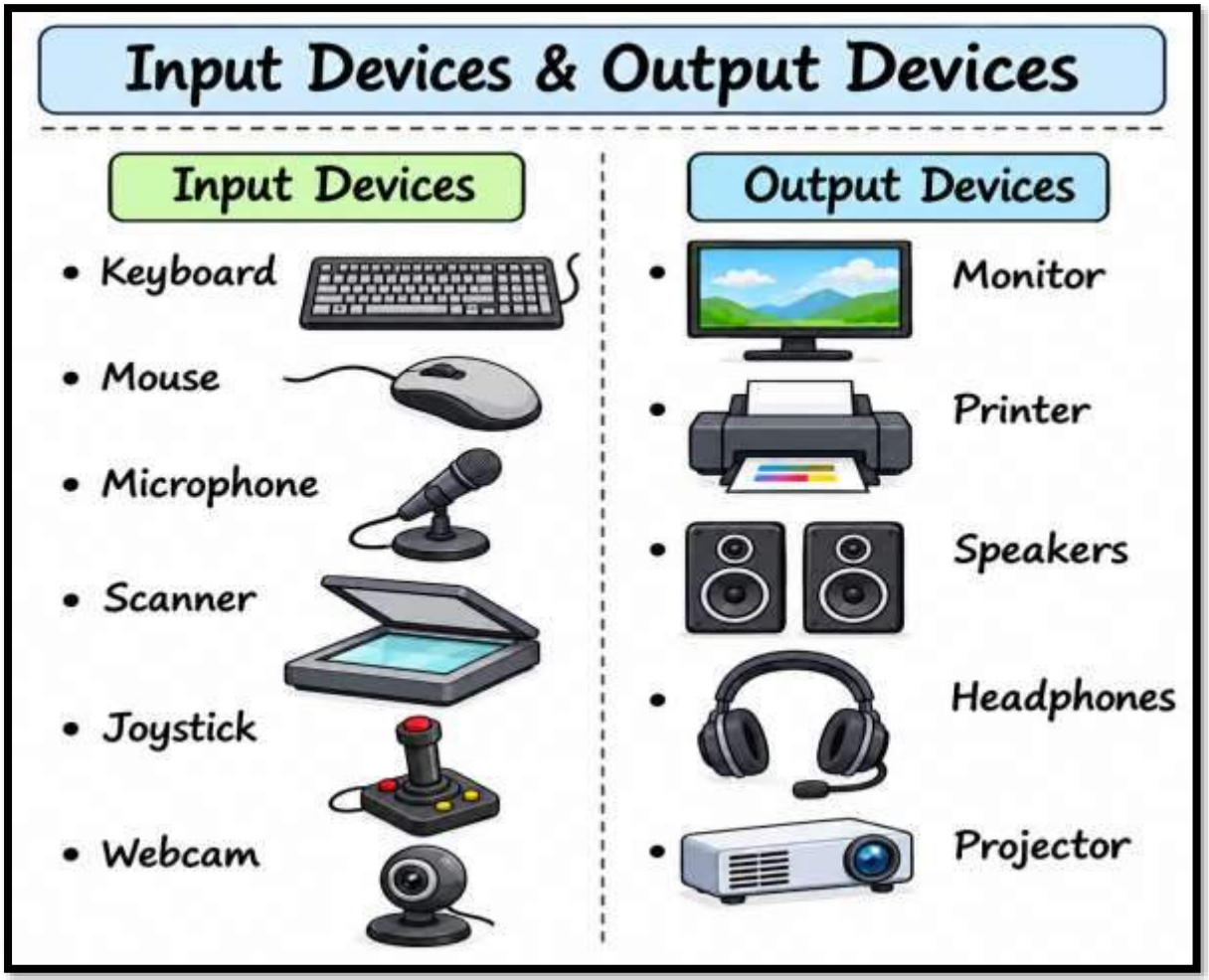

Storage Devices

Students were excited and curious while learning about different storage devices. They enjoyed exploring familiar devices such as hard disks, pen drives, memory cards, CDs, and DVDs and understanding how they are used to store and save information. Students were especially interested in learning how their photos, videos, documents, and other files can be stored and accessed whenever needed. Hands-on examples made the lesson interactive and enjoyable, and students enthusiastically shared their own experiences of using pen drives and memory cards. The activity helped them understand the importance of storing and protecting digital information in a simple and engaging way.

DIFFERENT STORAGE DEVICES

S.No.	STORAGE DEVICE	DRAWING	USE
1.	HDD		Data ko permanently store karne ke liye use hota hai.
2.	SSD		Fast storage hai, computer ko jaldi boot aur files jaldi open karta hai.
3.	Pen Drive		Files ko store aur ek device se dusre device me transfer karne ke liye use hota hai.
4.	Memory Card		Mobile, camera aur other devices me data store karne ke liye use hota hai.
5.	CD		Data, music ya software store karne ke liye optical disc use hoti hai.
6.	DVD		CD se zyada data store karne ke liye use hoti hai.
7.	Blu-ray Disc		High-quality video aur large data store karne ke liye use hoti hai.
8.	External HDD		Extra storage aur backup ke liye computer ke bahar connect karke use hota hai.

समाचार पत्र

हिंदी भाषा का विकास एक अलौकिक और सांस्कृतिक विकास है। हिंदी का उद्भव संस्कृत भाषा से है।

इसकी लिपि देवनागरी लिपि है। समय के साथ इस भाषा में बहुत सारे बदलाव आये और भिन्न-भिन्न

रचनाकारों ने अपने अथक प्रयासो से इस भाषा को और निखर,सुन्दर और प्रखर बनाने में योगदान

दिया है। भारतीय संविधान सभा ने 14 सितंबर 1949 को हिंदी को भारत की राजभाषा के रूप में स्वीकार किया।इसी उपलक्ष्य में हर साल 14 सितंबर को 'हिंदी दिवस' मनाया जाता है।

प्राथमिक शिक्षा में बच्चो को भाषा के आधार वर्णमाला का अध्ययन कराया गया है ,जिससे उनको एक मजबूत और स्पष्ट ज्ञान अर्जित हुआ है।

वर्णमाला की सहायता से बच्चो ने शब्द-रचना और मात्राओ के प्रयोग का सूक्ष्म अध्ययन किया है।

हम भारत की शान है –

इस कविता में बच्चों को फूल और भारत को बगिया बता कर संबोधित किया गया है ।बच्चों ने इस कविता को बहुत ही रूचि के साथ अध्धयन किया ।बच्चों ने अलग-अलग भारतीय चिन्हों का भी संवाद किया।

निष्कर्ष –

इस कविता ने बच्चों में अपने देश के प्रति गर्व तथा देश के महत्व को परिपूर्ण तरीके से बच्चों में पहुँचाया

है।

हंसी खो गई –

इस कहानी के माध्यम से बच्चो ने चुटकुला ,हंसी-मजाक के भाव का आभाष किया है। यह एक छोटे से बच्चे रोहन की कहनी है कि कैसे उसकी हंसी गुम हो जाती है और वह अपनी मासूमियत के साथ घर के हर कोने में ढूँढता है । जो कहानी का सबसे रोचक भाग है ।जब वह सुब जगह ढूंढ क्र थक जाता है तो उसे माँ की याद आती है और उसकी माँ ही उसे प्यार करती है जिससे उसकी हंसी वापस आ जाती है।

निष्कर्ष - यह कहानी एक बच्चे की मासूमियत को दर्शाती है ।जिसमे उसकी माँ ही उसकी समस्या का समाधन ढूंढती है।

चुहिया लाई मटर का दाना –

इस कहानी के माध्यम से बच्चों को परिश्रम का परिणाम दर्शाया गया है ।
जिसे बच्चों ने खूब रोमांचित होकर मनोरंजन किया ।

निष्कर्ष –

इस कहानी के माध्यम से बच्चो ने मेहनत के परिणाम को समझा ।इस कहानी का उद्धेश्य बच्चों में किसी परिणाम को पाने के पीछे किये जाने वाले अथक प्रयास की महत्ता को हमने बताया और उसको उन्होंने समझा ।





राखी का त्यौहार आया –

रक्षाबंधन भारत का एक प्यारा और पारंपरिक त्योहार है। इस दिन बहन अपने भाई की कलाई पर सुंदर राखी बाँधती है और भाई अपनी बहन की रक्षा करने का वचन देता है।

राखी केवल एक धागा नहीं है, बल्कि यह भाई-बहन के प्रेम, विश्वास और स्नेह का प्रतीक है।

निष्कर्ष –

रक्षाबंधन हमें सिखाता है कि परिवार के रिश्तों में प्रेम, सम्मान, सहयोग और विश्वास बहुत महत्वपूर्ण हैं।

बच्चो ने इस पर्व के उपलक्ष्य में एक बड़ी ही सुन्दर परियोजना बनाई ,जिसमें बच्चों ने घरेलु सामग्री से राखी की थाल सजाई और इस परियोजना में बहुत ही आंनद का अनुभव किया।




USE
SCIENCE


USE
SCIENCE





बुद्धि और साहस –

यह कहानी एक होनहार बच्चे रंगम की कहानी है कि कैसे उसने अपनी सूझ-बुझ और समझदारी से आने वाले तूफान से लोगो की जान बचाई ।वह एक अच्छा मित्र है ,एक जिम्मेदार पुत्र है और साथ ही शंख और सीपियो को इकट्ठा करने का शौकीन भी है ।

निष्कर्ष –

हमें मुश्किल समय में घबराना नहीं चाहिए। पहले समस्या को समझना चाहिए, फिर बुद्धि से उसका समाधान खोजना चाहिए और सही कार्य करने के लिए साहस दिखाना चाहिए।

"बुद्धि सही रास्ता दिखाती है और साहस उस रास्ते पर चलने की शक्ति देता है।"





सयानी चींटी –

यह कहानी बच्चों को बहुत पसंद आई क्यूंकि इस कहानी में एक छोटी सी रचना चींटी ने एक बहुत बड़ी सीख सिखलाई कि हमे अपनी काबिलियत और म्हणत के दम पर ही कुछ हासिल करना चाहिए मुफ्त की चीज तब तक ही साथ देंगी जब तक कोई दे रहा है ,यदि देने वाला बंद क्र देगा तो फिर हम असहाय हो जायेंगे ,इस लिए हमे निरंतर मेहनत करते रहना चाहिए।

निष्कर्ष –

यह कहानी बच्चो के बुद्धि का विकास,हँसी –मजाक और हाजिरजवाबी गुणों को विकसित करने में योगदान दिया।

बच्चो ने इस कहानी के माध्यम से खूब मनोरंजन किया और मेहनती होने का उदेश्य समझा।



















2 వ తరగతి

తెలుగు

మాతృభాష ఏదైనా అది తల్లి తో సమానం. మనం తల్లిని ఎంత గౌరవం ఇస్తామో, మన మాతృభాషని కూడా అంతే గౌరవించాలి. అది తెలుగు కావచ్చు, ఆంగ్లం కావచ్చు హింది కావచ్చు. ఎవరి భాష వారికి అది గొప్పది మనం తెలుగు భాష వారికి అది గొప్పది . మనం తెలుగు భాష తక్కువ అని అనుకోకూడదు.తెలుగు భాషకు చాలా చారిత్రత ఉంది.

షకు మూలమైన తెలుగు వర్ణమాలలో మొత్తం 56 అక్షరాలు ఉంటాయి. వీటిని మూడు భాగాలుగా

వర్ణమాల

తెలుగు భాషకు **వర్ణమాల** పునాది వంటిది. తెలుగు భా విభజించారు: **అచ్చులు** 16 **హల్లులు** 37 మరియు **ఉభయాక్షరాలు** (3).

అచ్చులు వేరే ఏ అక్షరం సహాయం లేకుండా స్వతంత్రంగా పలకడానికి ఉపయోగపడతాయి.పదాల

ఆరంభం: చాలా సరళమైన మరియు ముఖ్యమైన పదాలు అచ్చులతోనే మొదలవుతాయి.*ఉదాహరణ:*

అమ్మ, ఆవు, ఇల్లు, ఈగ, ఉడుత, ఎలుక

ఈ పాఠం ద్వార పిల్లల పొందే లాభాలు :

. తెలుగు చదవడంలో బేసిక్ పటిష్టం అవుతుంది.

. భాషా అభివృద్ధికి మొదటి మెట్టు.

. సంస్కృతి పాటశాలతో అనుబంధం ఏర్పడుతుంది.

. మాతృభాషపై అభిమానం ఏర్పడుతుంది.









సరళ పదాలు

సరళ పదాలు అంటే గుణింతాలు (తలకట్టు, దీర్ఘం, గుడి వంటివి) మరియు ఒత్తులు (క్క, చ్చ వంటివి) లేకుండా కేవలం అచ్చులు, హల్లులతో మాత్రమే ఏర్పడే పదాలు.

తెలుగు భాషను నేర్చుకునేటప్పుడు పిల్లలకి మొదటగా నేర్పించే ప్రాథమిక పదాలు ఇవే. వీటిని పలకడం మరియు రాయడం చాలా సులభం.

పిల్లలకు దీని వల్ల ఉపయోగం:

అక్షరాల గుర్తింపు: గుణింతాలు, ఒత్తులు లేని సరళమైన తెలుగు వర్ణమాల అక్షరాలను సులభంగా గుర్తుపడతారు.




OKSTAGRAM
BAD GUYS




STAGRAM


WE
ARE
SCIENTISTS!
WE

గుణింతాల పరిచయం

తెలుగులో హల్లులకు (క, ఖ, గ...) అచ్చుల (అ, ఆ, ఇ...) శబ్దాలను చేర్చడానికి ఉపయోగించే గుర్తులనే **గుణింతపు గుర్తులు** అంటారు. ఇవి లేకుండా తెలుగు పదాలను రాయడం, చదవడం కుదరదు.











వాన(ా)

పిల్లలు ఆటపాటలతో పాటు సృజనాత్మకంగా చదవడం, రాయడం నేర్చుకుంటారు.

'దీర్ఘం' గుర్తును గుర్తించడం: 'వాన' అనే పదంలో 'వ' కి దీర్ఘం ఇస్తే 'వా' అవుతుందని, అలాగే 'పడవ' వాన నీటిలో ప్రయాణిస్తుందని చెప్పడం ద్వారా.. వానకు, పడవకు ఉన్న సంబంధాన్ని పిల్లలు సులభంగా అర్థం చేసుకున్నారు.











Hindi Self Study.

Kairos
GLOBAL SCHOOL
For a World-Ready Future

Newsletter
2026-2027
Grade-3

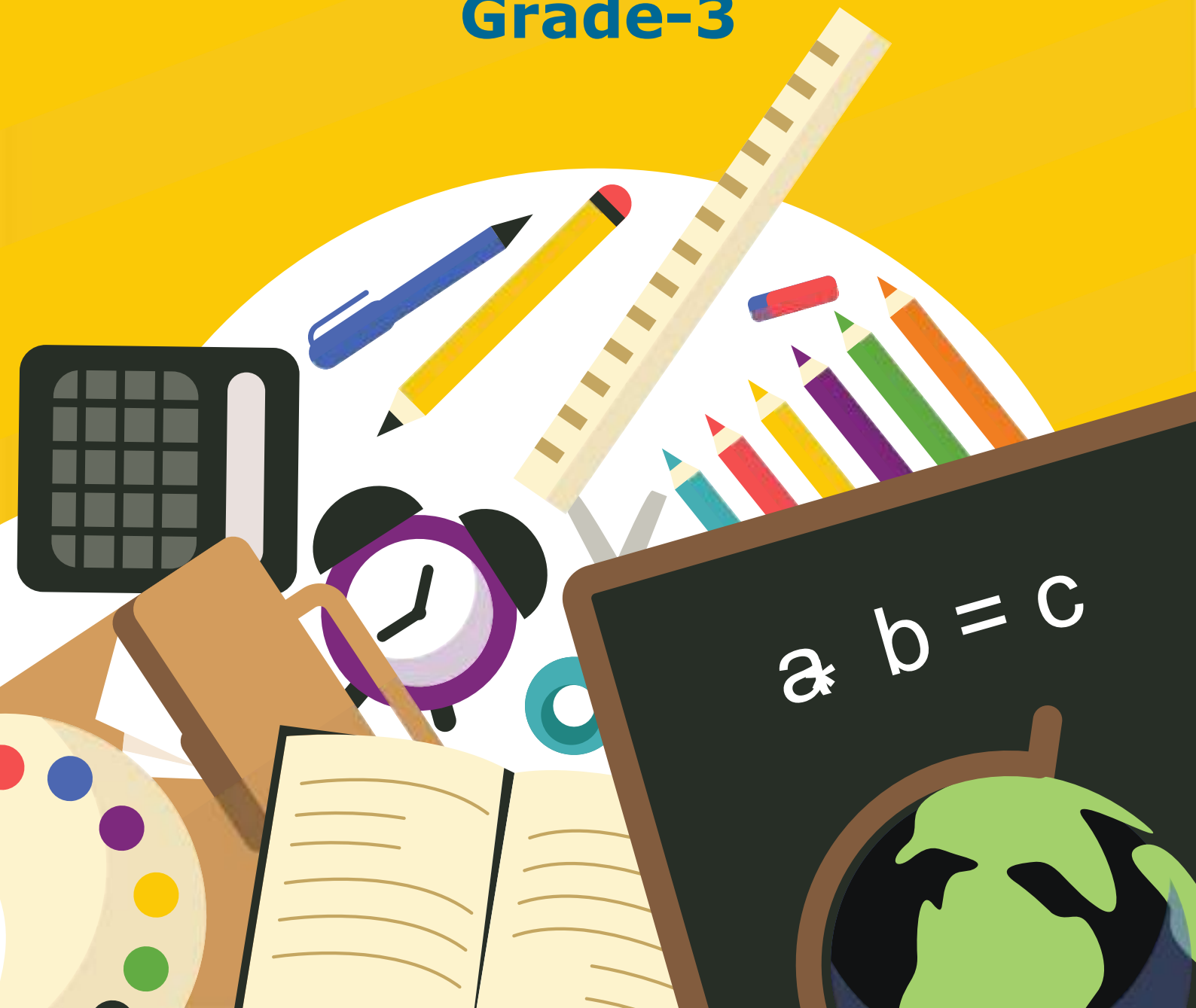

GRADE 3

ENGLISH

The English language holds a pivotal role in shaping the young minds as it opens the door to a wealth of knowledge and to explore the things.

Pop, Learn & Create!

Grade 3 students participated in an engaging and creative Pop-Up Card Activity that provided them with an opportunity to express their ideas through art and language. This hands-on activity encouraged students to combine their creativity, imagination, and English language skills while designing their own pop-up cards. The cutting, folding, pasting, and decorating involved in the activity also helped develop students' fine motor skills, concentration, and attention to detail. Students enthusiastically shared their creative ideas and took pride in presenting their completed cards. The colourful designs and interactive pop-up elements made the learning experience enjoyable and memorable. The activity successfully encouraged students to learn English through creativity, hands-on participation, and self-expression.






THINK
PARTY

The Sentence Factory Activity

Grade 3 students actively participated in the "Sentence Factory" activity, designed to enhance their sentence formation, vocabulary, and creative thinking skills. The teacher provided colourful chits containing individual words or different parts of a story. Students selected the chits, arranged the words or story elements in a logical sequence, and constructed meaningful sentences. The activity provided an interactive learning experience while reinforcing students' understanding of sentence structure, sequencing, and effective use of language.





Cracking The Verb Code

Grade 3 students participated in an engaging English Grammar activity focused on Regular and Irregular Verbs. As part of the activity, students identified and compiled a list of 10 regular verbs and 10 irregular verbs, along with their respective past tense forms.

The activity enabled students to recognize the distinction between regular verbs, which generally form their past tense by adding “-ed”, and irregular verbs, which undergo different changes in their forms. Through this hands-on learning experience, students strengthened their grammatical understanding, expanded their vocabulary, and developed greater accuracy in using verbs in sentences.

The activity also promoted independent learning, observation, and effective writing skills, making the learning of grammar purposeful, interactive, and meaningful.





Words of Love for My Land

With rhythm, rhyme, and creativity, Grade 3 students embarked on a joyful poetic journey through the Poem Recitation Activity on the theme “The Country Where I Live.” They expressed their thoughts and feelings about their homeland through creative verses filled with rhyming words.

The students beautifully described the culture, traditions, natural beauty, and unique features of their country while confidently presenting their poems. The activity nurtured their creativity, vocabulary, expression, pronunciation, and public-speaking skills. The activity encouraged students to express their love and pride for their country while enhancing their vocabulary, creativity, confidence, pronunciation, and public-speaking skills. Through their colourful verses, our young poets beautifully shared what makes their homeland special.






AT
MATH

MATHEMATICS

Mathematics is a dynamic and essential discipline that cultivates logical reasoning, critical thinking, analytical skills and effective problem-solving. It enables learners to develop a coherent understanding of numbers, operations, patterns, geometry, measurement and data, while encouraging them to recognise connections and apply concepts in meaningful contexts. Through inquiry, exploration and purposeful practice, students develop the ability to reason mathematically, interpret information, evaluate solutions and communicate their thinking with clarity and precision. Mathematics also fosters curiosity, perseverance, accuracy and a growth mindset, empowering learners to approach unfamiliar challenges with confidence and flexibility. By connecting conceptual knowledge with real-world applications, the subject strengthens numeracy and decision-making skills while laying a strong foundation for lifelong learning and future academic pursuits.

"My Creative Bookmark"

Our Grade 3 Champions brought together mathematics and creativity through an engaging bookmark-making activity. They showcased numbers with their place values and expanded forms on one side, while creatively decorating the other side with colourful designs and patterns. The activity made mathematical learning interactive, meaningful and enjoyable, while giving students an opportunity to express their creativity. The beautiful bookmarks reflected their learning, imagination and artistic skills.


MATH

2. “Many Paths to One Sum”

Our Creative Learners explored the concept of addition combinations through a creative balloon-themed activity. They represented a target number in different ways by combining numbers that result in the same sum. The colourful designs made the activity engaging and visually appealing. Through this hands-on experience, students strengthened their number sense, addition skills and flexible thinking. The activity encouraged them to discover that numbers can be formed in multiple ways while arriving at the same answer.




HOW TO ROCK AT
THINK LIKE A
INFORMATION

“A Deep Dive into Subtraction”

Our Young Mathematicians explored subtraction through a fun and imaginative “Subtraction Aquarium” activity. They solved multi-digit subtraction problems presented on colourful sea creatures. The activity made practice more interactive, engaging and enjoyable, while strengthening their accuracy and understanding of subtraction. It encouraged students to apply their computational skills carefully and confidently. The vibrant aquarium theme added a creative element to mathematical learning, making numbers come alive in an exciting underwater world.






ROCK
AT
MATH

MATH

ASK
QUESTION
GATHER
INFORMATION

GATHER
INFORMATION

HOW TO
ROCK
AT
MATH




SUBTRACTION AQUARIUM


"Exploring Geometry in 3D"

Our Young Explorers delved into the fascinating world of 3D shapes through an engaging learning activity. They identified solid shapes such as cubes, cuboids, spheres, cylinders and cones while exploring their faces, edges and vertices. Students also related these geometric forms to familiar objects in their surroundings. The activity encouraged observation, spatial awareness and mathematical thinking, making geometry interactive, meaningful and enjoyable.




ROCK AT MATH
LEARN
ASK QUESTIONS
THINK LIKE A
SCIENTIST
GATHER
HOW TO ROCK AT MATH
WE ARE

"Interpreting Data Through Tally Marks"

Students engaged in a classroom-based data handling exercise using a fruit-themed pictorial data set. They analysed the given information, recorded the corresponding tally marks and totals, and answered questions based on the data. The exercise strengthened their ability to organise, interpret and represent information accurately. It also developed essential skills such as observation, counting, comparison and logical reasoning. Through this structured practice, students gained greater confidence in reading and interpreting data systematically.



Fruits	Tally Marks	Total
Strawberry	||||	4
Mango	𝍸 |	6
Apple	𝍸 |	6

SCIENCE

Where curiosity begins, discovery never ends!

Science is all around us. Every question is a new adventure and every experiment is a chance to discover something amazing!

Through exciting hands-on activities, fun experiments, thoughtful observations and curious questions, in this term our Grade 3 children have explored, investigated and learned about the world around them.

Plant growth recipe

Just as children need healthy food, care and a good environment to grow, plants also need the right conditions for healthy growth. Grade 3 children conducted hands-on experiments to explore the importance of water, light and warmth. The experience encouraged them to observe, investigate, compare and draw conclusions like real scientists!









Particle pioneers

Our young scientists explored how particles are arranged in solids, liquids, and gases through a fun and interactive activity. The children arranged the particles to represent the three states of matter. This hands-on experience helped the children visualise the invisible world of particles and understand the concept more clearly.





Separating mixtures

Experiments play an important role in making science easy and meaningful. Grade 3 students explored how mixtures can be separated using various separation techniques. This engaging experience helped students understand the importance of choosing the appropriate method for separating mixtures.

(i) Particle Sorting Party

Grade 3 children used hand picking, sieving, and magnetic separation methods to understand how solid-solid mixtures are separated.





(ii) Melt-Down Madness

Some solids dissolve when they are mixed with a liquid. This means the solids break into pieces that are too small to be seen. Children learned the terms soluble and insoluble by performing activity.







(iii) Purity project

Students of Grade 3 created a layered filter as a part of their science experiment.





See-through science

By exploring and with their observation Grade 3 children found that shadows are formed when light is blocked by an opaque object. Transparent materials allow light to pass through and they do not make any shadows whereas translucent materials make lighter shadows.





SOCIAL SCIENCE

Social Science helps Grade 3 students understand the world around them. It teaches us about our community, history, geography, culture, people, and environment. Through Social Science, students learn about their responsibilities, respect different cultures, understand places and directions, and become aware of how people live and work together. It encourages children to observe, ask questions, think critically, and become responsible and caring citizens. Social Science makes learning meaningful by connecting classroom lessons with everyday life and the world we live in.

"Let's Find the Way: Cardinal Directions and Sub-Directions"





Our young learners became Direction Detectives as they explored the cardinal and sub-directions through a creative hands-on activity. Students brought ice-cream sticks, A4-size paper, glue and sketch pens to create their own direction models. They carefully arranged and glued the ice-cream sticks on the paper and marked the four cardinal directions — North, South, East and West. They also identified and marked the sub-directions — Northeast, Northwest, Southeast and Southwest. This engaging activity helped students understand how directions are connected and how they are used to locate places and describe positions. It made the concept easy to understand while developing their spatial awareness, observation, creativity and practical learning skills. Through this fun activity, students learned that knowing directions helps us find our way and understand the world around us.

“Celebrating the Pride of India –Our National Symbols”



Students explored the National Symbols of India through a creative and engaging chart-making activity. They collected pictures of different national symbols, such as the National Flag, National Emblem, National Animal, National Bird, National Flower, and National Fruit, and neatly pasted them on cardboard or chart paper.



Through this activity, students learned about the importance of our national symbols and how they represent the identity, heritage, unity, and pride of our country. The activity encouraged students to learn about India in an interesting and creative way.

"Discovering the Diverse Landforms of India"





COMPUTER

Computers are an important part of our daily lives and help us learn in fun and interesting ways. They help Grade3 students read, write, draw, calculate, search for information and create projects. Learning computers develops creativity, logical thinking, problem-solving and digital skills. Students can use educational games, presentations, animations, and simple coding activities to make learning more enjoyable. Computers also teach students how to use technology safely and responsibly. Learning computer skills at an early age prepares students for their future studies and helps them become confident digital learners.

HARDWARE AND SOFTWARE

Students enjoyed learning about hardware and software by identifying the different physical parts of a computer and understanding the programs that make them work. They were excited to explore devices such as the keyboard, mouse, monitor, CPU, and printer. Students enjoyed sorting different examples into hardware and software and were curious to learn how both works together.



Introduction to Windows

Students enjoyed learning Introduction to Windows by exploring the desktop, icons, taskbar, Start menu and different windows. They were excited to learn how to open, close, minimize, maximize, and switch between windows. Students actively participated in hands-on activities and enjoyed identifying different icons on the desktop. They were curious to discover how Windows helps us manage files, folders and applications. The practical activities made the lesson interesting, interactive and enjoyable and students gained confidence in using the computer independently.

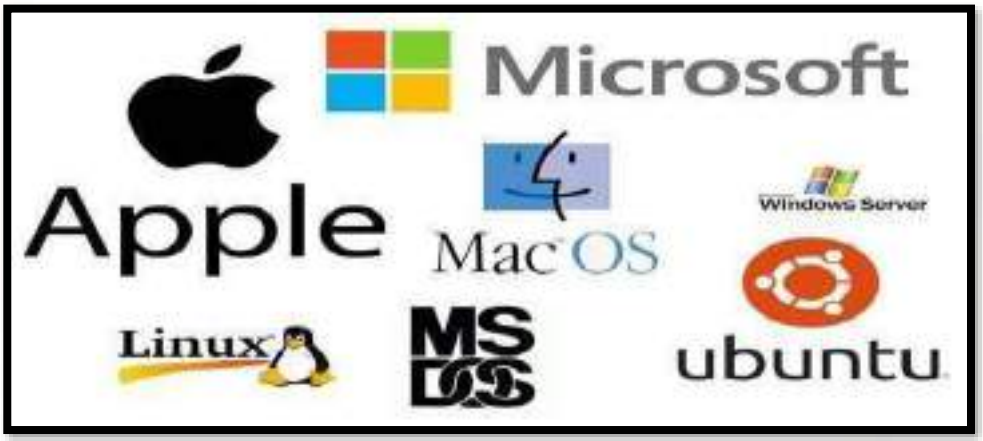

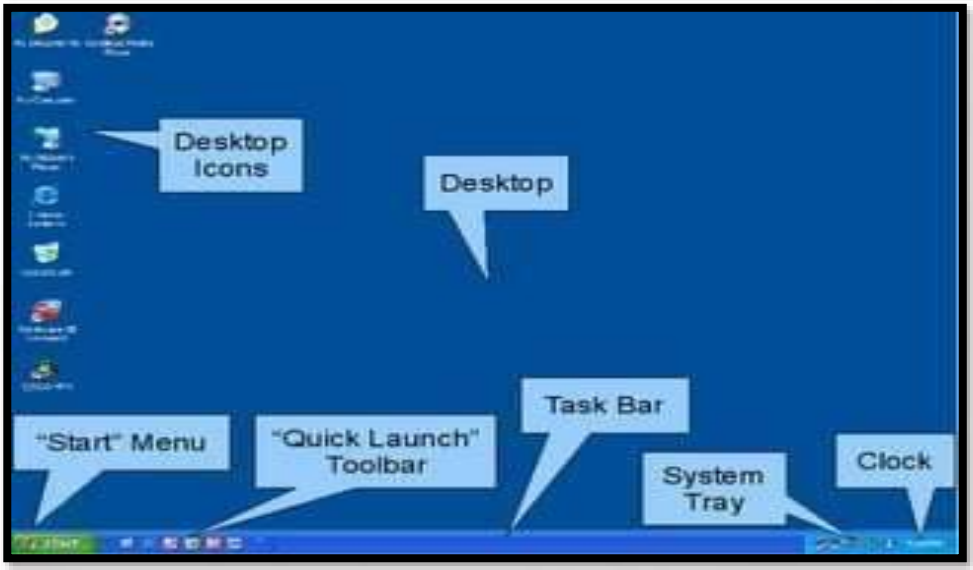

MODIFYING OBJECTS IN PAINT

Students enjoyed learning Modifying Objects in Paint by changing, resizing, rotating, moving, and flipping different objects. They were excited to experiment with various shapes, colours, and drawing tools to create their own designs. Students enjoyed selecting objects and trying different modifications to make their drawings more creative. The hands-on activities encouraged them to explore, experiment and express their creativity. They enthusiastically shared their drawings with classmates and enjoyed seeing how simple changes could transform their artwork.

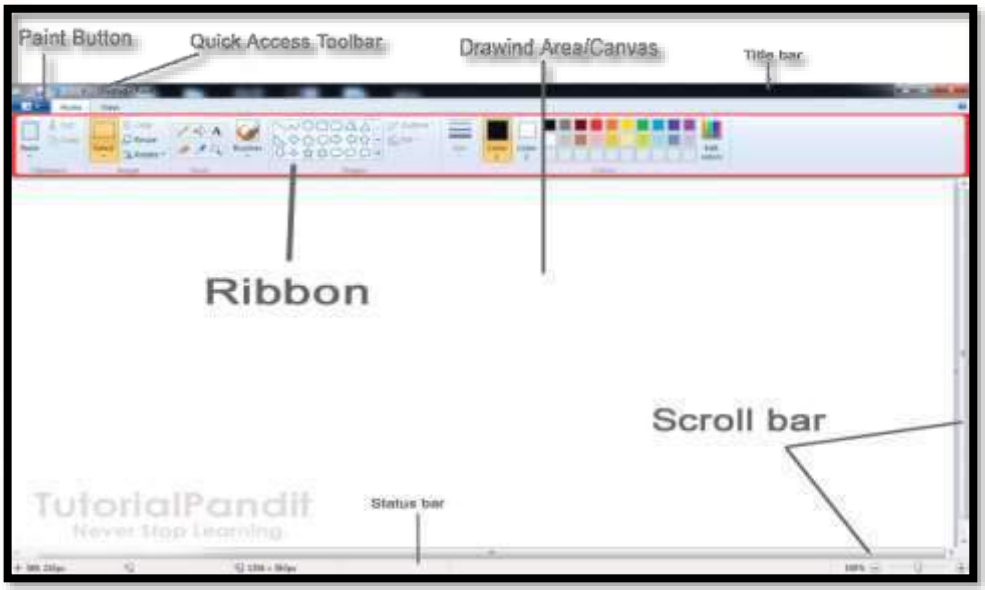

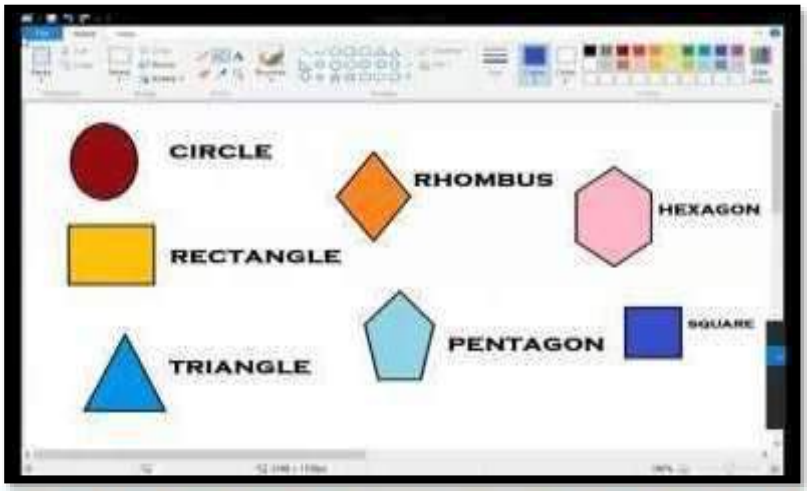

Introduction to Word

Students enjoyed learning Introduction to Word by exploring the different tools and features of Microsoft Word. They were excited to learn how to type, edit, select and format text in a document. Students enjoyed experimenting with different fonts, sizes, colours and text styles to make their work attractive. They enthusiastically created simple documents and enjoyed seeing their ideas appear neatly on the screen. The hands-on activities made the lesson fun, interactive and engaging, while helping students gain confidence in using Word.





Grade – 3

Hindi

समाचार पत्र

हिंदी सहज, प्रवाहमय और हृदय को छूलेनेवाली भाषा है। इसे सीखना और बोलना अपेक्षाकृत आसान है, इसलिए यह जन-जन की भाषा बनी।भारत जैसे विविधताओं वाले देश में हिंदी विभिन्न राज्यों और भाषाओं के लोगों को जोड़ने का काम करती है। यह आपसी समझ और भाईचारे को बढाती है।आज हिंदी केवल भारत तक सीमित नहीं है। विश्व के अनेक देशों में इसे बोला और पढाया जाता है, जिससे इसकी अंतरराष्ट्रीय महत्ता भी बढी ।हिंदी हमारी मातृभाषा ही नहीं, बल्कि हमारी आत्मिक अभिव्यक्ति है। इसकी रक्षा, सम्मान और प्रयोग करना हम सभी का दायित्व है। हिंदी जितनी समृद्ध है, उतनी ही गौरवशाली भी। हिंदी के माध्यम से हमें कबीर के दोहे , प्रेमचंद की कहानियाँ, निराला और महादेवी की कविताएँ जैसी अमूल्य धरोहर मिली है। यह भाषा हमारी सभ्यता का इतिहास अपने भीतर समेटे हुए है।







प्रकृति से हम बहुत कुछ सीख सकते हैं।प्रकृति की हर चीज़ हमें कुछ न कुछ सीखती हैं।धरती हमें धीरज धरना सीखती हैं,फूल मुस्कुराना सीखाता हैं व पंछी चहकना सीखते हैं। हैं।हर प्राणी को अपने जीवन में आज़ादी व स्वतंत्रता की जरूरत होती हैं किसी भी पक्षी को कैद करना बहुत बुरी बात हैं।पक्षियों का सृजन आसमान में उड़ने के लिए हुआ हैं।जो प्राणी जिस जगह के लिए बना हैं उसे उसी जगह रहना चाहिए उन्हें अनौपचारिक तरह से कैद करके रखना मानवता नहीं हैं।

बच्चे अपने माता पिता को अपना आदर्श मानते हैं वे उन्हीं की तरह बनना चाहते हैं जैसे ढोल अपने पिता की तरह बनना चाहता था परंतु उसके पिता नहीं चाहते थे कि,उनका बेटा उनकी तरह बने।हर माता - पिता अपने बच्चों को एक मुकाम पर देखना चाहते हैं यही उनका प्यार हैं।









वर्षा अपने आप में खुशी का अहसास करवाती हैं।वर्षा हमारे जीवन में बहुत महत्व रखती हैं उसी पानी से हर प्राणी की जरूरत पूरी होती हैं।पानी जीव जंतु,पेड़ - पौधे और मानव सभी के लिए जरूरी है। खत जिससे हम हमारी भावनाओं को दूसरों तक पहुंचाते है। इस पाठ में भी एक दादी अपनी पोती को खत लिखकर उसमें अपनी चिंता , प्रेम , सलाह और अपने सुझाव व्यक्त करती हैं। किसी भी प्राणी या जीव को परेशान करना ये एक अनैतिक कार्य हैं पाठ में भी सलिल में मानवता बिल्कुल नहीं थी वह जीवों को परेशान करता था और वो सोचता था कि,सभी जीव तुच्छ हैं वे कुछ काम नहीं करते परन्तु जब उसे इस बात का ज्ञान हुआ कि,हर जानवर व जीव की अपनी एक विशेषता हैं तब उसे अपनी गलती का अहसास हुआ।









छुट्टी का नाम आते ही हर कोई खुश हो जाता हैं वैसे ही इस पाठ में भी जब सूर्य समय पर नहीं आता तब बच्चे आपस में बात करते हैं कि,शायद आज सूर्य छुट्टी पर हैं।







जिस प्रकार व्यक्ति के जन्म का एक जीवन चक्र होता हैं वैसे ही पाठ में तितली के जीवन चक्र के बारे में बताया गया हैं।पहले चरण में वह अंडा देती हैं और कैसे चौथे चरण में वह पूर्ण तितली बन जाती हैं इस चक्र को छात्राओं ने जाना।




















తెలుగు

మాతృభాష ఏదైనా అది తల్లి తో సమానం. మనం తల్లిని ఎంత గౌరవం ఇస్తామో, మన మాతృభాషని కూడా అంతే గౌరవించాలి. అది తెలుగు కావచ్చు, ఆంగ్లం కావచ్చు హింది కావచ్చు. ఎవరి భాష వారికి అది గొప్పది మనం తెలుగు భాష వారికి అది గొప్పది . మనం తెలుగు భాష తక్కువ అని అనుకోకూడదు.తెలుగు భాషకు చాలా చారిత్రత ఉంది.

భాష సంస్కృతం నుండి ఆవిర్భవించింది. అందులో ఎందరో కవులు రచయితలు గ్రంథకర్తలు చాలా రచనలు చేశారు. పరభాషలను గౌరవించడమే తెలుగు భాష, తెలుగు వారి గొప్పదనం. అమెరికా తెలుగు వారింకా తెలుగుని గౌరవిస్తూ గౌరవిస్తున్నారంటే దానర్థం తెలుగు చాలా గొప్పదనేగా.

వర్ణమాల

తెలుగు భాషకు **వర్ణమాల** పునాది వంటిది. తెలుగు భాషకు మూలమైన తెలుగు వర్ణమాలలో మొత్తం 56 అక్షరాలు ఉంటాయి. వీటిని మూడు భాగాలుగా విభజించారు: **అచ్చులు** 16 **హల్లులు** 37 మరియు **ఉభయాక్షరాలు** (3).

ఈ పాఠం ద్వార పిల్లల పొందే లాభాలు :

. తెలుగు చదవడంలో బేసిక్ పటిష్టం అవుతుంది.

. భాషా అభివృద్ధికి మొదటి మెట్టు.

. సంస్కృతి పాటశాలతో అనుబంధం ఏర్పడుతుంది.

. మాతృభాషపై అభిమానం ఏర్పడుతుంది.





సరళ పదాలు

సరళ పదాలు అంటే గుణింతాలు (తలకట్టు, దీర్ఘం, గుడి వంటివి) మరియు ఒత్తులు (క్క, చ్చ వంటివి) లేకుండా కేవలం అచ్చులు, హల్లులతో మాత్రమే ఏర్పడే పదాలు.

తెలుగు భాషను నేర్చుకునేటప్పుడు పిల్లలకి మొదటగా నేర్పించే ప్రాథమిక పదాలు ఇవే. వీటిని పలకడం మరియు రాయడం చాలా సులభం.



గుణింతపు గుర్తులు

తెలుగులో హల్లులకు (క, ఖ, గ...) అచ్చుల (అ, ఆ, ఇ...) శబ్దాలను చేర్చడానికి ఉపయోగించే గుర్తులనే **గుణింతపు గుర్తులు** అంటారు. ఇవి లేకుండా తెలుగు పదాలను రాయడం, చదవడం కుదరదు.











గుణింత పదాలు

గుణింత పదాలు అనేవి తెలుగు భాషా నేర్చుకోవడంలో చాలా కీలకమైన భాగం. విద్యార్థులు సులభంగా, స్పష్టంగా చదవడానికి రాయడానికి ఉపయోగపడుతుంది. ఒక హల్లుకు గుణింతపు గుర్తు చేరినప్పుడు ఆ అక్షరం రూపం ఎలా మారుతుందో విద్యార్థులు కళ్ళతో చూసి సులభంగా గుర్తిస్తారు.

ఉచ్చారణ: అక్షరాలను కలిపి చదివేటప్పుడు వచ్చే శబ్దాన్ని పలకడం ద్వారా స్పష్టమైన ఉచ్చారణ నేర్చుకుంటారు.



పిల్లలకు దీని వల్ల ఉపయోగం

- స్పష్టమైన ఉచ్చారణ: అక్షరాన్ని ఎక్కడ తక్కువగా పలకాలి (కి), ఎక్కడ దీర్ఘం తీయాలో (కీ) తెలుస్తుంది.
- సొంతంగా రాయడం: బడి, తోట, సీత వంటి పదాలను తప్పులు లేకుండా రాయగలుగుతారు.

ముగ్గులు _ (గ్గ)

మన సంస్కృతిలో భాగమైన 'ముగ్గులు' అనే అందమైన నేపథ్యం ద్వారా పిల్లలకు ఈ అక్షరాన్ని నేర్పిస్తారు. ముగ్గులు వేయడం, చుక్కలు కలపడం వంటి ఆసక్తికరమైన విషయాలతో పాటు 'గ్గ' వత్తు వచ్చే పదాలను నేర్చుకుంటారు.







.

పిచ్చుక-(చ్చ)

పిల్లలకు 'చ' అక్షరాన్ని, దానికి 'చ' వత్తు (చ్చ) చేరినప్పుడు వచ్చే ద్విత్వాక్షర ధ్వనిని పరిచయం చేస్తాము. పిల్లలకు దీని వల్ల ఉపయోగం భాషపై పట్టు, ఆసక్తికరమైన అభ్యాసం, జ్ఞాపకశక్తి పెరుగుతుంది, సృజనాత్మకత పెరుగుతాయి.











Kairos
GLOBAL SCHOOL
For a World-Ready Future

Newsletter
2026-2027
Grade-4

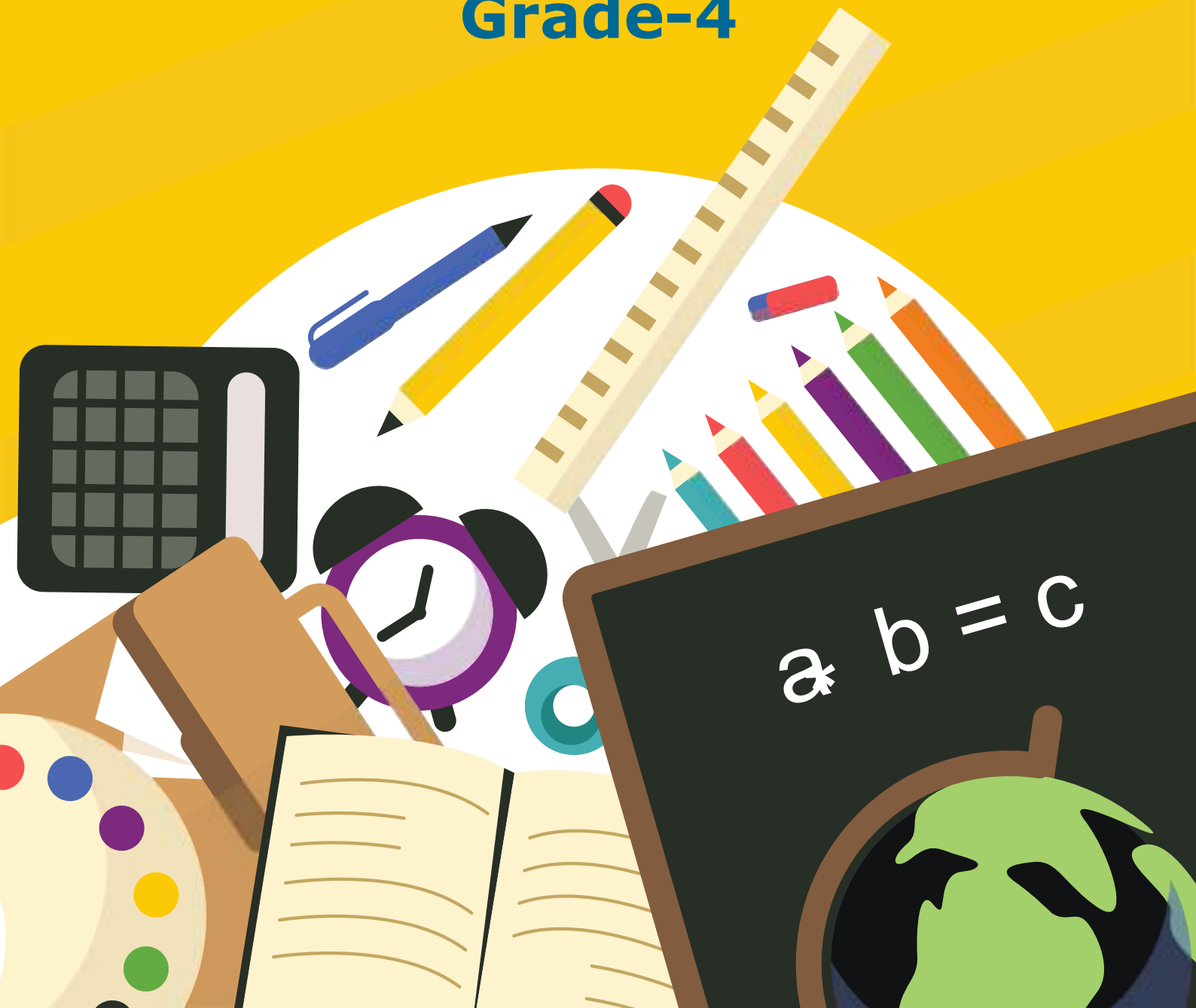

GRADE 4

ENGLISH

"Every child is a different kind of flower, and all together, they make this world a beautiful garden."

We are delighted to share with you the wonderful learning journey our Grade 4 learners have embarked upon this term. Learning is more than discovering facts from textbooks it is about asking questions, exploring ideas, expressing creativity, and developing the confidence to think independently.

Through stories, poems, projects, creative activities, and thoughtful reflections, our young learners have discovered that every idea has a voice, and every experience has something to teach us.

As they read, write, imagine, investigate, and create, they continue to grow into curious thinkers, confident communicators, responsible learners, and creative problem solvers.

"The beautiful thing about learning is that no one can take it away from you."
This e-magazine is a celebration of their voices, talents, achievements, and imagination. Each page reflects the joy of learning and the unique spark that makes every child special.

Read. Imagine. Create. Discover.

Bringing Grammar to Life

Students participated in an interactive learning activity designed to master prepositions of place such as on, under, next to, behind, and in front of by combining language arts with visual creativity.

The activity began with an onscreen prompt showcasing a house and a vibrant garden. Equipped with A4 sheets and drawing materials, students recreated the scene while adding their own imaginative details'

The real magic happened next

Instead of just writing a standard list of sentences, students had to carefully analyze their drawings and construct sentences that accurately described the spatial relationships within their artwork using prepositions.

This hands-on approach allowed students to visually anchor abstract grammatical concepts. By drawing a bird on the roof, a dog next to the door, or flowers in front of the fence, they developed a deeper, more intuitive understanding of how prepositions operate in daily communication.

The activity beautifully demonstrated that when language meets art, learning becomes both memorable and meaningful.


Drawing









The Literary Showcase Layout

"After nourishing themselves on a book, a child should have the opportunity to live it, to recreate it through their own hands, and to map the geography of their own wonder."

Where Imagination Meets the Page:

Books have the extraordinary power to transport us to entirely different worlds, introduce us to unforgettable characters, and teach us lessons that stay with us for a lifetime. Our students are not just reading these stories they are becoming the architects of them.

Students dived deep into the mechanics of narrative structure by designing a comprehensive Story Map based on their absolute favorite book.

By mapping out the introduction, rising action, climax, and resolution, they learnt how authors construct the magic we feel when we turn each page. But a great story isn't just felt through words; it is visualized.

To bridge the gap between literature and visual arts, students were tasked with selecting one pivotal, favorite scene from their chosen book and bringing it to life.




THINK
HOW TO
ROCK
LISTEN & LEARN









Collector's Cards: Little Cards, Big Discoveries!

"A curious mind is always ready to discover something new."

A Collector's Card is a small window into a big world of knowledge. Packed with interesting facts, colourful artwork, and useful information, each card helps young learners explore fascinating topics such as nature, history, culture, famous personalities, and inventions.

For our students, creating Collector's Cards was an exciting journey of research and discovery. Students explored different topics, selected important information, organised their ideas, and transformed large amounts of knowledge into short, clear, and engaging summaries.

"Learning is an adventure, and every new discovery adds colour to our world."

The activity also encouraged students to become young authors, researchers, illustrators, and designers. Through writing, drawing, and designing, they developed creativity, communication, vocabulary, research, and presentation skills while expressing their ideas in their own unique ways.

Together, these cards became a vibrant collection of knowledge and imagination. Each card reflects a learner's curiosity and creativity, reminding us that even the smallest creation can hold a wonderful story and inspire a bigger discovery.

Explore, Discover, Create and Share.



The Symphony of Colour

"Colour is the keyboard, the eyes are the harmonies, the soul is the piano with many strings."— Wassily Kandinsky

The hallways of our imagination were illuminated as our students embarked on a vibrant interdisciplinary journey. Tasked with exploring the profound connection between visual aesthetics and the spoken word, our young scholars designed spectacular, colourful wall hangings accompanied by original, self-penned poetry dedicated to their favourite hues.

Where Fabric Meets Freedom

Armed with an assortment of textured wool, delicate ribbons, bold sketches, and radiant crayons, the children transformed simple A4 canvases into deeply personal masterpieces. Each piece served as a visual window into the student's personality.

The Voice of Young Poets

But the artistry did not stop at the visual border. As the legendary poet Maya Angelou once beautifully noted, "You can't use up creativity. The more you use, the more you have."

True to these words, our students tapped into a wellspring of literary expression, composing rhyming verses and descriptive stanzas that explored what color feels, tastes, and sounds like.

From the tranquil whispers of ocean blues to the energetic dance of sunrise oranges, the resulting exhibition proved that our fourth graders are not just students they are burgeoning artists and profound thinkers.







MATHEMATICS

Adventures in Grade 4

"Mathematics is not about numbers, equations, computations, or algorithms: it is about understanding."– William Paul Thurston

Numbers, puzzles, shapes and graphs—what a thrilling ride Term 1 has been! Our Grade 4 mathematicians didn't just learn math; they lived it. From cracking the code of multi-digit numbers to spotting angles in everyday life, they embraced challenges with curiosity, grit and joy. Each lesson became an adventure and every skill mastered added to their growing confidence as problem solvers.

Mastering Numbers

We began the term by stretching number sense far beyond four digits. Students gained confidence in handling large quantities by:

Students expanded their understanding of place value and practical numeracy. They mastered the distinction between place and face value, read and compared large numbers in both the Indian and International systems and learned rounding off for real-world estimation. Connecting math to history, learners also decoded Roman numerals to build well-rounded mathematical intuition.

Activity Spotlight: Math City

Students brought number concepts to life by constructing a vibrant Math City! In this hands-on cityscape, each skyscraper floor represented a place value, building walls displayed number names and tower clocks featured ancient Roman numerals. By turning abstract concepts into a creative 3D environment, students explored and celebrated math in an engaging, unforgettable way.









Building Computational Fluency and Strategic Thinking

Learners strengthened their numerical fluency, logical thinking, and perseverance through hands-on math challenges. Learners mastered multi-digit addition, subtraction and multiplication, tackled missing-digit logic puzzles and applied BODMAS to multi-step expressions. By combining estimation with real-world problem-solving, students built strong numerical intuition and precision.

Activity: Creative Word Problems

Students elevated their addition skills by framing their own multi-digit word problems based on everyday scenarios like shopping and school adventures. By stepping into the role of problem-creators, learners blended creativity with logical thinking, discovering the joy of owning their mathematical learning.













Activity : Great Subtraction Challenge

Students took on the Great Subtraction Challenge by collecting fun facts about the biggest and smallest in different categories. They then calculated the difference between the two, turning subtraction into a real-world exploration. This activity sharpened their comparison skills and showed how math helps us understand the world around us.





















Geometry in Action

Math extended beyond numbers into the world of shapes and space. Students learned to Identify lines, rays and segments in their environment and classify acute, right and obtuse angles in everyday objects.

This exploration helped them see geometry as a living subject, woven into the patterns of daily life.

Data Handling & Graphs

In our Data Detective unit, our Grade 4 learners discovered how to truly make sense of data! Students gathered and organized real-world information, constructed clear vertical and horizontal bar graphs and analysed visual trends to draw meaningful conclusions—transforming raw numbers into clear, actionable insights that help us understand the world around us.

Through these activities, they realized that numbers tell stories when represented visually.

Activity: Bag Bar Graphs

Students turned everyday items into data by surveying what was inside their school bags. They counted pencils, books, and notebooks, then represented the results in colourful bar graphs. This hands-on activity helped them practice data collection, visualization and interpretation—making math both practical and fun!





















ENVIRONMENTAL SCIENCE

Project Genesis – The Foundation Framework

Project Genesis focuses on creating the initial skeleton and structure of a project before moving into detailed development. The main goal is to establish a clean, organized, and scalable foundation that makes future implementation easier and more efficient.

The project skeleton includes setting up the basic folder structure, creating essential files and modules, configuring the development environment, and defining the initial flow of the application. This foundation helps maintain consistency, improves collaboration, and provides a clear roadmap for adding features later.

By completing the project skeleton first, the development process becomes more systematic, reducing confusion and making it easier to test, modify, and expand the project as it grows.

A structured and scalable project foundation was created, providing a clear starting point for the next stages of development.













Muscle Movers – Let's Make a Working Muscle!

The children explored how muscles work to help our body move through a fun hands-on model-making activity. They used simple materials such as paper, straws, string, and tape to create a model of an arm with a working muscle.

By pulling the string, they observed how the model's arm moved, helping them understand that muscles contract and relax to move our bones.

The children actively participated in making their own models and enjoyed experimenting with the movement.

They had lots of fun pulling the strings, moving their model arms, and showing their working muscles to their classmates. The activity encouraged curiosity, creativity, teamwork, and learning through play. By the end of the activity, the children could explain in a simple way that muscles work together with bones to help us move.













The Germ Chase – Stop the Spread!

The children participated in an engaging role-play activity to understand how infectious diseases can spread from one person to another. Some children acted as germs, while others played the roles of people who could spread or prevent the germs through actions such as coughing, sneezing, touching, and sharing objects.

Through the role play, the children observed how quickly germs can move from one person to another. They also demonstrated simple ways to prevent the spread of infectious diseases, such as washing hands regularly, covering the mouth and nose while coughing or sneezing, keeping a safe distance when someone is unwell, and maintaining good hygiene.

The children had great fun taking on different roles and acting out the situations. They enjoyed being “germs” and watching how the germs travelled through the group. The activity made the concept lively, memorable, and easy to understand, while encouraging teamwork, confidence, and active participation.









Eco Link – The Circle of Life

The Eco Link project demonstrates how energy and nutrients are transferred from one organism to another in an ecosystem through a food chain.

It explains the important roles played by producers, consumers, and decomposers and shows how every organism is connected for the balance of nature.

The project begins with producers, such as green plants, which make their own food using sunlight.

Primary consumers eat the plants, followed by secondary and tertiary consumers that feed on other animals. Finally, decomposers break down dead organisms and return nutrients to the environment.

This project helps us understand the flow of energy between different organisms and highlights the importance of maintaining a healthy and balanced ecosystem also provides a clear and visual understanding of how organisms depend on one another for energy and survival, showing that every part of an ecosystem has an important role.






WE ARE DIGITAL AGE LEARNERS





SOCIAL SCIENCE

Where Learning Meets the World

Step beyond the classroom and discover a world of stories, cultures, landscapes and people! Social Science brings the world closer to our learners, inspiring them to explore history, geography, communities, cultures and our environment. Through creative activities and experiential learning, students observe, question, connect and understand the world around them. Every lesson becomes an exploration. Every discovery becomes a story.

A GLIMPSE INTO THE HIMALAYAS

Discovering the Three Majestic Ranges-Grade 4 students explored the three main Himalayan ranges—Himadri, Himachal and Shiwaliks—through a creative A4 picture-pasting activity. They identified the unique features of each range while turning geographical learning into a colourful and engaging experience. The activity sparked curiosity, creativity and a deeper appreciation of the magnificent Himalayas.









INDIA IN COLOURS

A Creative Journey Through Our Physical Features

Grade 4 students explored the Physical Features of India through a colourful hands-on activity. Using creative materials, they represented the Himalayas, Northern Plains, Great Indian Desert, Peninsular Plateau, Coastal Plains and Islands on A4 sheets. This engaging activity enhanced their geographical understanding, creativity, teamwork and presentation skills.

LEARNING BEYOND TEXTBOOKS

Students discovered the diverse landscapes of India through a creative and engaging activity, turning geography into a colourful learning experience.







WHEN HISTORY CAME ALIVE

A Hands-On Journey into Cuneiform Writing -Grade 4 students travelled back in time to explore Cuneiform, one of the earliest writing systems of ancient Mesopotamia. With soft clay and pointed tools, they created wedge-shaped symbols just like ancient scribes.

The activity turned history into a hands-on and memorable experience, allowing students to understand how early civilisations recorded and communicated information. Their excitement and creativity made the classroom feel like an ancient writing workshop!

Clay in their hands, history in their minds — our young learners became scribes for a day!










COMPUTER

Computers are useful electronic devices that help us perform many tasks easily and quickly. They make learning interesting because we can use the internet to search for information, watch educational videos, and take part in interactive learning activities.

Memory and storage

Students understood the basic concepts of memory and storage in a computer. They were able to explain the difference between memory and storage, understand the purpose of RAM, and identify common storage devices such as hard disks, SSDs, pen drives, and memory cards.

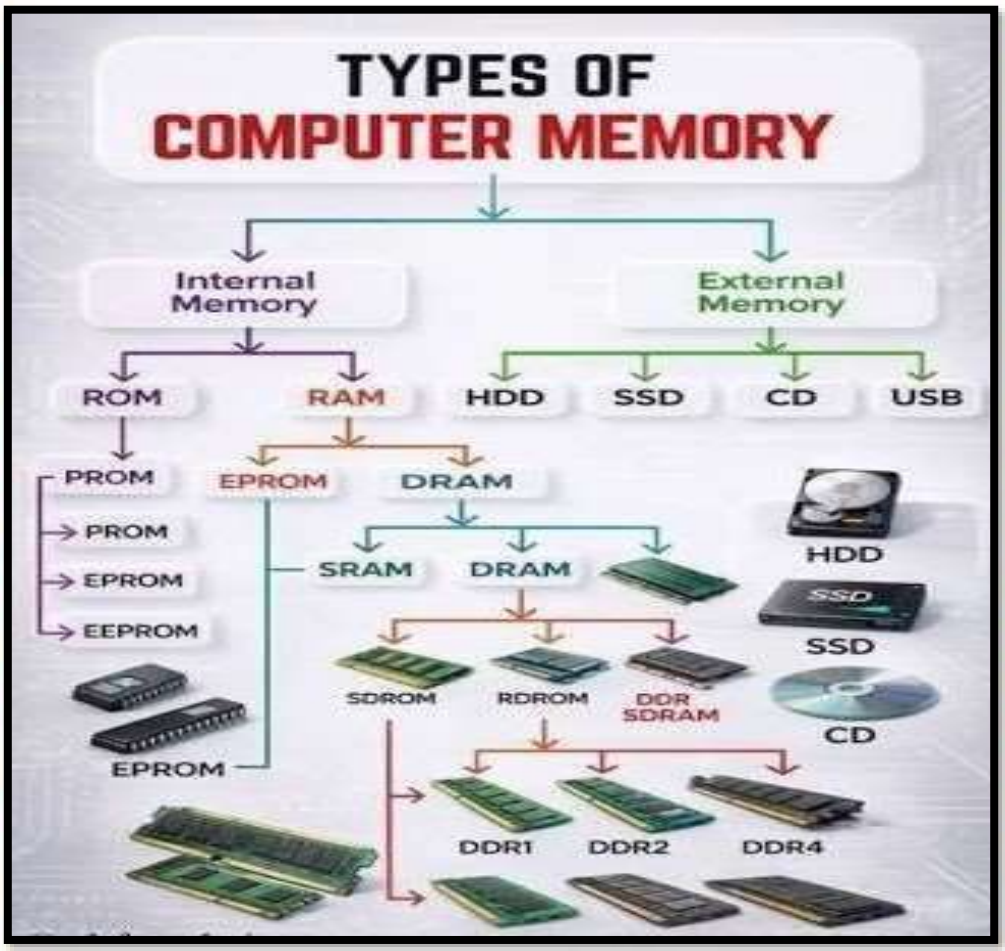

Understanding windows 10

Students understood the basic features of Windows 10 and its importance as an operating system. They were able to identify parts of the Windows 10 desktop, such as the Start button, taskbar, icons, and notification area. Students learned how to open and close applications, create and manage files and folders, and use basic settings. They also developed confidence in using Windows 10 to perform simple computer tasks independently.

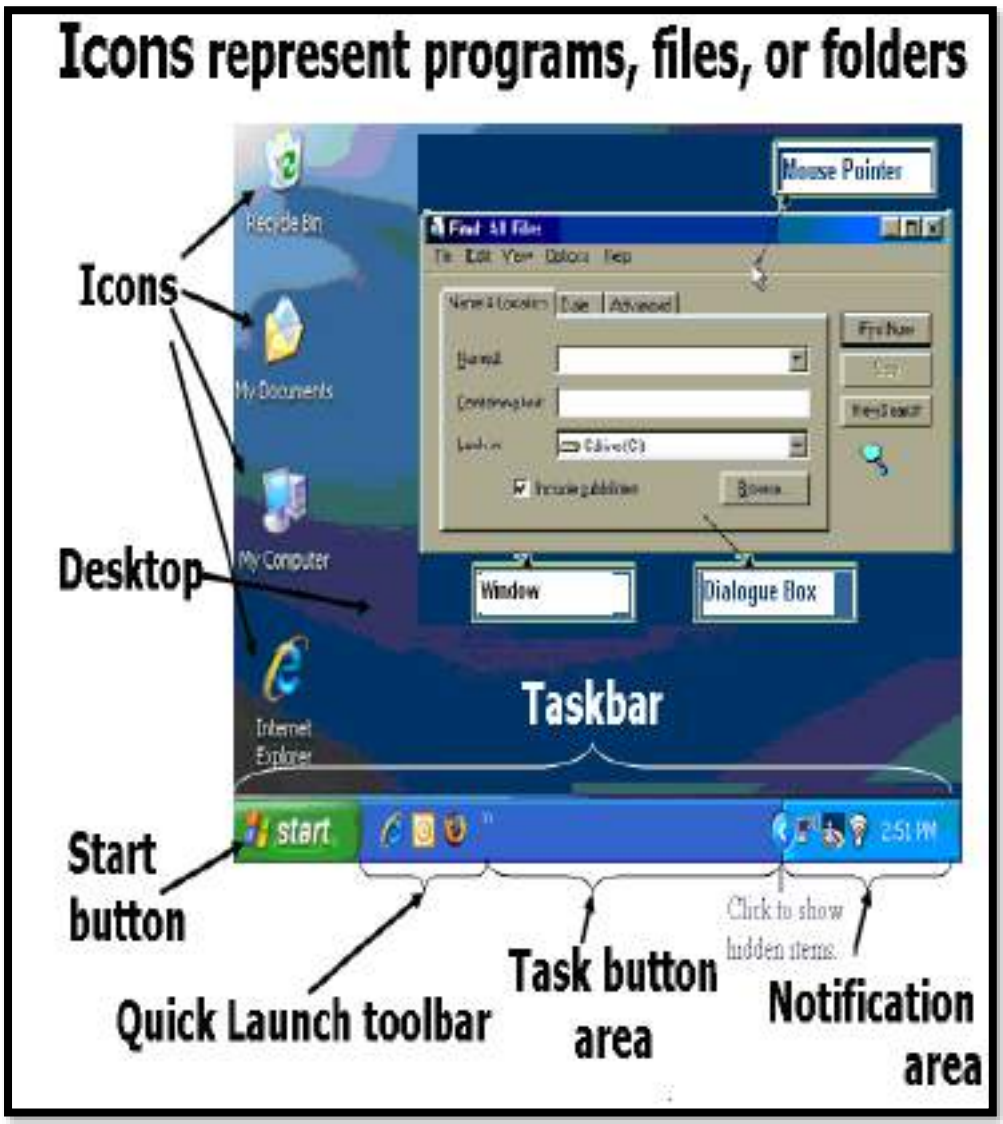

Students understood the purpose and importance of the taskbar in Windows 10. They were able to identify the main components of the taskbar, such as the Start button, Search box, Task View, pinned applications, notification area, network, volume, and date and time. Students learned how to open applications from the taskbar, switch between open windows, and access important settings and notifications.

They also understood how the taskbar helped them navigate the computer easily and manage their work efficiently.

Introduction to the internet

Students understood the basic concept of the Internet and its importance in everyday life. They were able to explain how the Internet helped people find information, communicate, learn, and share ideas. Students identified common Internet terms such as websites, web browsers, search engines, and links. They also learned how to use the Internet safely and responsibly while developing confidence in accessing useful information online.



Formatting in word

Students understood the importance of formatting in Microsoft Word and learned how formatting could make a document clear, neat, and attractive. They were able to change the font type, size, and colour of text and apply formatting features such as bold, italic, and underline. Students learned to align text to the left, right, centre, and justify it according to the requirements of the document. They also learned how to highlight important information, change the appearance of headings, and maintain proper spacing between words and lines. Students practised using different formatting tools to prepare well-organised documents and developed confidence in creating and editing their work independently.



Grade – 4

Hindi

समाचार पत्र

हिंदी सहज, प्रवाहमय और हृदय को छूलेनेवाली भाषा है। इसे सीखना और बोलना अपेक्षाकृत आसान है, इसलिए यह जन-जन की भाषा बनी।भारत जैसे विविधताओं वाले देश में हिंदी विभिन्न राज्यों और भाषाओं के लोगों को जोड़ने का काम करती है। यह आपसी समझ और भाईचारे को बढाती है।आज हिंदी केवल भारत तक सीमित नहीं है। विश्व के अनेक देशों में इसे बोला और पढाया जाता है, जिससे इसकी अंतरराष्ट्रीय महत्ता भी बढी ।हिंदी हमारी मातृभाषा ही नहीं, बल्कि हमारी आत्मिक अभिव्यक्ति है। इसकी रक्षा, सम्मान और प्रयोग करना हम सभी का दायित्व है। हिंदी जितनी समृद्ध है, उतनी ही गौरवशाली भी। हिंदी के माध्यम से हमें कबीर के दोहे , प्रेमचंद की कहानियाँ, निराला और महादेवी की कविताएँ जैसी अमूल्य धरोहर मिली है। यह भाषा हमारी सभ्यता का इतिहास अपने भीतर समेटे हुए है।







प्रकृति में कई ऐसी चीजें हैं जो हमें कई तरह से लाभ पहुँचाती हैं।सूर्य हमारे लिए महत्वपूर्ण कार्य करता हैं सूर्य की किरणें मानव जाति,पेड़ - पौधों व जीव जंतुओं के लिए भी आवश्यक हैं।हमारा भारत देश महानता का देश हैं वैसे ही ऐसे कई महान लोग थे जिन्होंने हमारे देश की उन्नति में महत्वपूर्ण योगदान दिया हैं जिन्हें हम मिल्क मैन,माउंटेन मैन,वाटर मैन,मेट्रो मैन के नाम से जानते हैं।व्यक्ति का काम ही उसकी पहचान बनती हैं जैसे नेपोलियन जब छोटा था तब से उसमें दया भाव था इसलिए उसने आगे चलकर फ्रांस का नेतृत्व किया था। जिस तरह कलाम जी ने विज्ञान में देश को आगे बढ़ाया वैसे ही किसान हमारे देश के अन्नदाता हैं उनके बिना देश को अन्न नहीं मिल पाता। वह दिन,रात,सर्दी,गरमी,बारिश हर मौसम में काम करता रहता हैं। बच्चे अपने आप में ईश्वर का दिया वरदान होते हैं उनकी मासूमियत हर व्यक्ति का मन मोह लेती हैं बच्चों के द्वारा की गई चित्रकला और बच्चों के द्वारा बनाई गई कोई भी वस्तु बहुत अच्छी लगने लगती हैं

।












महान भारतीय

माँ ईश्वर का दिया गया सबसे सर्वश्रेष्ठ सृजन हैं माँ चाहे कोई भी हो लेकिन माँ ममता वही रहती है जैसे एक हथिनी माँ ने इंसान के बच्चे को बाघ से बचाया और एक माँ में हाथी के बच्चे को गड्ढे से निकाला ।दोनों माताओं के मन में ममता वही थी।





गौरैया ,मोर व कई ऐसे पक्षी हैं जो विलुप्त होते जा रहे हैं परंतु ऐसे आधुनिक युग में अगर कोई ऐसा पक्षी दिख जाए तो हर व्यक्ति खुश हो जाएगा वैसे ही कविता में कवि को गौरैया से इतना प्रेम था कि वो उसके लिए दाना पानी रखता था।

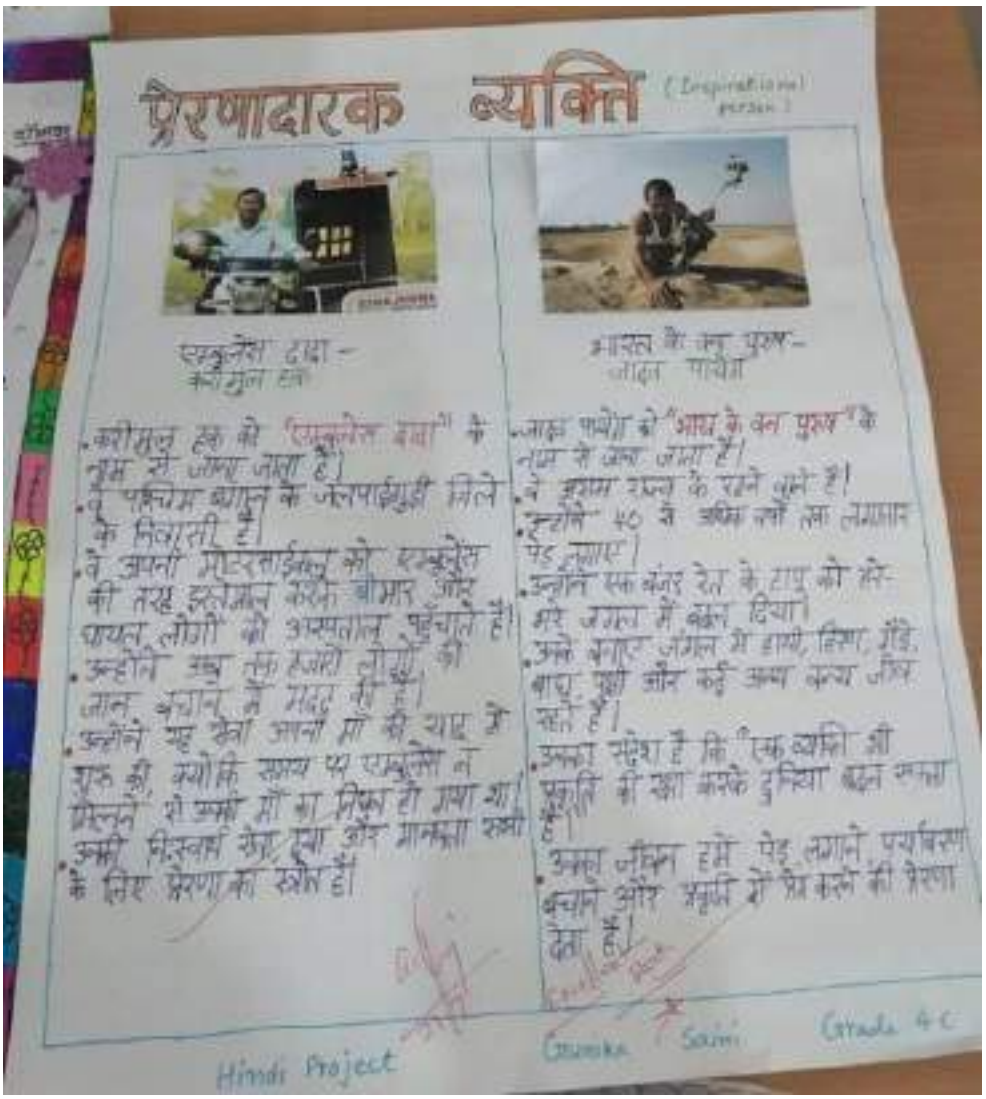

एक वक़्त ऐसा था जब चाँद और सूरज की दूरी का अंदाज़ा लगाना मुश्किल था परंतु आज हम चांद पर जा सकते हैं ।पाठ से बच्चों ने जाना कि , चाँद पर व्यक्ति क्यों नहीं रह सकता क्योंकि वह गुरुत्वाकर्षण नहीं हैं। चाँद पर कई सारे गड्ढे हैं और सूर्य अपना उजाला चांद को देकर जाता हैं और बच्चों ने जाना कि असंभव कार्य को भी हमने संभव कर दिया।नील आर्मस्ट्रांग चाँद पर जाने वाला पहला व्यक्ति था।


प्रेरणादायक व्यक्ति






महान भारतीय व्यक्तित्व

నాలుగవ తరగతి న్యూస్ లెటర్

వర్షాకాలంలో ప్రకృతిలో సంభవించే అద్భుతమైన మార్పులను, ప్రాణకోటికి వర్షం ఇచ్చే ఆనందాన్ని 'వానకాలం' పాఠం ఎంతో మనోహరంగా వివరిస్తుంది. ఆకాశంలో నల్లని మేఘాలు ముసురుకొని ఉరుములు, మెరుపులతో భారీ వర్షం కురుస్తుంది. వాన చినుకులు పడగానే ఎండిపోయిన నేల తడిసి పచ్చని చెట్లతో, సువాసనలతో ప్రకృతి పరవశిస్తుంది. నెమళ్లు పించం విప్పి ఆనందంతో నాట్యం చేయగా, కప్పలు బెకబెకలాడుతూ చెరువుల్లోకి చేరతాయి. ముఖ్యంగా వర్షాలు కురవడంతో భూదేవి పచ్చని చీర కట్టుకున్నట్లుగా మారి, పంటలు పండించడానికి నేల సిద్ధమవుతుంది. ఇది చూసి రైతన్నలు ఎంతో సంతోషంతో పొలాల బాట పడతారు.

.





నాలుగవ తరగతి న్యూస్ లెటర్

బాలలం' పాఠం భారతీయ పిల్లల ఐక్యతను, ఉత్సాహాన్ని మరియు భావి భారత దిశానిర్దేశాన్ని ప్రతిబింబించే ఒక సుందరమైన గేయం. "మేమంతా ఈ భారతావని పిల్లలం" అంటూ దేశం పట్ల తమకున్న అనురాగాన్ని పిల్లలు వ్యక్తపరుస్తారు. కుల, మత, ప్రాంత భేదాలు లేకుండా మేమంతా ఒక్కటేనన్న సమైక్యతా భావాన్ని చాటుతారు. సత్యం, అహింస, వినయం, క్రమశిక్షణ వంటి మంచి గుణాలను అలవర్చుకుని సమాజానికి సేవ చేస్తామని ప్రతిజ్ఞ చేస్తారు. జాతి పురోగతికి శ్రమిస్తూ, తమ దేశ కీర్తి ప్రతిష్టలను నలుదిశలా చాటుతామని, భావిభారతాన్ని బంగారుభవిష్యత్తువైపునడిపించేబాధ్యతాయుత మైన పౌరులుగా ఎదుగుతామని పిల్లలు ఈ పాఠం ద్వారా ఆత్మవిశ్వాసాన్ని ప్రకటిస్తారు.



నాలుగవ తరగతి న్యూస్ లెటర్

తీర్పు' పాఠం న్యాయం, నిజాయితీ మరియు సమయస్ఫూర్తి ప్రాధాన్యతను చాటిచెప్పే ఒక ఆసక్తికరమైన కథ. ఈ కథలో ముగ్గురు వ్యక్తుల మధ్య తలెత్తిన ఒక వివాదాన్ని పరిష్కరించడానికి న్యాయాధికారి లేదా రాజు తన తెలివితేటలను ఉపయోగిస్తారు. ఇద్దరు వ్యక్తులు ఒకే వస్తువుపై(లేదాహక్కుపై)తమదేననివాదించుకుంటున్నప్పుడు, ఎవరు నిజాయితీపరులో, ఎవరు అబద్ధం చెబుతున్నారో తెలుసుకోవడానికి న్యాయమూర్తి ఒక ఉపాయం ఆలోచిస్తారు. పాత్రల స్వభావాన్ని, మానసిక స్థితిని పరిశీలించి, వారి ప్రవర్తన ఆధారంగా అసలైన యజమాని ఎవరో కనిపెడతారు. చివరికి తప్పు చేసిన వారికి తగిన శిక్ష విధించి, బాధిత వ్యక్తికి సరైన 'తీర్పు' ద్వారా న్యాయం చేకూరుస్తారు.





నాలుగవ తరగతి న్యూస్ లెటర్

'కాళేశ్వరం' పాఠం తెలంగాణ సంస్కృతి, చరిత్ర మరియు ఆధునిక సాంకేతిక పురోగతి కలయికను తెలియజేస్తుంది. కాళేశ్వరం అనగానే ముందుగా గుర్తుకువచ్చేది త్రివేణి సంగమం. ఇక్కడ గోదావరి, ప్రాణహిత మరియు అంతర్వాహినిగా సరస్వతి నదులు కలవడం వల్ల ఈ ప్రాంతం ఎంతో పవిత్రమైనదిగా భావిస్తారు. ఇక్కడి ముక్తీశ్వర స్వామి దేవాలయంలో ఒకే పానవట్టంపై రెండు లింగాలు (కాళేశ్వరుడు, ముక్తీశ్వరుడు) ఉండటం ఈ క్షేత్రం యొక్క ప్రత్యేకత. పాఠం యొక్క రెండవ భాగంలో తెలంగాణ సాగునీటి రంగంలో విప్లవాత్మక మార్పు తెచ్చిన 'కాళేశ్వరం ఎత్తిపోతల పథకం' గురించి వివరించబడింది. గోదావరి జలాలను ఎగువ ప్రాంతాలకు మళ్లించి, రాష్ట్ర వ్యాప్తంగా లక్షలాది ఎకరాలకు సాగునీరు మరియు ప్రజలకు తాగునీరు అందిస్తుంది.



నాలుగవ తరగతి న్యూస్ లెటర్

పరిచయం: సోము చదువుకోని ఒక అమాయకపు కుర్రాడు. అతని తల్లి ముసలిదై, శక్తి క్షీణించడంతో "ఇకపై నువ్వు ఏదైనా పని చేసి నీ పొట్ట పోషించుకోవాలి" అని చెబుతుంది.

మొదటి రోజు (పది రూపాయల నోటు): సోము రామయ్య వద్ద వడ్ల బస్తాలు మోయడానికి సహాయం చేస్తాడు. రామయ్య అతనికి పది రూపాయల నోటు ఇస్తాడు. దాని విలువ తెలియని సోము, దాన్ని చేతితో పట్టుకుని ఆడుకుంటూ వస్తుండగా గాలికి ఎగిరిపోతుంది. "ఎవరైనా డబ్బులు ఇస్తే జేబులో భద్రంగా పెట్టుకోవాలి" అని తల్లి సలహా ఇస్తుంది.





నాలుగవ తరగతి న్యూస్ లెటర్

రెండో రోజు (వెన్నముద్ద): మర్నాడు ఒక అవ్వకు కట్టెలు కొట్టి పెడితే, ఆమె ఒక ఆకులో వెన్నముద్ద ఇస్తుంది. తల్లి చెప్పిన మాట గుర్తుతెచ్చుకుని, సోము ఆ ఆకును పారేసి వెన్నను నేరుగా తన చొక్కా జేబులో పెట్టుకుంటాడు. ఎండ వేడికి వెన్న కరిగి బట్టలన్నీ పాడవుతాయి. "ఏదైనా ఇస్తే పెట్టెలో పెట్టి తెచ్చుకోవాలి" అని తల్లి సర్ది చెబుతుంది.

మూడో రోజు (కోడి): మూడో రోజు పని చేసినందుకు ఒక ఊరి మూల అతను సోముకు ఒక బతికున్న కోడిని ఇస్తాడు. తల్లి మాటను హుందాగా పాటించాలనుకుని, కోడిని పెట్టెలో పెట్టి మూత గట్టిగా మూసేస్తాడు. ఇంటికి వచ్చి చూసేసరికి గాలి ఆడక కోడి చనిపోతుంది



నాలుగవ తరగతి న్యూస్ లెటర్

మంచి మనసు ఒక్కటే ఉంటే సరిపోదు, లోకజ్ఞానం మరియు విచక్షణాజ్ఞానం అత్యవసరం. విషయ గ్రహణం లేకుండా గుడ్డిగా పనులు చేస్తే నష్టమే జరుగుతుంది; సరైన చదువు ద్వారా మాత్రమే సరైన ఆలోచనాశక్తి లభిస్తుంది. సోము మంచి మనసున్నవాడే అయినప్పటికీ, అతనికి లోకజ్ఞానం, విచక్షణాజ్ఞానం లేవని తల్లి గ్రహిస్తుంది. చదువు ఒక్కటే అతనికి జ్ఞానాన్ని ఇస్తుందని భావించి, సోమును ఊరిలోని బడిలో చేర్పిస్తుంది.





Kairos
GLOBAL SCHOOL
For a World-Ready Future

Newsletter
2026-2027
Grade-5



GRADE 5

ENGLISH

From discovering new words and understanding language structures to creating stories, interpreting ideas, appreciating literature and expressing their own thoughts, every activity has encouraged learners to become confident users of English.

"English is the language of possibilities. Words in English are wings for your thoughts."

This E-Magazine brings together these moments of learning and showcases how a subject can transform into an exciting journey of discovery. Every page carries a thought, every creation carries a voice and every voice represents a learner growing in confidence.



THE MOSAIC OF CREATIVITY





Mosaic Activity was a vibrant confluence of language, imagination, creativity, and visual expression, designed to transform words and ideas into an artistic composition. The activity provided students with an engaging platform to explore the aesthetic dimension of English while strengthening their vocabulary, descriptive skills, and ability to communicate ideas creatively.













The activity encouraged learners to experiment with word selection, typography, colour, arrangement, symbolism, and visual storytelling. Students thoughtfully organised their chosen elements, paying attention to composition, coherence, contrast, and creative presentation. Through this process, they discovered that language is not confined to written sentences—it can also become a medium for visual artistry and self-expression.

THE INTERVIEW STUDIO

"Conversations That Inspire"

An interview is a purposeful conversation in which one person, the interviewer, asks thoughtful questions to another person, the interviewee, to learn about their experiences, achievements, interests and perspectives. It is an art of asking, listening and communicating with clarity and confidence.






"A good interview is not just about asking questions; it is about discovering stories through curiosity and conversation."

As part of the Grade 5 English activity, students enthusiastically participated in an engaging "Interview Role Play", transforming themselves into professional interviewers and celebrated personalities from diverse fields. Each pair took on two distinct roles—one as the interviewer and the other as the interviewee.



Students thoughtfully framed 3–4 meaningful and interesting questions, exploring their chosen celebrity's journey, achievements, inspiration and personal interests. Through expressive dialogue and creative presentation, they brought their imagined interviews to life.

The activity provided a vibrant platform for students to develop speaking fluency, questioning skills, active listening, confidence, vocabulary and expressive communication. It also encouraged them to think creatively, organise their ideas and respond spontaneously.

More than a role play, the activity became a "miniature newsroom of curiosity", where every question opened a door to a new story and every answer reflected the power of effective communication.

ROLE PLAY: CHARACTERS UNLEASHED

Story Role Play is an imaginative and interactive activity where students step into the world of a story and bring its characters, dialogues and events to life. By taking on different roles, students move beyond simply reading a story—they experience it, interpret it and express it through voice, actions and emotions.

Stories are not meant to remain confined to the pages of a book. They come alive when imagination gives them a voice.





Our grade 5 students brought the timeless tale of "The Ant and the Grasshopper" to life through an exciting role-play activity. Working collaboratively in groups, students creatively adapted either the original or a modern version of the story and presented it with a meaningful moral message relevant to today's world.

Each group designed and crafted character masks, prepared attractive and informative charts to depict the setting and storyline, and confidently portrayed the roles of the Narrator, Ant, and Grasshopper. Their performances highlighted the importance of teamwork, creativity, expressive communication, and stage confidence while reinforcing valuable life lessons.





Each performance became a unique presentation of the story, proving that when young minds combine language with imagination, every page can become a stage and every character can find a voice.

"When imagination takes the stage,

Stories stop being read- they begin to live"

FACT QUEST: A JOURNEY OF DISCOVERY

The Fact File Activity transformed students into curious researchers and young knowledge explorers. With the freedom to choose from “Space Missions, Natural Disasters or Famous Scientists”, students embarked on an exciting journey of discovery, gathering fascinating facts and presenting them in an organised and visually engaging format. Through this activity, our students explored the power of information text features such as Titles, Headings, Sub-headings, bullet points, short paragraphs, labelled diagrams and pictures and “Did you know?” sections. These features helped them understand how information can be structured effectively while making learning more interesting and accessible.















From exploring the mysteries of space, understanding the forces of nature, to discovering the remarkable contributions of great scientists, each Fact File became a window into a “fascinating world of knowledge”.

“Research turns curiosity into knowledge and creativity turns knowledge into a story worth sharing.”

MATHEMATICS

Mathematics is a concept-based subject in which ideas are interconnected in a hierarchical manner; higher-level of concepts cannot be understood without prior knowledge of the related lower-level concepts. Mathematical concepts are constructed in the mind through observation, individual exploration, and introspection. By using concrete objects and linking new knowledge to prior knowledge, students can learn mathematics more effectively.

LARGE NUMBERS

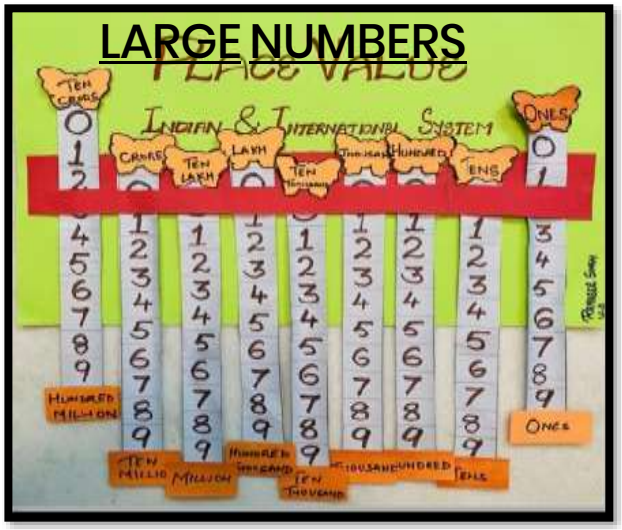

Students participated in a creative activity based on the Indian System of Numeration. They made colourful number cards using the place values of Ones, Tens, Hundreds, Thousands, Ten Thousand and Lakh. The activity helped students understand the place value and face value of digits. Students arranged digits to form different numbers and identified their respective places. They also practised reading and writing numbers in words using the Indian place-value system. The hands-on activity made learning large numbers interesting, engaging and meaningful. It strengthened students' number sense, accuracy and confidence. Overall, the activity connected mathematical concepts with creativity and practical learning.

OPERATIONS ON LARGE NUMBERS





Students participated in an engaging activity based on Operations on Large Numbers. Students practiced addition, subtraction, multiplication and division using large numbers. They used colourful number cards and place-value concepts to solve different problems. The activity helped them understand the importance of proper alignment of digits while performing calculations. Students applied the operations to solve real-life and word problems. The hands-on activity improved their calculation skills, accuracy and logical thinking. It made learning operations on large numbers interactive, enjoyable and meaningful.

FACTORS AND MULTIPLES







Students participated in an engaging activity based on the concepts of Factors and Multiples using colourful number cards and fun games. They identified the factors of different numbers and explored factor pairs. Students also listed multiples of different numbers and discovered patterns and common multiples. The hands-on activities helped them understand the relationship between numbers, factors and multiples. The activity strengthened their understanding of divisibility and number concepts. It enhanced their logical thinking, mental calculation and problem-solving skills. The interactive approach made learning Factors and Multiples enjoyable, meaningful and engaging.

FRACTIONS-ADDITION & SUBTRACTION





Students participated in a hands-on activity on Addition and Subtraction of Fractions. Students used fraction strips and colourful cards to represent and combine different fractions. They practiced finding common denominators before adding or subtracting fractions. The activity helped them understand fractions through visual and practical learning. It improved their accuracy, reasoning and problem-solving skills. The activity made learning fractions interactive, enjoyable and meaningful.

FRACTIONS-MULTIPLICATION & DIVISION



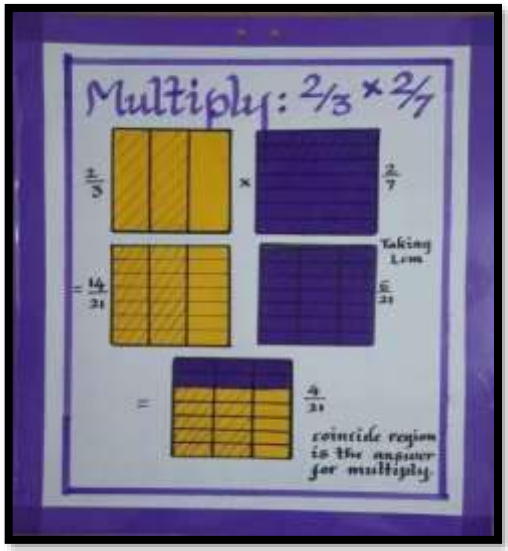

Students participated in an engaging activity on Multiplication and Division of Fractions. Students used fraction cards and visual models to understand the concepts step by step. They practiced multiplying fractions and dividing fractions using the reciprocal method. The activity helped students connect fraction operations with real-life situations. It enhanced their accuracy, logical thinking and problem-solving skills. The hands-on activity made learning fractions fun, interactive and meaningful.

DATA HANDLING









Students participated in an engaging and informative activity on Data Handling using bar graphs, pictographs and pie charts. Students collected data from their surroundings and organized it systematically in tables. They represented the collected information using different types of graphs and charts. Students learned how to read, interpret and compare data presented in various forms. They identified the highest, lowest and equal values and answered questions based on the data. The activity helped them understand how data can be presented visually for easy interpretation. It developed their observation, analytical thinking, reasoning and problem-solving skills. Students also understood the importance of data handling in real-life situations and decision-making. The hands-on activity encouraged teamwork, creativity and active participation. Overall, the activity made learning Data Handling practical, meaningful and enjoyable.

CONCLUSION

Activities helped learn concepts through hands-on and engaging methods. They developed logical thinking, problem-solving, calculation and analytical skills through participation. The activities also encouraged teamwork, creativity and confidence among the students. By connecting concepts with practical situations, students gained a better understanding of Mathematics. Overall, the activities made learning interactive, meaningful and enjoyable.

ENVIRONMENTAL SCIENCE

“Curious Minds, Endless Discoveries!”

Our Grade 5 students stepped beyond the classroom to explore fascinating concepts from EVS through a series of engaging hands-on activities. They observed the life cycle of a flowering plant, tracing its journey from seed to seedling, mature plant, flowering, pollination, fruit formation and seed dispersal. Through a simple germination activity, students observed how a tiny seed begins to sprout when provided with suitable conditions such as water, air and warmth. The students also explored pollination through activity-based learning, understanding how pollen grains are transferred and how this process contributes to the formation of fruits and seeds. Sound came alive through interactive sound activities, where students investigated how vibrations produce sound and explored how different materials and objects can create different sounds. The exploration continued with states of matter activities, allowing students to observe and compare the properties of solids, liquids and gases. Through simple demonstrations, they investigated differences in shape, volume, flow and particle arrangement. These activities transformed scientific concepts into memorable experiences, encouraging students to observe, investigate, question and discover while developing curiosity and scientific thinking.



Discovering the World of Flowering Plants

Our Grade 5 students explored the fascinating parts of a flowering plant through engaging activities and colourful chart presentations. They identified the important parts of a plant—roots, stem, leaves, flowers, fruits and seeds—and learned about the unique role each part plays in the growth and survival of the plant.Through their creative charts and classroom presentations, students confidently explained how roots absorb water and minerals, stems provide support and transport materials, leaves prepare food, flowers help in reproduction, and fruits protect the seeds.The activity encouraged students to observe plants closely and understand that every part, though different in structure and function, works together to keep the plant healthy and growing.



“From a Tiny Seed to a Blooming Wonder — Every Stage Tells a Story!”

Our Grade 5 students explored the fascinating life cycle of a flowering plant through engaging activities and creative presentations. They observed how a tiny seed develops into a seedling, grows into a mature plant, produces flowers, and eventually forms fruits and new seeds. Through diagrams, charts and hands-on activities, students learnt about germination, growth, flowering, pollination, fruit formation and seed dispersal. The activity helped them understand that plants have a continuous life cycle in which new seeds begin the journey all over again.



"From Pollens to New Places — Discovering Nature's Amazing Ways of Reproduction!"

Our Grade 5 students explored the fascinating world of plants through an engaging A4-sheet drawing activity. They created colourful illustrations to understand pollination and distinguish between flowering and non-flowering plants. Through their drawings, students represented how pollen grains are transferred from the anther to the stigma, with the help of natural agents such as wind, insects and birds. They also explored examples of flowering plants, such as rose and sunflower, and non-flowering plants, such as ferns and mosses.

The activity combined creativity with scientific learning, helping students understand plant diversity and reproduction while expressing their ideas through art.



“Feel the Vibration, Hear the Wonder!”

Our Grade 5 students explored the fascinating world of sound through hands-on activities, investigating how vibrations produce sound and how different objects create different sounds. The activities made learning interactive, curious and fun, helping students connect scientific concepts with everyday experiences. Our Grade 5 students embarked on an exciting exploration of sound through a series of hands-on activities and demonstrations. They investigated how vibrations produce sound and observed how different objects and materials can create sounds of varying pitch and loudness. encouraged them to listen carefully, observe closely, experiment confidently and ask questions, making the learning experience both meaningful and enjoyable.

Through simple experiments, students connected the concepts they learned in class with sounds they encounter in their everyday surroundings.



"From Tiny Molecules to Bubbling Reactions — Discovering Matter in Action!"

Our Grade 5 students began their exploration of states of matter by creating molecule models, representing how particles are arranged differently in solids, liquids and gases. They then extended their learning through an exciting baking soda and vinegar activity, observing how a solid and a liquid react to produce carbon dioxide gas, seen through fizzing and bubbling.These hands-on activities helped students connect the particle model of matter with real-life observations while developing their skills of observation, experimentation and scientific thinking.



Spreading Awareness Through Posters

Our Grade 5 students explored the causes and effects of air pollution through a creative poster-making activity. They designed colourful and informative posters highlighting sources of air pollution such as vehicle emissions, smoke, burning waste and industrial activities, along with simple ways to reduce pollution and protect our environment.



SOCIAL SCIENCE

Social Science is the study of people, their society, and their relationship with nature. It helps us understand how people lived in the past, how they live in the present, and how they are connected to the world around them. It mainly has three branches: History which tells us about the past life of early humans and kings, Geography which tells us about the Earth, its natural resources like air, water, sunlight and soil, and Civics which teaches us how to live together with rules, respect and duties in our family, school and community. In short, Social Science helps us to learn from yesterday, understand today, and become good and responsible citizens for tomorrow.

The Imaginary lines (Earth)

Imaginary lines are invisible lines drawn on the globe and maps to help us locate places and understand the Earth. The main imaginary lines are latitudes and longitudes. Latitudes run from east to west and help us identify how far a place is north or south of the Equator, while longitudes run from the North Pole to the South Pole and help us identify how far a place is east or west of the Prime Meridian. Through this topic, students learnt to identify important lines such as the Equator, Prime Meridian, Tropic of Cancer, Tropic of Capricorn, Arctic Circle and Antarctic Circle. They also developed skills in locating places using coordinates, understanding hemispheres, studying climate zones, reading maps and globes, and understanding the relationship between longitudes and time zones.

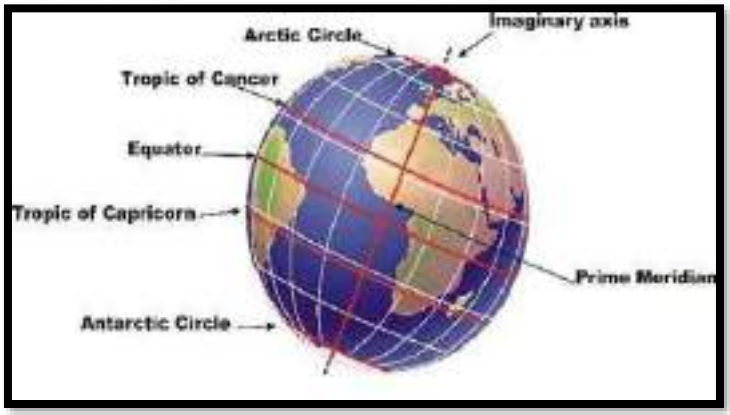
Arctic Circle
Imaginary axis
Tropic of Cancer
Equator
Tropic of Capricorn
Prime Meridian
Antarctic Circle


MATH
MAKES



Sources of History and Timeline

Students participated enthusiastically in a classroom activity on "Sources of History and Timeline." They created a simple timeline using their birthdays as important events, arranging them in chronological order. Through this activity, students understood how timelines help us arrange events according to the order in which they happened. They also learnt about different sources of history, such as written records, archaeological remains, monuments, coins and artefacts, and understood how historians use these sources to learn about the past. The activity helped students develop a better understanding of chronology, sequencing, historical evidence and the importance of dates in studying history. It was an enjoyable and meaningful learning experience for everyone.

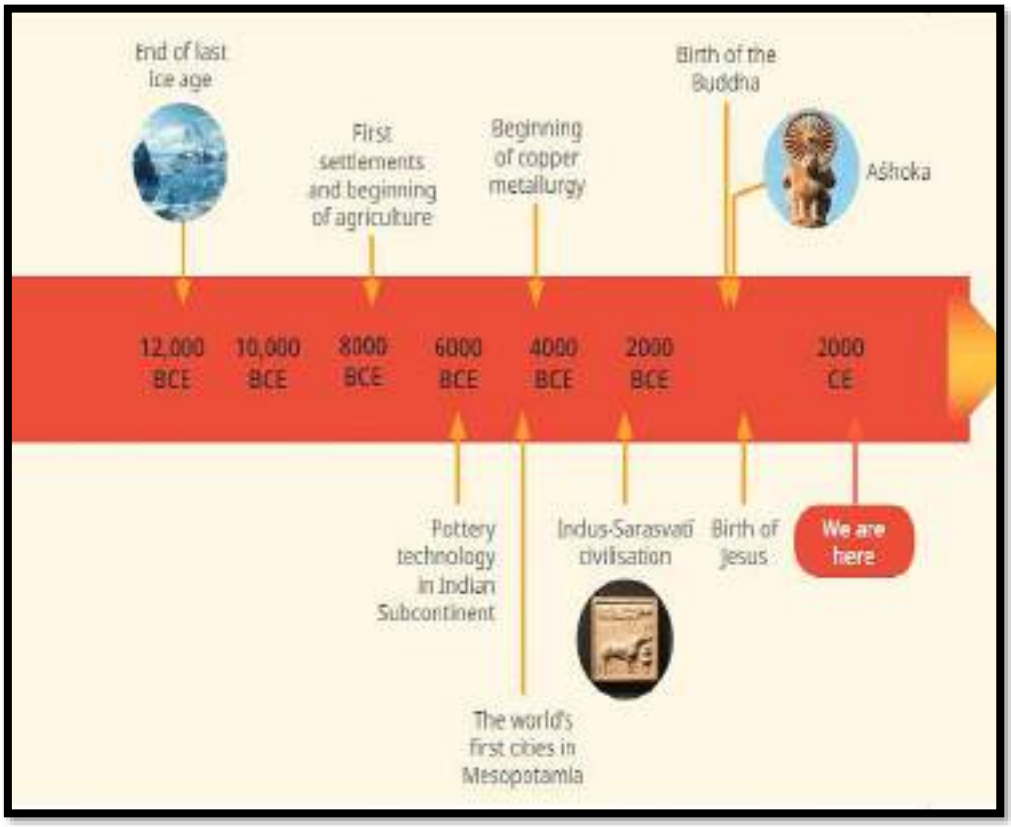




MATH
MAKES

Our Earth – Continents and Oceans

The students participated in a fun and interactive Continents and Oceans activity in class. They enthusiastically identified and located the continents and oceans on the world map while learning about their names and geographical locations. The activity made learning enjoyable and helped students strengthen their map-reading and geographical knowledge. It was wonderful to see their excitement, participation, and curiosity throughout the activity.





Computer

Computers are powerful electronic devices that help us complete different tasks quickly and efficiently. They support learning by providing access to information, educational websites, videos, and interactive activities. Students can use computers to prepare assignments, create presentations, edit documents, make drawings, and organise information. Computers also help us communicate through email and other online platforms.

More on Windows

Students developed a better understanding of Windows 10 and learned how to work with files, folders, and File Explorer. They were able to create, open, rename, copy, move, and delete files and folders and understood the importance of organising files properly. Students learned how to use File Explorer to locate, view, and manage files stored on the computer. They also explored the Control Panel and understood its role in changing and managing basic computer settings.



More on Microsoft word

Students developed a better understanding of the useful features of Microsoft Word and learned how to work with text and tables effectively. They learned how to use the Find feature to quickly locate specific words or phrases in a document and the Replace feature to change a word or phrase with another one. Students were able to create tables to organise information neatly into rows and columns. They learned how to format tables by changing the table style, borders, shading, alignment, font style, and text appearance to make the information clear and attractive.

Students also learned how to convert existing text into a table by arranging the text properly and separating the information into rows and columns.

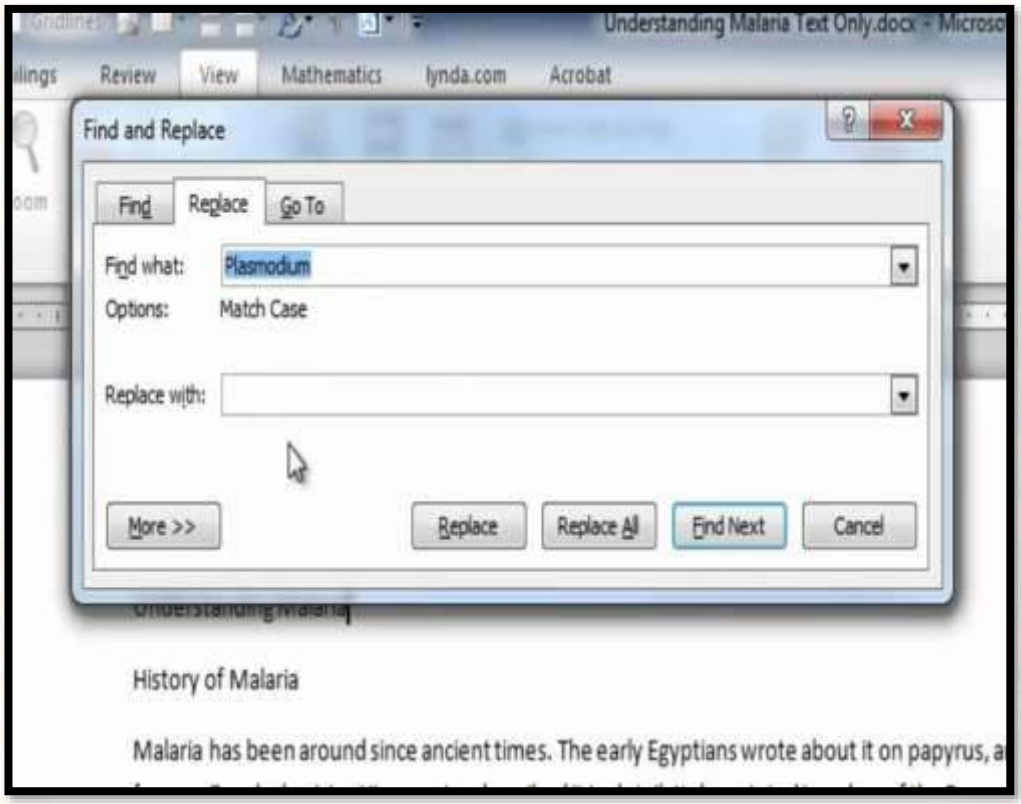

Working with slides

Students developed an understanding of how to create and manage slides in Microsoft PowerPoint. They learned how to add new slides, delete unwanted slides, and arrange slides in the correct order. Students were able to enter and format text by changing the font style, size, colour, alignment, and text effects. They also learned how to insert different objects such as pictures, shapes, WordArt, and other elements into a slide. Students practiced selecting, moving, rotating, and resizing objects to arrange them neatly. Through practical activities, they gained confidence in creating attractive, well-organised presentations independently.

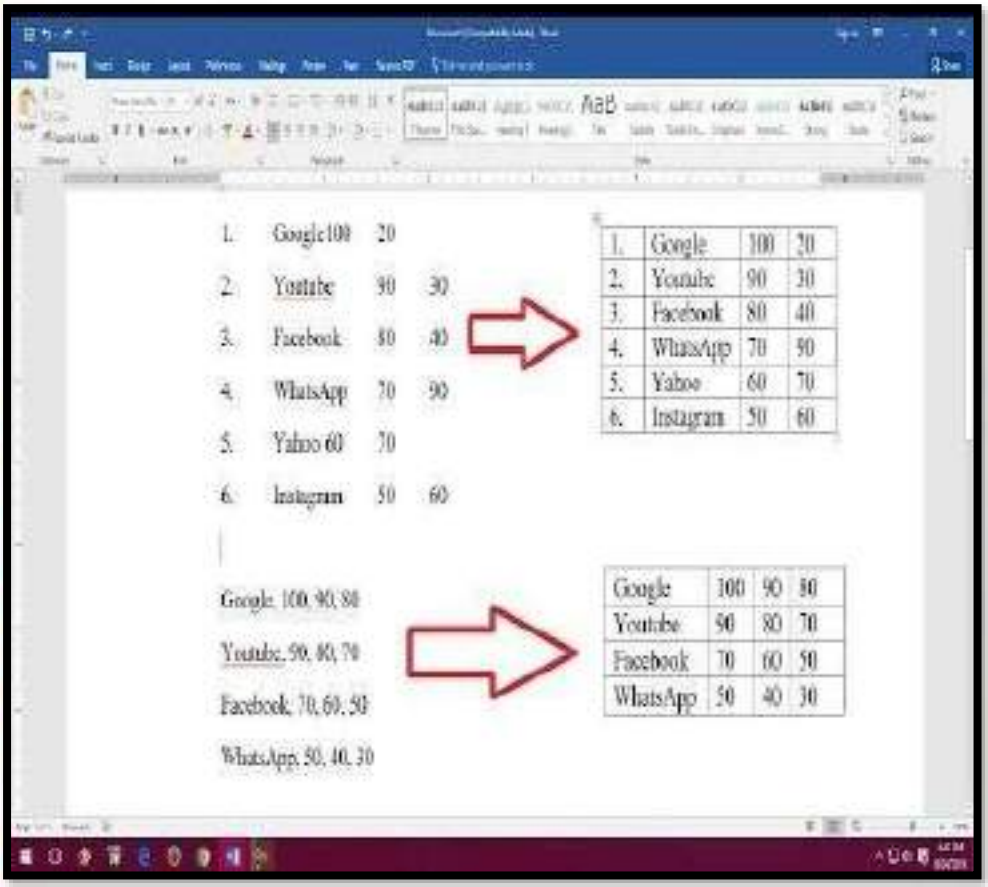

Grade – 5

Hindi

समाचार पत्र

‘**वह देश है मेरा**’ पाठ में कवि ने अपने देश के प्रति **प्रेम, गर्व और सम्मान** की भावना व्यक्त की है। कवि अपने देश की प्राकृतिक सुंदरता, विविधता और महान संस्कृति का वर्णन करते हुए भारत की विशेषताओं को सामने रखता है। भारत एक ऐसा देश है जहाँ अलग-अलग **भाषाएँ, वेशभूषाएँ, खान-पान और परंपराएँ** होने के बावजूद लोग एकता के साथ रहते हैं। यहाँ ऊँचे पर्वत, नदियाँ, हरे-भरे खेत, जंगल और सुंदर प्राकृतिक दृश्य देश की सुंदरता को बढ़ाते हैं।

भारत की धरती ने अनेक वीर पुरुषों, महापुरुषों और महान व्यक्तियों को जन्म दिया है। उन्होंने देश की रक्षा और सम्मान के लिए त्याग और बलिदान किया। पाठ में देशवासियों में देशप्रेम और एकता की भावना को मजबूत करने का संदेश दिया गया है।

कवि अपने देश की महानता पर गर्व करता है और चाहता है कि प्रत्येक नागरिक अपने देश के प्रति ईमानदार रहे तथा देश की उन्नति में योगदान दे।



नई सुबह' पाठ में **नई आशा, नए उत्साह और सकारात्मक सोच** का संदेश दिया गया है। सुबह का आगमन केवल दिन की शुरुआत नहीं है, बल्कि यह जीवन में **नई उम्मीद और नई ऊर्जा** आने का प्रतीक है। रात के अंधकार के बाद जब सूरज निकलता है तो चारों ओर प्रकाश फैल जाता है। पक्षी चहचहाने लगते हैं, प्रकृति जाग उठती है और वातावरण में नई ताजगी दिखाई देती है। इसी प्रकार मनुष्य के जीवन में भी कठिनाइयों और परेशानियों के बाद आशा की नई किरण आती है।

पाठ हमें निराश होकर बैठने के बजाय **नई शुरुआत करने** की प्रेरणा देता है। हमें अपने जीवन की समस्याओं का सामना साहस और धैर्य से करना चाहिए। बीते हुए समय की गलतियों से सीख लेकर भविष्य को बेहतर बनाने का प्रयास करना चाहिए।



‘**बहुरूप कठपुतलियाँ**’ पाठ में कठपुतलियों के माध्यम से **लोककला, मनोरंजन और कलाकारों के जीवन** का परिचय मिलता है। कठपुतली एक ऐसी कला है जिसमें लकड़ी या अन्य सामग्री से बनी पुतलियों को धागों की सहायता से कलाकार नचाता है। कठपुतली का खेल देखने में बहुत मनोरंजक होता है। कलाकार कठपुतलियों को अलग-अलग रूप और वेशभूषा देकर उनसे विभिन्न पात्रों की भूमिका करवाता है। वे कभी राजा-रानी, कभी साधारण व्यक्ति और कभी अन्य पात्रों का रूप धारण करती हैं। इस कला में कलाकार की **कुशलता, मेहनत और रचनात्मकता** महत्वपूर्ण होती है। कठपुतली केवल मनोरंजन का साधन नहीं है, बल्कि इसके माध्यम से लोककथाएँ, सामाजिक संदेश और हमारी संस्कृति भी लोगों तक पहुँचती है।

पाठ हमें भारतीय लोककलाओं के महत्व को समझने और उन्हें सुरक्षित रखने की प्रेरणा देता है। आधुनिक मनोरंजन के साधनों के कारण पारंपरिक कलाओं का महत्व कम होता जा रहा है, इसलिए हमें अपनी लोककलाओं और कलाकारों का सम्मान करना चाहिए।



'समय बहुत ही मूल्यवान है' पाठ में समय के महत्व को समझाया गया है। समय ऐसी चीज है जिसे एक बार खो देने के बाद वापस नहीं पाया जा सकता। इसलिए प्रत्येक व्यक्ति को समय का सही उपयोग करना चाहिए। जीवन में सफलता पाने के लिए **समय का सदुपयोग और नियमितता** बहुत आवश्यक है। जो व्यक्ति अपने काम को समय पर पूरा करता है और समय को व्यर्थ नहीं गँवाता, वह अपने लक्ष्य को आसानी से प्राप्त कर सकता है। इसके विपरीत जो व्यक्ति आलस्य करता है, काम को टालता रहता है और अपना समय बेकार की गतिविधियों में नष्ट करता है, वह बाद में पछताता है। विद्यार्थी जीवन में समय का विशेष महत्व है। विद्यार्थियों को पढ़ाई, खेल, आराम और अन्य कार्यों के लिए उचित समय निर्धारित करना चाहिए।

समय किसी व्यक्ति के लिए रुकता नहीं है। इसलिए हमें वर्तमान समय का सही उपयोग करना चाहिए और अपने भविष्य को बेहतर बनाने के लिए आज से ही मेहनत करनी चाहिए।





'**मेला**' पाठ में मेले के माध्यम से ग्रामीण जीवन, लोक-संस्कृति और लोगों के उत्साह का सुंदर चित्र प्रस्तुत किया गया है। मेला लोगों के लिए केवल खरीदारी का स्थान नहीं होता, बल्कि यह **मिलने-जुलने, मनोरंजन और अपनी संस्कृति से जुड़ने** का अवसर भी होता है। मेले में दूर-दूर से लोग आते हैं। वहाँ तरह-तरह की **दुकानें, खिलौने, मिठाइयाँ, कपड़े और घरेलू सामान** मिलते हैं। बच्चों के लिए झूले और मनोरंजन के अनेक साधन होते हैं। मेले में कलाकार अपने विभिन्न कार्यक्रम प्रस्तुत करते हैं, जिससे वातावरण और भी आनंदमय हो जाता है।

मेला लोगों को एक-दूसरे से मिलने और अपनी खुशियाँ बाँटने का अवसर देता है। वहाँ अलग-अलग वर्गों और स्थानों से आए लोग एक साथ दिखाई देते हैं। इससे सामाजिक मेल-जोल और भाईचारे की भावना बढ़ती है।



हम भारत की बेटियाँ हैं' पाठ में भारत की बेटियों के **साहस, आत्मविश्वास, मेहनत और उपलब्धियों** को प्रस्तुत किया गया है। पाठ का उद्देश्य बेटियों के प्रति सकारात्मक सोच विकसित करना और उन्हें आगे बढ़ने के लिए प्रेरित करना है। बेटियाँ आज जीवन के विभिन्न क्षेत्रों में अपनी प्रतिभा का प्रदर्शन कर रही हैं। वे **शिक्षा, खेल, विज्ञान, कला, प्रशासन और अन्य क्षेत्रों** में सफलता प्राप्त कर रही हैं। उन्होंने यह साबित किया है कि अवसर मिलने पर वे किसी भी क्षेत्र में अपनी पहचान बना सकती हैं। पाठ बेटियों को कमजोर समझने वाली सोच का विरोध करता है। बेटियों में भी अपने सपनों को पूरा करने की क्षमता और आत्मविश्वास होता है। उन्हें शिक्षा और आगे बढ़ने के समान अवसर मिलने चाहिए। बेटियाँ केवल अपने परिवार का ही नहीं, बल्कि पूरे देश का नाम रोशन कर सकती हैं। उनके साहस और मेहनत से समाज में सकारात्मक परिवर्तन आता है।

पाठ का संदेश है कि हमें **बेटा-बेटी में भेदभाव नहीं करना चाहिए**। दोनों को समान अवसर और सम्मान मिलना चाहिए ताकि वे अपनी क्षमताओं का पूरा विकास कर सकें।







ఐదవ తరగతి న్యూస్ లెటర్

ఒక అడవిలో ఒక కుందేలు, ఒక తాబేలు ఉండేవి. కుందేలు తాను చాలా వేగంగా పరుగెత్తగలననే అహంకారంతో ఉండేది. తాబేలు నడక ఎంతో నెమ్మదిగా ఉండటాన్ని చూసి కుందేలు దాన్ని ఎప్పుడూ ఎగతాళి చేసేది.

ఒకరోజు కుందేలు తాబేలుతో, "మనం ఇద్దరం అడవి చివర ఉన్న ఆ పెద్ద చెట్టు వరకు పరుగు పందెం పెట్టుకుందామా?" అని సవాలు విసిరింది. తాబేలు సానుకూలంగా ఒప్పుకుంది. పందెం మొదలైంది. కుందేలు వేగంగా పరుగెత్తి చాలా దూరం ముందుకు వెళ్లిపోయింది. వెనక్కి తిరిగి చూస్తే తాబేలు చాలా దూరంలో నెమ్మదిగా వస్తూ కనిపించింది.



ఐదవ తరగతి న్యూస్ లెటర్

సమైక్య భారతి' పాఠం భారతదేశపు గొప్పతనాన్ని, సాంస్కృతిక వైవిధ్యాన్ని మరియు జాతి ఐక్యతను ప్రశంసించే ఒక గేయం. హిమాలయాల నుండి కన్యాకుమారి వరకు విస్తరించిన మన దేశం విభిన్న సంస్కృతులు, ఆచారాలు, భాషలకు పుట్టినిల్లు. ఇన్ని వైవిధ్యాలు ఉన్నప్పటికీ, మనమందరం ఒకే మాతృభూమి బిడ్డలమని, 'భారతీయులం' అనే ఒకే గుర్తింపుతో కలిసిమెలిసి జీవిస్తున్నామని పాఠం చాటిచెబుతుంది. గంగా, యమునా, కృష్ణా, గోదావరి వంటి జీవనదులు ఈ పవిత్ర భూమిని సుభిక్షం చేస్తున్నట్లే, వివిధ మతాల సారాంశం మానవత్వాన్ని పెంపొందిస్తుంది. శాంతి, అహింస, సోదరభావం అనే మూలస్తంభాలపై నిలిచిన మన సమైక్యతా శక్తే దేశ పురోగతికి కారణమని, ఈ జాతీయ సమైక్యతను కాపాడుకోవడం మనందరి ప్రాథమిక బాధ్యతని ఈ పాఠం వివరిస్తుంది.



ఐదవ తరగతి న్యూస్ లెటర్

'రెక్కల ఏనుగు' ఒక అద్భుతమైన జానపద కథ. ఈ కథలో సూరయ్య అనే పేద రైతు ప్రధాన పాత్రలో కనిపిస్తాడు. ఒకరోజు సూరయ్య తన పొలంలో ఒక వింతైన, రెక్కలు ఉన్న తెల్లటి ఏనుగును చూస్తాడు. ఆ రెక్కల ఏనుగు దేవలోకం నుండి రాత్రి వేళల్లో భూమికి వచ్చి, పొలంలో ఉన్న పంటను తిని వెళ్తుంటుంది. సూరయ్య ఒక రాత్రి ఆ ఏనుగు తోకను పట్టుకునిదానితోపాటువింతలోకానికి(స్వర్గానికి/దేవలోకానికి) వెళ్తాడు. అక్కడ ఉన్న విశేషాలను, రుచికరమైన పదార్థాలను చూసి ఆశ్చర్యపోతాడు. తిరిగి గ్రామానికి వచ్చిన తర్వాత ఆ వింత లోకం విశేషాలను ఊరి జనంతో పంచుకుంటాడు. గ్రామస్థులందరూ అత్యాశతో తమను కూడా ఆ వింత లోకానికి తీసుకెళ్లమని సూరయ్యను కోరతారు. అందరూ ఒకరి కాళ్ళు ఒకరు పట్టుకుని గాలిలో ఏనుగు తోకకు వేలాడుతూ వెళ్తుండగా, సూరయ్య నోటి తొందరపాటు మరియు అత్యాశ వల్ల అందరూ కిందపడిపోతారు. అత్యాశకు పోతే ఉన్నది కూడా ఊడుతుందని ఈ కథ ద్వారా గ్రహించవచ్చు.



ఐదవ తరగతి న్యూస్ లెటర్

పరిసరాల పరిశుభ్రత: మన ఇల్లు మాత్రమే కాకుండా, మన ఇంటి చుట్టుపక్కల పరిసరాలను కూడా ఎల్లప్పుడూ శుభ్రంగా ఉంచుకోవాలి. ప్లాస్టిక్, చెత్తాచెదారాన్ని ఎక్కడ పడితే అక్కడ వేయకుండా చెత్తబుట్టలోనే వేయాలి.

వ్యాధుల నివారణ: పరిసరాలు అపరిశుభ్రంగా ఉంటే దోమలు, ఈగలు చేరి మలేరియా, డెంగ్యూ, టైఫాయిడ్వంటిప్రమాదకరమైన రోగాలు వ్యాపిస్తాయి. శుభ్రత పాటించడం ద్వారా ఈ రోగాల నుండి మనల్ని మనం కాపాడుకోవచ్చు. భారత ప్రభుత్వం గ్రామీణ ప్రాంతాల్లో పరిశుభ్రతను ప్రోత్సహించడానికి మరియు బహిరంగ మలమూత్ర విసర్జన రహిత (ODF) గ్రామాలుగా మార్చడానికి ఈ పురస్కారాన్ని ప్రారంభించింది.



ఐదవ తరగతి న్యూస్ లెటర్

నిర్మల్ బొమ్మల విశిష్టత: తెలంగాణ సాంస్కృతిక వారసత్వంలో నిర్మల్ బొమ్మలకు ప్రత్యేక గుర్తింపు ఉంది. ఇవి దేశవిదేశాల్లో ఎంతో ప్రజాదరణ పొందాయి.

తయారీ విధానం: ఈ బొమ్మలను స్థానికంగా లభించే 'పొనికి కర్ర' (తేలికపాటి కలప) తో తయారుచేస్తారు. కలపను సరిగ్గా చెక్కి, దానికి 'చింతపిక్కల పిండి' మరియు 'సుద్దపొడి' మిశ్రమాన్ని పూసి, ఆరిన తర్వాత మృదువుగాతయారుచేస్తారు.
సహజసిద్ధమైన రంగులు: వీటికి సహజమైన, ఆకర్షణీయమైన రంగులను ఉపయోగిస్తారు.పక్షులు,జంతువులు,కూరగాయలు, పండ్లు, దేవుళ్ళ విగ్రహాలు మరియు పల్లెటూరి జీవన శైలిని ప్రతిబింబించే బొమ్మలను ఎంతో నైపుణ్యంతో రూపుదిద్దుతారు.





ఐదవ తరగతి న్యూస్ లెటర్

నకాషీల నైపుణ్యం: ఈ బొమ్మలను తయారుచేసే కళాకారులను 'నకాషీలు' అని పిలుస్తారు. రాజస్థాన్ నుండి వచ్చిన కళాకారులు ఇక్కడ స్థిరపడి ఈ కళను తరతరాలుగా కాపాడుకుంటూ వస్తున్నారు.

పాఠం ఉద్దేశం: మన ప్రాంతీయ హస్తకళల గొప్పతనాన్ని తెలుసుకోవడం, కళాకారుల నైపుణ్యాన్ని గౌరవించడం మరియు మన ప్రాచీన సంస్కృతి-సాంప్రదాయాలను కాపాడుకోవడం ఈ పాఠం ప్రధాన ఉద్దేశం.



ఐదవ తరగతి న్యూస్ లెటర్

నిర్మల్ గ్రామ్ పురస్కార్ అనేది గ్రామాల్లో పూర్తిస్థాయి పరిశుభ్రత మరియు పారిశుధ్యం సాధించినందుకు గాను ఇచ్చే విశిష్ట పురస్కారం.

ఈ పురస్కారాన్ని ప్రధానంగా క్రింది లక్ష్యాలను నెరవేర్చిన గ్రామపంచాయతీలకు, బ్లాక్‌లకు మరియు జిల్లాలకు అందజేస్తారు.

పాఠశాలలు & అంగన్‌వాడీల్లో సౌకర్యాలు: గ్రామంలోని అన్ని పాఠశాలలు, అంగన్‌వాడీ కేంద్రాలలో తాగునీరు మరియు ప్రత్యేక మరుగుదొడ్ల సౌకర్యాన్ని కల్పించినందుకు.





Kairos
GLOBAL SCHOOL
For a World-Ready Future

Newsletter

2026-2027

Grade-6

GRADE-6

ENGLISH

"Little Footprints, Big Impressions"

Importance of Environmental Consciousness in Today's World

Living in a rapidly changing world requires us to be responsible caretakers of our planet, not just passive observers. When you learn how ecosystems function, you feel more connected to the environment and inspired to protect it. Understanding nature enhances critical cognitive abilities such as observational reasoning, ecological problem-solving, and sustainable decision-making.

In addition, learning about environmental stewardship fosters empathy and teamwork, helping you collaborate effectively in community initiatives. It also grants access to a vast body of knowledge—from climate science to biodiversity conservation. Much of global ecological research and conservation strategies rely on informed citizens. Knowing how our daily habits affect the Earth is the ultimate key to living responsibly and preserving the natural beauty around us.



POETRY CORNER

The craft of writing poetry goes far beyond placing rhyming words on a page; it is a vibrant brushstroke of imagination and perception. It turns simple daily observations into extraordinary discoveries, offering quiet reflection and fresh perspective. Poetry invites us to pause and view our surroundings through a lens of metaphor, rhythm, and wonder.

Learning Outcomes for Poetry

- Understanding and Interpretation
- Identify the main theme or central moral of a poem. Recognize poetic devices such as similes, metaphors, alliteration, and personification.
- Explain the mood or tone of a poem using specific textual evidence.
- Understand the poet's use of imagery and how visual details build deeper meaning.

Language and Expression

Explore how word choice affects the overall tone and emotional weight of a poem. Read poems aloud with clear articulation, appropriate rhythm, and expressive cadence. Understand rhyme schemes and structural patterns that build musicality in verse.



These are my two drops of rain
Waiting on the Window pane.
I am waiting here to see
Which the winning one will be.
Both of them have different names,
One is John and one is James.

SHORT STORY

Uncle Podger Hangs a Picture

Uncle Podger Hangs a Picture is a humorous episode from Jerome K. Jerome's Three Men in a Boat. It describes how Uncle Podger turns the simple task of hanging a picture into a chaotic family event.

When Uncle Podger brings home a picture, he decides to hang it on the wall himself. He asks everyone in the house to help him. One person is sent to get a ladder, another is asked to bring a hammer, someone else is told to find nails, and another is asked to hold the picture.

Uncle Podger keeps dropping things, misplacing tools, and making mistakes. He accidentally hurts himself and creates confusion among the family members. Everyone becomes busy trying to help him, but the simple job takes a very long time.

Finally, after all the trouble, the picture is hung on the wall. Uncle Podger proudly looks at his work as if he has accomplished something extraordinary.

Moral: The story humorously shows how a simple task can become complicated when a person is careless, disorganized, and overconfident.



Fun& Learning

Riddles

1. Riddle: I have cities, but no houses; forests, but no trees; and rivers, but no water. What am I? A map
2. Riddle: What can travel around the world while remaining sitting in the exact same corner? A postage stamp
3. Riddle: I speak without a mouth and hear without ears. I have no body, but I come alive with wind. What am I?An echo
4. Riddle: What has a head and a tail, but no body or legs?A coin

Cognitive Development:

- Critical Thinking: Encourages spatial reasoning, lateral logic, and abstract pattern recognition.
- Problem-Solving Skills: Promotes hypothesis testing and structured deduction
- Memory and Recall: Strengthens active retrieval and word association through playful learning.

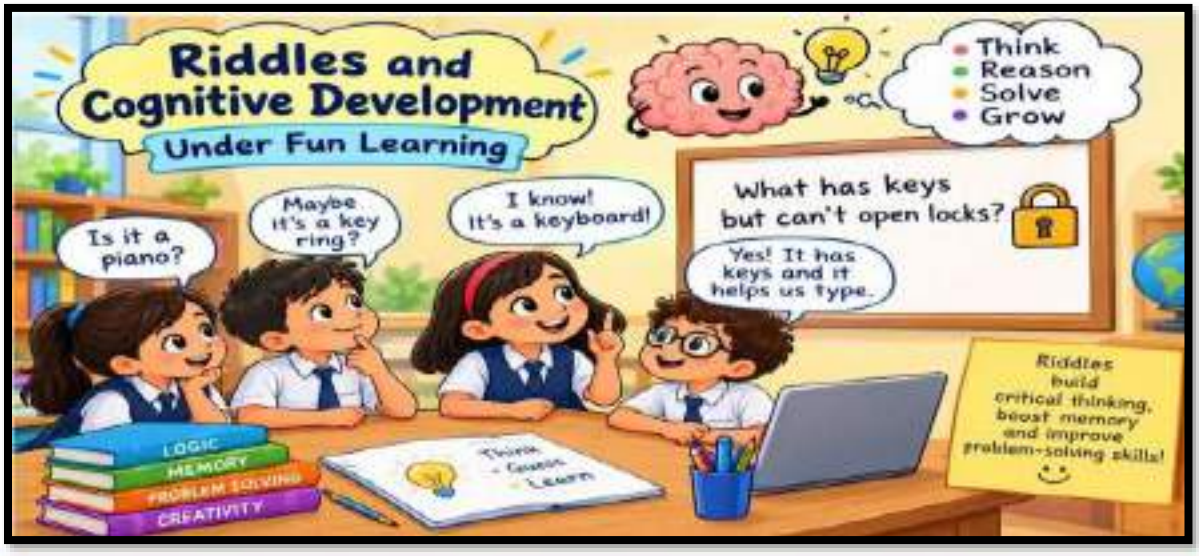

CREATIVE WRITING

Paragraph Writing: "The Hidden World of My Garden"

Beyond the back door of my home lies a thriving world that most people walk past without a second glance. Every morning, as the golden sunlight pierces through the morning mist, my small garden transforms into a bustling jungle of life. Beneath the shade of the broad mango leaves, a hardworking colony of ants' marches in a perfect line, carrying burden after burden back to their subterranean nest. Nearby, a vibrant yellow butterfly dances gracefully from blossom to blossom, gathering sweet nectar while dusting the petals with golden pollen. The cool morning air smells freshly of damp earth, crushed mint, and sweet jasmine, filling me with a sense of wonder and quiet joy. Watching this hidden ecosystem thrive teaches me that nature's greatest miracles do not always require a trip to a vast forest—sometimes, they are waiting quietly right in our own backyard.

Learning Outcomes & Educational Value:

- Sensory Details & Imagery: Students learn to incorporate multiple senses (sight, smell, touch) to bring descriptive scenes to life for their readers.
- Varied Vocabulary: Encourages the use of strong verbs (pierces, marches, thrives) and precise adjectives (subterranean, vibrant, damp) instead of generic phrasing.
- Sentence Variety: Promotes structural flexibility by blending simple, compound, and complex sentence structures within a single cohesive paragraph.





ART GALLERY

Art is the visual mirror of a student's inner imagination. In this section, our talented Grade 6 artists have expressed their unique perspectives using watercolor washes, pencil sketches, and vibrant oil pastels. Engaging with visual art not only enhances fine motor coordination and spatial geometry, but also offers a calming space for mindfulness and focus. Every line, shade, and color choice carries a distinct personal narrative, and we are thrilled to feature the visual achievements of our young creators.









CLOSING NOTE

This e-magazine stands as a proud showcase of the curiosity, creativity, and academic growth of our students. From insightful articles and engaging narrative stories to expressive poetry and thought-provoking puzzles, every section captures the energetic spirit of our classroom.

We hope this publication inspires every student to keep exploring, asking questions, and expressing their ideas boldly. Education reaches far beyond memorizing facts from a textbook—it is about nurturing individual talents, fostering original thought, and building the confidence to shape a bright future.

- Student Research & Articles: In-depth explorations of modern technology, environmental initiatives, and history.
- Creative Writing & Poetry: Heartfelt verse, narrative fiction, and personal essays that highlight original voices.
- Interactive Mind Benders: Student-designed crosswords, math riddles, and logic puzzles built to challenge readers.
- Visual & Digital Arts Showcase: Highlights of original digital illustrations, graphic design projects, and multimedia concepts.



MATHEMATICS

Mathematics is a journey of discovery, reasoning, and wonder. In Grade 6, students explored Pattern, Lines and Angles, Number Play, Data Handling, and Prime Time, uncovering fascinating ideas through Supercells, the Collatz Sequence, Palindromes, Kaprekar's Constant, factors, multiples, LCM, and HCF. Each topic encouraged learners to question, investigate, identify patterns, solve problems, and communicate their thinking with confidence. More than mastering mathematical concepts, students developed logical reasoning, creativity, precision, perseverance, and critical thinking—skills that empowered them to make connections, embrace challenges, and become confident learners prepared for the mathematics and opportunities of the future.



"The study of mathematics, like the Nile, begins in minuteness but ends in magnificence."

— Charles Caleb Colton

Chapter 1- Patterns in Mathematics

This chapter focuses on identifying, exploring, and understanding patterns in mathematics. Students learn about number patterns and geometric patterns through Fibonacci sequences, triangular numbers, Koch snowflakes, stacked triangles, and stacked squares.

Students Learnt About:

Students learnt to recognize and extend mathematical patterns using numbers and shapes. They explored the Fibonacci sequence and triangular numbers, understood how patterns are formed in stacked triangles and stacked squares, and observed how the Koch snowflake develops through repeated geometric patterns. This chapter helped in developing logical thinking, visual reasoning, and problem-solving skills.

Learning Outcomes:

- Understand and identify mathematical patterns
- Explore and extend the Fibonacci sequence
- Identify and calculate triangular numbers
- Recognize patterns in stacked triangles and stacked squares
- Understand the formation of the Koch snowflake through repeated patterns
- Apply patterns to solve mathematical problems and make predictions

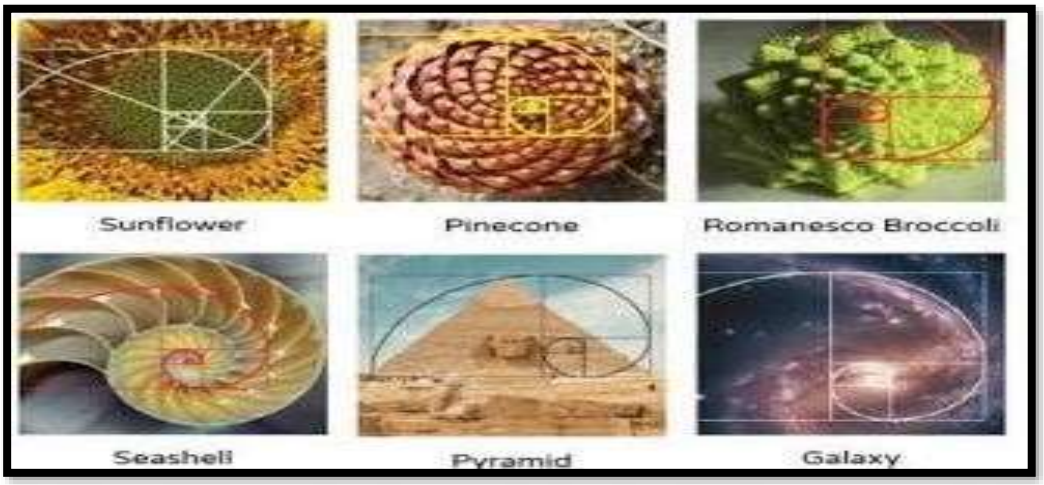

Chapter 2- Lines and Angles

This chapter focuses on understanding and identifying basic geometrical concepts related to lines and angles. Students learn to recognize different types of lines and angles, measure and classify angle, and understand relationships between angles formed by intersecting and parallel lines.

Students Learnt About: Students learnt to identify and draw line segments, lines, and rays, and classify angles as acute, right, obtuse, straight, reflex, and complete angles. They learnt to measure and construct angles using a protractor and identify relationships between angles formed by intersecting lines. Students also explored parallel and perpendicular lines and applied these concepts to solve geometrical problems and real-life situations.



Learning Outcomes:

- Identify and distinguish between lines, line segments, and rays from given figures.
- Classify given angles as acute, right, obtuse, straight, reflex, or complete angles.
- Measure angles accurately using a protractor.
- Draw and construct angles of given measures using a protractor.
- Identify pairs of angles formed by intersecting lines.
- Determine unknown angles using the properties of angles.
- Identify parallel and perpendicular lines in geometric figures and real-life objects.
- Draw parallel and perpendicular lines using appropriate geometrical instruments.
- Apply properties of lines and angles to solve simple problems and justify the answers.



"Geometry is knowledge of what is everywhere."
— Plato

"Every line has a direction, every angle tells a story, and together they reveal the beauty of geometry."

CHAPTER 3-NUMBER PLAY

This chapter focuses on exploring interesting patterns, properties, and relationships in numbers. Students investigate number puzzles and processes through super cells, the Collatz sequence, palindromes, Kaprekar's constant, and patterns involving clocks and calendars.

Students Learnt About:

Students explored how numbers behave under different mathematical rules and operations. They identified and investigated super cells, observed and generated the Collatz sequence, recognized and created palindromic numbers, and explored the special properties of Kaprekar's constant.

Learning Outcomes:

- Identify supercells in given number arrangements and explain the rule used to identify them.
- Identify palindromic numbers and determine whether a given number is a palindrome.
- Create palindromic numbers using given digits and number patterns.



CHAPTER 4 – DATA HANDLING

This chapter focuses on collecting, organizing, representing, and interpreting data in meaningful ways. Students learn to turn raw information into clear visual representations and use data to identify patterns, compare quantities, and draw logical conclusions.

Students Learnt About: Students learnt how to collect and organize data, represent information using tables, pictographs, and bar graphs, and interpret data from different representations. They developed the ability to compare information, identify trends, and communicate conclusions using evidence from the data. This chapter helped in developing analytical thinking, decision-making, and real-life data literacy.



Learning Outcomes:

- Transform raw information into organized tables and appropriate graphical representations.
- Represent and interpret data using pictographs and bar graphs, including choosing suitable scales.
- Compare and analyse data to identify differences, patterns, and trends.
- Infer and justify conclusions by using evidence from tables and graphs.
- Represent survey data using appropriate pictographs, bar graphs, or other suitable representations and label them accurately.
- Analyse election-style data by comparing votes or responses, identifying the highest and lowest values, and calculating differences.
- Interpret data critically to distinguish between what the data directly shows and conclusions that may require further information.
- Communicate evidence-based conclusions from survey or election data using appropriate mathematical language and visual representations.



Chapter 5- Prime Time:

This chapter focuses on understanding the properties and relationships of numbers through factors and multiples. Students explore factorisation, common factors and multiples, and methods for finding the LCM and HCF of numbers.

Students Learnt About: Students learnt to identify factors and multiples of numbers, use factorisation to break numbers into their prime factors, and identify common factors and common multiples. They learnt to find the LCM (Least Common Multiple) and HCF (Highest Common Factor) and applied these concepts to solve problems involving number patterns and everyday situations. This chapter developed numerical reasoning, systematic thinking, and problem-solving skills.



Learning Outcomes:

- Identify and generate factors and multiples of given numbers and distinguish between them.
- Find common factors and common multiples of two or more numbers using systematic methods.
- Perform prime factorisation of numbers and represent numbers as products of prime factors.
- Determine the HCF and LCM of given numbers using appropriate methods and verify the results.
- Apply factors, multiples, HCF, and LCM to solve real-life problems involving grouping, sharing, and recurring events.
- Create number-based patterns, designs, or puzzles using factors, multiples, HCF, and LCM.
- Design and solve real-life mathematical challenges involving grouping, arranging, repeating patterns, or schedules using appropriate factor and multiple concepts.

- Identify and generate the factors and multiples of given numbers and distinguish between the two.
- · Perform prime factorisation of composite numbers using factor trees or repeated division.
- · Identify common factors of two or more numbers and determine the HCF using prime factorisation.
- · Generate and identify common multiples of given numbers and determine their LCM using suitable methods.
- · Apply factors and multiples to solve real-life problems involving equal grouping, sharing, arranging objects, and events that occur at regular intervals.

CONCLUSION

As E-magazine draws to a close, we are reminded that mathematics is far more than numbers, formulas, and calculations—it is a universal language of patterns, logic, creativity, and discovery. Across classrooms, cultures, and continents, mathematical thinking enables us to understand the world, ask meaningful questions, and imagine what is yet to be possible.

Throughout this journey, learners have explored mathematics through patterns, numbers, geometry, data, and real-world applications. Each exploration has encouraged them not simply to find answers, but to think critically, reason confidently, communicate ideas, and approach unfamiliar challenges with curiosity.

In an increasingly interconnected world, these skills extend well beyond mathematics. They nurture the habits of mind needed for innovation, scientific thinking, informed decision-making, and responsible citizenship. Mathematics teaches us that a problem may have more than one pathway, that mistakes can lead to deeper understanding, and that curiosity is often the beginning of discovery.

As the celebrated mathematician Carl Friedrich Gauss aptly expressed:

"Mathematics is the queen of the sciences."

May this E-magazine continue to inspire learners to look at mathematics with wonder, approach challenges with courage, and transform curiosity into creativity. Because mathematics does not simply help us understand the world—it gives us the language to reimagine it.

"An equation for me has no meaning unless it expresses a thought of God."-by Srinivasa Ramanujan.

SCIENCE

The Great Curiosity Quest

Equipped with magnifying glasses, notebooks, and boundless wonder, our Grade Six adventurers set off on a thrilling scientific expedition right across their campus grounds. They began by deciphering nature's wild tapestry, mapping root foundations and tracing intricate leaf veins alongside the vibrant critters sharing their green world. Shifting from the wilderness to the lunchroom, their feast turned into a colourful lab—testing bites for starch and protein, pitting traditional recipes against modern snacks, and building balanced menus to keep ailments at bay. The journey swept onward into the realm of invisible pull, following magnetic needles and mapping attraction fields across mysterious paths. Tracking swift footsteps next, they measured speeds and traced trajectories, unravelling the precise rhythm of motion. Braving hot and cold frontiers, they mastered temperature gauges to feel the pulse of thermal energy. Finally, the team sorted, tested, and unravelled the basic building blocks forming the very matter around us, proving that science is an endless, breathtaking adventure waiting around every corner.



Campus Diversity

One sunny morning, Grade 6 set out across the school grounds to uncover plant and animal habitats, decode leaf venation, and distinguish taproots from fibrous networks. Wandering through damp shaded corners and bright grassy spots, the young nature detectives spotted diverse trees, fluttery insects, and soil critters all sharing the space. They traced net-like leaf webs, inspected root foundations, and observed how various creatures thrive together. By the end of their stroll, the explorers realised that nature's rich variety flourishes right outside the classroom door.









Mindful Bites

Grade Six turned snack break into a lab to explore mindful eating, compare traditional and modern snacks, test for starch and protein, and design deficiency-preventing balanced diets. Opening their lunchboxes, the young food detectives contrasted wholesome traditional bites with heavily processed modern treats, learning how healthy choices power the body. Using iodine droplets and Biuret reagents, they watched samples turn blue-black for starch and violet for protein, unraveling the hidden nutrients on their plates. They then crafted custom meal charts rich in vitamins and minerals to ward off deficiency diseases. By the end, the students discovered that eating mindfully makes nutrition simple, fun, and vital for life.





Kairos
Global School
For a World-Ready Future









Pull of the Unseen

Transforming into physics cartographers, Grade Six stepped into the mysterious realm of unseen forces. Sweeping bar, ring, and horseshoe magnets over various items, the young researchers quickly sorted materials into magnetic and non-magnetic camps. The magic hit when they brought a bar magnet near a compass needle—watching it jump, twirl, and deflect as the unseen magnetic field took over. By observing how the needle hijacked its course and then settled back toward true geographic north, the crew unlocked

the secret to natural navigation.











Tracing the Curves

Stepping into the boots of precision engineers, Grade Six set out to master the art of accurate measurement. Facing the trickiest challenge of all—measuring the winding edge of a leaf and other curved surfaces where rigid rulers fail—the young strategists used fine thread to carefully trace every bend and twist. By straightening the marked string along a standard scale, they unlocked exact lengths down to the millimetre. Through zero-error techniques and keen observation, the crew proved that even the wildest shapes in nature can be measured with absolute precision.

Kairos
Global School
For a World-Ready Future







Sorting the Realm

Stepping into the roles of master curators, Grade Six set out to organize the chaos inside their own pencil cases. By sorting their stationery based on key daily properties—grouping hard rulers, smooth erasers, and flexible lead tins—the young analysts discovered how smart arrangement saves time and makes everyday tasks effortless. The investigation then moved to the lab bench for a solubility test, where they stirred various solids and liquids into water. Watching some substances dissolve smoothly away while others stubbornly floated or settled, the crew unlocked the core principles of solubility and material classification.



Kairos
Global School
For a World-Ready Future









Thermal Detectives

Stepping into the boots of climate scientists, Grade Six set out to decode the secrets of hot and cold. The young investigators began by comparing clinical and laboratory thermometers, analyzing their unique scales and design quirks. Moving on to a hands-on sensory test, they dipped their fingers into warm, cold, and lukewarm water, discovering firsthand how easily human touch can be tricked. By watching how accurate thermometer readings replaced their deceptive senses, the crew learned why precise scientific instruments are vital for measuring true thermal energy.















Flipping the script on traditional learning, Grade Six stepped into the spotlight to run their own vibrant, student-led classrooms. Taking the wheel as young educators, they transformed complex science concepts into interactive games, animated demonstrations, and playful quizzes that had the whole class buzzing with excitement. By leading the lessons themselves, the crew proved that science isn't just trapped inside textbook pages—it lives and breathes in our everyday routines. Through creative teaching and boundless curiosity, these rising stars showed that when you look at the world through an inquisitive lens, learning becomes the ultimate adventure.

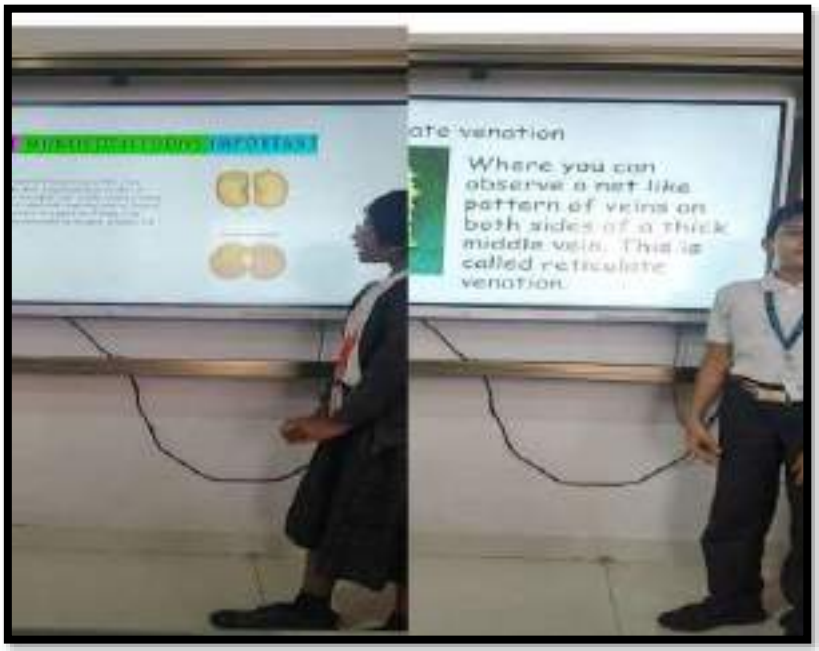




Terrestrial
Planets &
Animals

SOCIAL SCIENCE

Social Science helps students understand people, places, cultures, and the world around them. It teaches them about the past, present, and society we live in. Students learn to respect different cultures and traditions, appreciate diversity, and care for their environment. It also develops critical thinking, kindness, and responsible citizenship, helping them become thoughtful and caring individuals.

Epic Tales Come Alive

Creative Puppet Role-Play

Students brought the characters of the Ramayana and Mahabharata to life through creative puppet shows and storytelling. Using handmade puppets, they enacted famous scenes and portrayed well-known characters from the epics. Students gained a better understanding of important characters, events, and moral values from the two epics.

Students developed creativity, confidence, communication skills, and teamwork while learning about India's rich cultural heritage. Students understood the importance of courage, honesty, respect, duty, and righteousness through the stories they performed.





Poster Making Activity

"Save Water Today, Secure Tomorrow. Every Drop Counts, Every Action Matters!"

Students brought the message of water conservation to life through colourful and creative poster-making. They filled their posters with eye-catching drawings, catchy slogans, and meaningful messages that highlighted the importance of saving water. Through the activity, students learned how water played an essential role in everyday life and how careless wastage affected people and the environment. They explored simple ways to save water at home, at school, and in their surroundings. The activity gave students an opportunity to express their ideas through art while developing their creativity, communication, and environmental awareness. Their colourful posters carried a simple yet powerful message—every drop mattered, and every effort counted!




WELCOME
TO
PAIEDIA
SOCIAL
SCIENCE


Save
WATER
Save water today for a better tomorrow.


SAVE WATER
THE WORLD IS IN YOUR HANDS

From Farm to Service

Discovering the Three Economic Activities

Students turned their learning into a colourful visual journey by creatively presenting Primary, Secondary, and Tertiary Economic Activities. Through drawings and illustrations, they discovered how a farmer grows crops, a factory transforms raw materials, and different service providers help meet our everyday needs. The activity helped students see how these activities are closely connected and play an important role in our daily lives and the economy. It sparked creativity, curiosity, and a better understanding of the world of work.





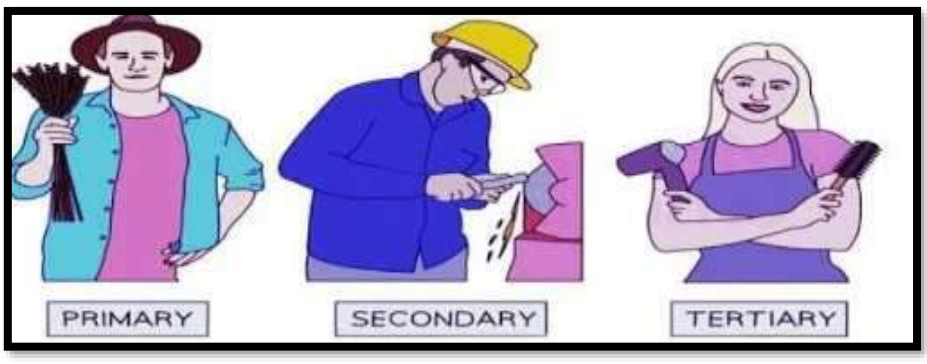

Xuanzang's Journey to India

Exploring Buddhist Sites and Ancient India

Students stepped into the shoes of young historians as they explored the fascinating journey of Hiuen Tsang, the famous Chinese traveller who visited India in search of Buddhist knowledge. Through pictures, maps, and interesting facts, they traced his journey and discovered the important Buddhist sites he visited. The activity helped students understand how his detailed accounts became valuable sources of information about ancient India's culture, education, and way of life. It encouraged curiosity, strengthened research skills, and brought India's rich heritage closer to the classroom.



From Calm to Eruption!

A Simple Experiment on Natural Disasters

Students turned their Social Studies classroom into a mini disaster-learning zone as they recreated a volcanic eruption using vinegar, baking soda, colour, and oil. With excitement, they watched their model volcano bubble and erupt, bringing the concept of a natural disaster to life. The activity helped students connect their colourful classroom experiment with real volcanic eruptions. They explored how volcanic eruptions affected people, settlements, land, and the environment, while also understanding the importance of preparedness and safety during natural disasters. The colourful eruption made learning come alive and helped students connect classroom knowledge with the world around them







COMPUTER

Computers are powerful and versatile electronic devices that play an important role in education and everyday life. They help students search for information, attend online classes, watch educational videos, and use digital learning resources. Computers can be used to create documents, presentations, spreadsheets, drawings, and school projects. They also help us communicate through email, share information, and collaborate with others online. By using computers effectively and responsibly.

Internet Services

Students developed a better understanding of the Internet and its services and learned about the history and development of the Internet. They understood the concept of the World Wide Web (WWW) and learned how websites and web pages helped users access and share information. Students learned the purpose and importance of Mail Merge in Microsoft Word and understood how it could be used to create multiple personalised documents quickly and accurately.

Using Mail Merge

Students practised inserting merge fields into the main document and understood how these fields automatically displayed different information for each recipient. They learned how to preview the merged documents, check the information, and complete the merge to create individual letters, invitations, labels, or certificates. Through practical activities, students developed confidence in using Mail Merge to save time and organise information efficiently.

More on PowerPoint

Students also explored advanced features of Microsoft PowerPoint and learned how to use Ink Equation to write mathematical equations, Ink Annotations to highlight or mark important points during a presentation, and the Slide Zoom feature to navigate between slides in an interactive way. They learned how to use Screen Recording to record computer activities and include recordings in presentations.

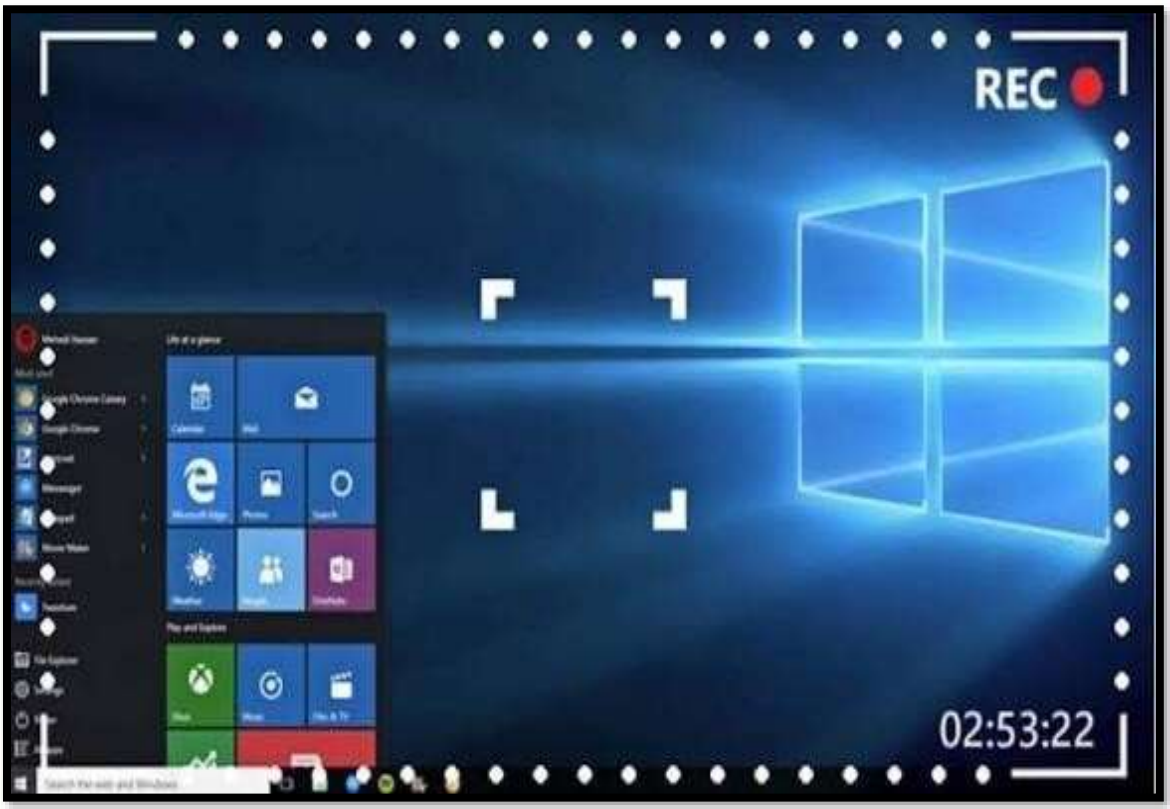

Introduction To Excel

Students were introduced to Microsoft Excel and understood the purpose of spreadsheets. They learned about workbooks, worksheets, rows, columns, cells, and cell references. They also learned how to enter and organize data in cells using simple formatting techniques. Students practiced creating and saving spreadsheets while becoming familiar with the basic Excel interface.

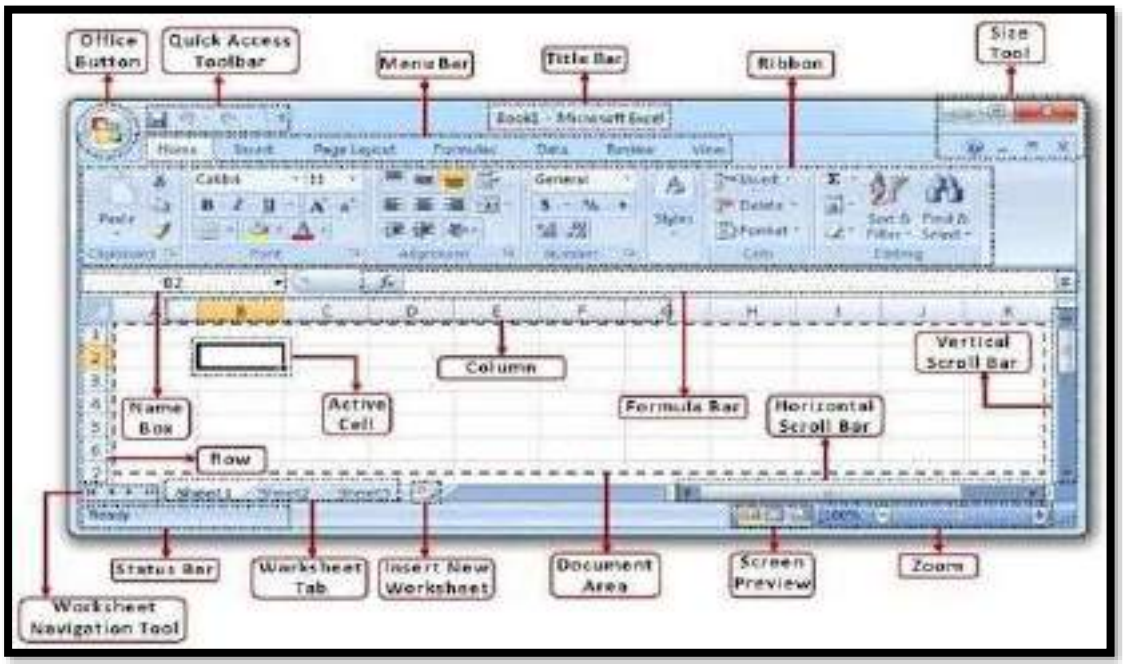



Overall, students expanded their knowledge of computers and developed a deeper understanding of how technology could support their learning and everyday activities. In addition, they were introduced to Microsoft Excel and learned the basic concepts of spreadsheets, worksheets, cells, rows, columns, and cell references.

Through hands-on activities and regular practice, students improved their creativity, organisation, problem-solving, and digital skills and became more confident in using technology independently and responsibly.

ई-पत्रिका

कक्षा :6 **विषय : हिंदी**

****

हिंदी भारत की प्रमुख भाषाओं में से एक है और यह दुनिया की सबसे अधिक बोली जाने वाली भाषाओं में शामिल हैं। यह भारत की राजभाषाओं में से एक है और देवनागरी लिपि में लिखी जाती है।

विशेषताः हिंदी में संस्कृत, अरबी, फ़ारसी, तुर्की और अंग्रेज़ी के अनेक शब्द पाए जाते हैं।
साहित्यः हिंदी साहित्य में कबीर, तुलसीदास, प्रेमचंद, महादेवी वर्मा और रामधारी सिंह 'दिनकर जैसे महान साहित्यकार हुए हैं।
महत्त्व: हिंदी का उपयोग शिक्षा, प्रशासन, समाचार, फिल्मों, टेलीविज़न और दैनिक बातचीत में व्यापक रूप से होता है।
हर वर्ष 14 सितंबर को हिंदी दिवस मनाया जाता है। हिंदी केवल संचार का माध्यम ही नहीं, बल्कि भारतीय संस्कृति, इतिहास और भावनाओं को व्यक्त करने वाली समृद्ध भाषा भी है।मातृभूमि पाठ में कवि ने अपनी जन्मभूमि और देश के प्रति प्रेम, सम्मान और गर्व की भावना व्यक्त की है। कति के लिए मातृभूमि केवल रहने की जगह नहीं है, बल्कि वह माँ के समान पूजनीय और प्रिय है। कवि अपनी मातृभूमि की प्राकृतिक सुंदरता, हरियाली, नदियों, पर्वतों, खेतों और सुंदर वातावरण का वर्णन करता है। देश की धरती हमें अन्न, जल और जीवन के लिए आवश्यक अनेक चीजें प्रदान करती है। इसलिए कवि मातृभूमि के प्रति कृतज्ञता व्यक्त करता है। पाठ में देश की वीरता और महानता को भी बताया गया है। भारत कीधरती ने अनेक वीरों और महान व्यक्तियों को जन्म दिया है, जिन्होंने देश की रक्षा और सम्मान के लिए अपना जीवन तक बलिदान कर दिया। कवि देशवासियों में भी साहस, एकता, त्याग और देशभक्ति की भावना जगाना चाहता है।कवि का मानना है कि हमें अपनी मातृभूमि से सच्चा प्रेम करना चाहिए और उसके विकास के लिए ईमानदारी से कार्य करना चाहिए। केवल देश से प्रेम करने की वातें करना पर्याप्त नहीं है, बल्कि हमें अपने कर्तव्यों का पालन, प्रकृति की रक्षा, देश की संपति की सुरक्षा और समाज के प्रति जिम्मेदारी निभानी चाहिए।

गोल' पाठ प्रसिद्ध हॉकी खिलाड़ी मेजर ध्यानचंद के जीवन और उनकी अद्भुत हॉकी प्रतिभा पर आधारित है। इस पाठ में उनके बचपन से लेकर एक महान हॉकी खिलाड़ी बनने तक की यात्रा को रोचक ढंग से प्रस्तुत किया गया है।

ध्यानचंद को बचपन में हॉकी खेलने में विशेष रुचि नहीं थी, लेकिन धीर-धीर उनका खेल के प्रति लगाव बढ़ता गया। उन्होंने कठिन अभ्यास और लगन से हॉकी खेलना सीखा। उनकी गेंद पर इतनी अच्छी पकड़ थी कि वे मैदान में गेंद को अपने नियंत्रण में रखते हुए विरोधी खिलाड़ियों को आसानी से चकमा दे देते थे। उनके शानदार खेल को देखकर लोग आश्चर्यचकित रह जाते थे।ध्यानचंद की प्रतिभा और मेहनत के कारण वे भारतीय हॉकी टीम का हिस्सा बने। उन्होंने देश के लिए अनेक महत्वपूर्ण मैच खेले और भारत को अंतरराष्ट्रीय स्तर पर गौरव दिलाया। उनके खेल की सबसे बड़ी विशेषता उनकी एकाग्रता, अनुशासन, अभ्यास और टीम भावना थी।



पाठ में एक छोटी-सी बूँद के माध्यम से प्रकृति, जल के महत्व और जीवन में छोटे-छोटे तत्वों की उपयोगिता को समझाया गया है। पाठ में बूँद को केवल पानी की एक छोटी मात्रा नहीं माना गया है, बल्कि उसे जीवन का महत्वपूर्ण आधार बताया गया है।एक छोटी-सी बूँद देखने में बहुत छोटी लगती हैं, लेकिन जब ऐसी अनेक बूँदें एक साथ मिलती हैं तो वे तालाब, नदी और समुद्र का रूप ले सकती हैं। इसी प्रकार जीवन में छोटी-छोटी चीजें मिलकर बड़े परिणाम उत्पन्न करती हैं।

पाठ में जल के महत्व को समझाते हुए बताया गया है कि पानी के बिना जीवन संभव नहीं है। पेड़-पौधे, पशु-पक्षी और मनुष्य सभी जल पर निर्भर हैं। वर्षा की बूँदें धरती को सींचती हैं और खेतों में फसलें उगाने में सहायता करती हैं।

यह पाठ हमें पानी को व्यर्थ न बहाने और उसका संरक्षण करने की प्रेरणा देता है। साथ ही यह संदेश भी देता है कि हमें किसी छोटी वस्तु या व्यक्ति को महत्वहीन नहीं समझना चाहिए, क्योंकि छोटी-सी वीज भी उचित स्थान पर बहुत महत्वपूर्ण भूमिका निभा सकती है।



हार की जीत' प्रसिद्ध लेखक सुदर्शन की कहानी है। इस कहानी में बाबा भारती, उनका घोड़ा सुलतान और खड्गसिंह मुख्य पात्र हैं। कहानी के माध्यम से लेखक ने दयालुता, विश्वास, मानवता और दूसरों के प्रति संवेदनशीलता का महत्व बताया है।बाबा भारती के पास एक बहुत सुंदर और तेज घोड़ा था, जिसका नाम सुलतान था। बाबा भारती अपने घोड़े से बहुत प्रेम करते थे। वे उसे स्वयं घुमाने ले जाते थे और उसकी देखभाल करते थे। खड्गसिंह नाम का एक डाकू सुलतान को देखकर बहुत प्रभावित हुआ और वह घोड़े को प्राप्त करना चाहता था।एक दिन खड्गसिंह ने अपाहिज व्यक्ति का रूप बनाकर बाबा भारती से सहायता माँगी। बाबा भारती दयालु थे, इसलिए उन्होंने उस व्यक्ति को अपने घोड़े पर बैठा लिया। लेकिन कुछ दूर जाने के बाद खड्गसिंह ने घोड़ा छीन लिया और अपने असली रूप में आ गया। बावा भारती बहुत दुखी हुए, लेकिन उन्होंने खड्गसिंह से केवल एक बात कही कि इस घटना को किसी के सामने मत बताना। उनका डर था कि यदि लोगों को यह पता चल गया कि एक अपाहिज की सहायता करने पर घोड़ा छीन लिया गया, तो लोग भविष्य में किसी जरूरतमंद की सहायता करना बंद कर देंगे।



दोहे' पाठ में संत कवियों द्वारा रचित दोहों के माध्यम से जीवन के महत्वपूर्ण नैतिक मूल्यों और व्यवहारिक शिक्षाओं को समझाया गया है। दोहे छोटे होते हैं, लेकिन उनमें बहुत गहरा अर्थ छिपा होता है।दोहों में मनुष्य को अच्छे कर्म करने, मधुर वाणी बोलने, अहंकार से दूर रहने और अपने व्यवहार को सुधारने की प्रेरणा दी गई है। इनमें यह भी बताया गया है कि हमें दूसरों की कमियाँ देखने से पहले अपनी कमियों को पहचानकर उन्हें दूर करने का प्रयास करना चाहिए।

दोहों के माध्यम से समय का महत्व, ज्ञान, धैर्य, प्रेम, विनम्रता और अच्छे संग की उपयोगिता बताई गई है। मनुष्य को विपरीत परिस्थितियों में भी धैर्य नहीं खोना चाहिए और अपने लक्ष्य की ओर लगातार आगे बढ़ते रहना चाहिए।



मेरी माँ पाठ में लेखक ने अपनी माँ के प्रति प्रेम, सम्मान और कतज्ञता की भावनाओं को व्यक्त किया है। माँ को परिवार का आधार बताते हुए उनके त्याग, मगता और संघर्षपूर्ण जीवन का भावपूर्ण वर्णन किया गया है। माँ अपने बच्चों के लिए अनेक कठिनाइयाँ सहती हैं। वे बच्चों की आवश्यकताओं का ध्यान रखती हैं और उनके सुख के लिए अपनी इच्छाओं का त्याग करती हैं। बच्चों की छोटी-सी खुशी भी माँ के लिए बहुत बड़ी खुशी होती है। माँ का प्रेम निस्वार्थ होता है और वह अपने बच्चों से किसी बदले की अपेक्षा नहीं करती।

पाठ में माँ के स्नेह, ममता, धैर्य, त्याग और संस्कार देने वाली भूमिका को विशेष रूप से बताया गया है। माँ केवल बच्चे की देखभाल ही नहीं करती, बल्कि उसे सही और गलत का अंतर समझाती है तथा जीवन में अच्छे संस्कार देती है।

लेखक को अपनी माँ के साथ बिताए हुए समय और उनसे मिली सीख का गहरा प्रभाव है। माँ की बातें और उनके संस्कार जीवनभर बच्चे के साथ रहते हैं। इसलिए लेखक माँ को अपने जीवन में अत्यंत महत्वपूर्ण स्थान देता है।

यह पाठ हमें यह समझाता है कि माँ का प्रेम दुनिया के सबसे अनमोल रिश्तों में से एक है।











ఆరవ తరగతి న్యూస్ లెటర్

కుటుంబ విలువలు (వర్ణమాల - పునశ్చరణ) మన జీవితంలో కుటుంబం చాలా కీలకమైన పాత్ర వహిస్తుందని, ప్రసిద్ధ పండితుడు చాణక్యుడు చెప్పినట్లు "కుటుంబమే మనకు మొదటి పాఠశాల" అని ఈ పాఠం వివరిస్తుంది. కుటుంబంలో తల్లిదండ్రులు, ఉపాధ్యాయులు మరియు పెద్దల పట్ల గౌరవం, ఆప్యాయతలు కలిగి ఉండడం ద్వారా మంచి ప్రవర్తన అలవడుతుందని తెలియజేస్తుంది. దీనితో పాటు భాషా నైపుణ్యాల కోసం వర్ణమాలను పునశ్చరణ చేస్తూ, అ నుండి ఔ వరకు ఉన్న అచ్చులు మరియు క నుండి ఱ వరకు ఉన్న హల్లుల కలయిక ద్వారా కొత్త పదాలు, స్పష్టమైన వాక్యాలు ఏ విధంగా తయారు చేయాలో నేర్పిస్తుంది.



ఆరవ తరగతి న్యూస్ లెటర్

మనమంతా ఒక్కటే (సరళ పదాలు - పునశ్చరణ) భారతదేశం విభిన్న సంస్కృతులు, ఆచారాలు మరియు సంప్రదాయాలకు నిలయమని ఈ పాఠం చాటి చెబుతుంది. మన దేశంలో రకరకాల రంగులు, వేర్వేరు భాషలు, రకరకాల మతాలు, కులాలు మరియు విభిన్నమైన వేషధారణలు కలిగిన ప్రజలు నివసిస్తున్నప్పటికీ, మన అందరి శరీరాల్లో ప్రవహించే రక్తం ఒక్కటేనని మరియు మనమంతా భారతీయులమనే భావన కలిగి ఉండాలని స్పష్టం చేస్తుంది. విభిన్నతలో ఏకత్వాన్ని ప్రదర్శిస్తూ, కలసిమెలిసి జీవిస్తూ ఐకమత్యాన్ని, సంఘ శక్తిని చాటి చెబుతూ దేశ గౌరవాన్ని పెంచాలని ప్రబోధిస్తుంది.



ఆరవ తరగతి న్యూస్ లెటర్

వానాకాలం (గుణింతాలు - పునశ్చరణ) వర్షాకాలం రాకతో ప్రకృతిలో సంభవించే అందమైన మరియు సంతోషకరమైన మార్పులను ఈ పాఠం ఎంతో వర్ణనాత్మకంగా వివరిస్తుంది. ఆకాశంలో నల్లని మేఘాలు ముసురుకుని, ధగధగ మెరిసే మెరుపులు, బడబడమని వచ్చే ఉరుములతో చిటపట చినుకులు పడటం ప్రారంభమై, వాగులు, వంకలు, చెరువులు, గుంటలు నీటితో నిండిపోతాయి. కప్పల బెకబెకలు, పిల్లలు నీటిలో పేపర్ పడవలు వేస్తూ ఆడుకునే ఆటపాటలతో పరిసరాలు కోలాహలంగా మారడమే కాకుండా, భూమి తడిసి పచ్చని పంటలతో సుభిక్షంగా మారుతుందని తెలియజేస్తుంది.



ఆరవ తరగతి న్యూస్ లెటర్

చిట్టి మొక్క (ద్విత్వాక్షరాలు - పునశ్చరణ) సరిత అనే ఒక చిన్న బాలిక కథ ద్వారా ప్రకృతిని ప్రేమించడం మరియు పర్యావరణాన్ని సంరక్షించడం ప్రతి ఒక్కరి బాధ్యత అని ఈ పాఠం తెలియజేస్తుంది. సరిత దారిలో నడుచుకుంటూ వెళ్తుండగా ఈదురు గాలులకు విరిగి కిందపడిపోయిన ఒక చిన్న మొక్కను చూసి, ఏమాత్రం నిర్లక్ష్యం చేయకుండా తక్షణమే స్పందిస్తుంది. తన దగ్గరున్న కర్ర, తాడు సహాయంతో ఆ మొక్కను నిటారుగా కట్టి, మొదట్లో పాదు తీసి నీళ్ళు పోసి దానికి కొత్త ప్రాణం పోస్తుంది. ఈ పాఠం ద్వారా మనం కూడా చెట్లను నాటడమే కాక, వాటిని కాపాడాలని గ్రహించవచ్చు.



ఆరవ తరగతి న్యూస్ లెటర్

కోతి బుద్ధి (సంయుక్త, సంశ్లేషాక్షరాలు - పునశ్చరణ) ఒక ఊరిలో దేవాలయ నిర్మాణం కోసం వడ్రంగులు పెద్ద కర్ర మొద్దును రంపంతో సగం కోసి, అది మూసుకుపోకుండా మధ్యలో ఒక చెక్క మేకు కొట్టి భోజనానికి వెళ్లిన సందర్భంలో జరిగిన సంఘటనను ఈ పాఠం కథగా వివరిస్తుంది. అక్కడికి వచ్చిన ఒక కోతి ఆ దూలంపై కూర్చుని, తన తోక సందులో ఉందనే విషయాన్ని గమనించకుండా కుతూహలంతో ఆ మేకును బలంగా పైకి లాగడంతో తోక చిక్కుకుని ప్రాణాలు కోల్పోతుంది. దీని ద్వారా మనం ఎప్పుడూ మనకు సంబంధం లేని పనుల్లోఆలోచించకుండా జోక్యం చేసుకోకూడదని నీతిని తెలుసుకోవచ్చు.





Kairos
GLOBAL SCHOOL
For a World-Ready Future

Newsletter

2026-2027

Grade-7

GRADE-7

ENGLISH

The English Enquirer: Master the Power of Words

The Evolution of Language: How English Shapes Global Communication

Language is far more than a tool for speaking—it is a living, breathing system that evolves alongside human history. In Grade 7 English, exploring the origins of words (etymology) and language patterns reveals how Latin, Germanic, and modern digital influences have built today's global vocabulary. Studying the mechanics of language strengthens reading comprehension, sharpens written expression, and builds critical thinking skills necessary for analyzing complex texts.

Beyond basic grammar, mastering English literacy equips students with persuasive power and cultural awareness. Analyzing varied genres—from historical speeches to modern editorials—teaches young learners how authors manipulate tone, sentence structure, and vocabulary to influence audiences. Understanding these linguistic strategies transforms students into analytical readers and articulate communicators ready to express original ideas with precision.

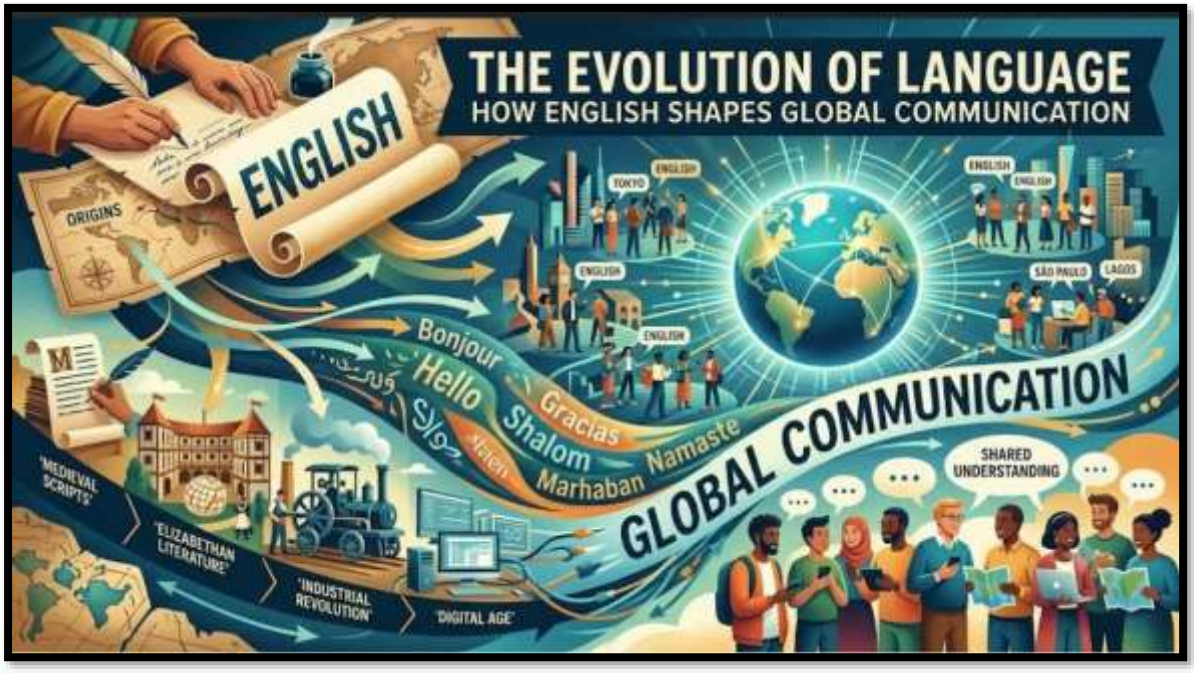

POETRY CORNER

The craft of writing poetry goes far beyond placing rhyming words on a page; it is a vibrant brushstroke of imagination and perception. It turns simple daily observations into extraordinary discoveries, offering quiet reflection and fresh perspective. Poetry invites us to pause and view our surroundings through a lens of metaphor, rhythm, and wonder.

Learning Outcomes for Poetry

- Understanding and Interpretation
- Identify Literary Devices: Recognize similes, metaphors, hyperbole, personification, and alliteration within a stanza.
- Analyze Visual Imagery: Trace how sensory details engage sight, sound, touch, taste, and smell to build deeper meaning.

Language and Expression

Examine Structural Metrics: Identify meter, stanza structure (couplets, quatrains), and rhyme schemes (e.g., ABAB, AABB). Expressive Oral Reading-Recite verse aloud using clear articulation, proper pacing, and intentional cadence.



Two roads diverged in a yellow wood,

And sorry I could not travel both

And be one traveler, long I stood

And looked down one as far as I could

To where it bent in the undergrowth;

Then took the other, as just as fair,

SHORT STORY

"David Meets His Aunt" (adapted from David Copperfield by Charles Dickens)

After his mother passed away, young David Copperfield was sent to work in a harsh factory in London. Unable to bear the cruel working conditions and neglect, ten-year-old David decided to escape. He set off on a grueling, six-day journey on foot all the way to Dover to seek out his only surviving relative—his great-aunt, Miss Betsey Trotwood.

When David finally arrived at his aunt's cottage, he was in a pitiful state—his clothes were tattered and filthy, his shoes were worn out, and his face was dirty and sun burnt. Miss Betsey, an eccentric and stern-looking woman who disliked boys, was working in her garden. Seeing a ragged child approaching her lawn, her immediate reaction was to wave him away, shouting, "Go away! No boys allowed here!"

Desperate and exhausted, David stood his ground and spoke up:

" Please, aunt, I am David Copperfield. I am your nephew."

He explained how he had been robbed at the start of his journey and had walked for days without proper food or a place to sleep. Upon hearing his identity and seeing his miserable condition, Miss Betsey was overcome with shock. Her stern exterior softened, and she immediately rushed him inside her house.



FUN & LEARNING

Riddles

1. Riddle: I am a punctuation mark that shows strong emotion or high volume, but if you overspend me, your writing looks like a shout. What am I? An Exclamation Mark (!)

2. Riddle: I am a word that means the opposite of another word, yet without me, vocabulary would lose its contrast. What am I? An Antonym

3. Riddle:I hold a collection of synonyms and antonyms to enrich your writing, but I am not a standard dictionary. What am I? A Thesaurus

Cognitive Development:

- Critical Thinking: Sharpens spatial awareness, out-of-the-box reasoning, and the ability to spot complex trends.
- Problem-Solving Skills: Enhances analytical deduction and systematic trial-and-error using engaging language challenges.
- Memory and Recall:Boosts active information retrieval and vocabulary connections through interactive exercises.

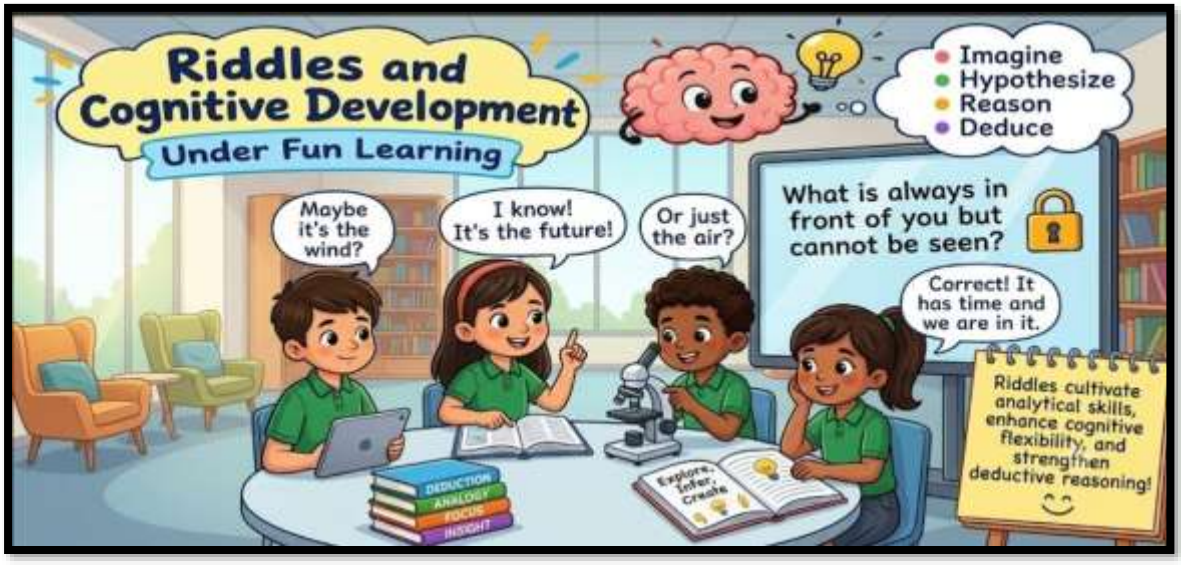

CREATIVE WRITING

Notice Writing: Inter-House Storytelling Competition

Kairos Global School

NOTICE
18th September 2026
Inter-House Storytelling Competition

This is to inform all students from Grades 6 to 8 that the Department of English is organizing an Inter-House Storytelling Competition on 2nd October 2026 in the School Auditorium from 10:00 AM to 1:00 PM.

The theme for this year's competition is "Tales of Courage and Wonder." Interested students must register their names with their respective House Captains by 25th September 2026. Each participant will be allotted a maximum of 4 minutes to present their story. Judgment will be based on expression, voice modulation, content, and time management.
For further details, please contact the undersigned.
Ananya Sharma
Head Girl, English Literary Club

Learning Outcomes & Educational Value:

Format Precision: Students master the formal layout of a notice, including organizational name, heading, date, clear title, body, and official sign-off. Concise Communication: Teaches students to communicate essential information clearly using the 5 Ws (What, Who, When, Where, and Whom to contact) without unnecessary fluff.





ART GALLERY

Art is the visual mirror of a student's inner imagination. In this section, our Grade 7 English students showcase visual representations of famous literary scenes, poetic metaphors, and character studies using watercolor washes, pencil sketches, and digital illustration. Pairing literature with visual art enhances spatial comprehension, deepens thematic understanding, and offers a creative outlet for textual interpretation.









The Power of Words: Grade 7 Explores the World of Adjectives

Grade 7 students recently engaged in a dynamic, hands-on grammar activity focused on understanding and applying adjectives. By creating visual bubble maps, they placed ADJECTIVES at the center of their posters and extended radiating circles to categorize each type alongside vivid vocabulary examples.



This interactive exercise transformed abstract grammar concepts into an engaging visual art project. Working individually and in small groups, students selected distinct color codes for each branch of the mind map, demonstrating how descriptive language enhances everyday communication and creative writing.







CLOSING NOTE

This e-magazine stands as a proud showcase of the linguistic growth, creative writing, and analytical skills of our Grade 7 English students. From literary analysis and original narrative fiction to poetic explorations and grammar challenges, every section captures our shared dedication to mastering the written word.

We hope this publication inspires every student to read critically, write passionately, and communicate clearly. Literacy reaches far beyond memorizing rules—it is about nurturing individual expression, building strong vocabulary, and fostering the confidence to share your voice with the world.

Student Research & Essays: Explorations of literary themes, linguistic history, and persuasive arguments.

Creative Writing & Poetry: Original short stories, descriptive prose, and expressive poetry featuring diverse literary devices.

Interactive Mind Benders: Student-created vocabulary crosswords, literary riddles, and editing puzzles.

Visual & Literary Showcase: Student illustrations, storyboards, and visual book reviews bringing prose to life.

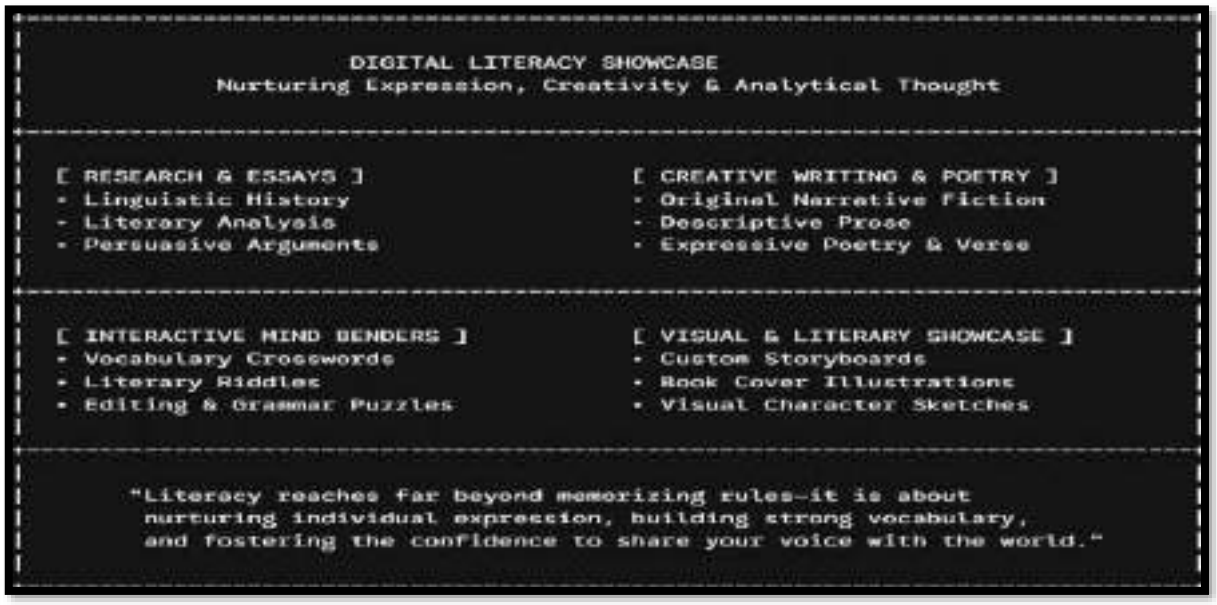

MATHEMATICS

Welcome to a world where mathematics becomes a language of curiosity, reasoning, and discovery. This Grade 7 Mathematics E-Magazine presents the learning journey of our students through the CBSE curriculum, enriched with an international perspective that connects mathematical concepts to real-life contexts and future-ready skills. Across the chapters, learners move beyond memorising procedures to question, investigate, analyse, reason, and communicate mathematically. They explore numbers, algebra, Integers, Fractions, Decimals, Rational numbers and Exponents and Powers highlighting their applications while developing critical thinking, problem-solving, creativity, precision, and mathematical communication. Each learning experience encourages students to make meaningful connections between classroom mathematics and the world around them, nurturing confident, independent learners who are prepared to approach unfamiliar challenges with curiosity and resilience. This magazine reflects not only what our students have learnt, but also how they are learning to think like mathematicians.



CHAPTER 1: INTEGERS

Integers extend students' understanding of numbers through positive and negative values, helping them recognise how numbers represent change and direction in real-life situations. Students explore integers on the number line, compare and order them, and perform the four basic operations. Through these they approach real time practical problems.

Students Learnt About:

- Positive and negative integers
- Number-line representation
- Comparing and ordering integers
- Operations on integers
- Real-life applications of integers

Study Outcomes:

- Represent, compare, and order integers.
- Perform operations with integers accurately.
- Apply integer concepts to real-life situations.
- Reason and solve problems using appropriate strategies.
- Communicate mathematical thinking clearly.





CHAPTER 2: FRACTIONS

Fractions help students see how parts come together to create meaningful wholes and relationships. Through exploring equivalent fractions, comparison, and operations, students develop flexible ways of thinking and representing quantities. They connect fractional ideas to everyday contexts such as sharing, measurement, time, and proportion. This journey strengthens precision, reasoning, problem-solving, and mathematical creativity.

Students Learnt About:

- Equivalent and simplest forms of fractions
- Comparing and ordering fractions
- Addition and subtraction of fractions
- Multiplication and division of fractions
- Fractions in real-life contexts

Study Outcomes:

- Represent and interpret fractions confidently.
- Simplify, compare, and order fractions accurately.
- Apply operations with fractions to solve problems.
- Choose appropriate strategies and justify solutions.

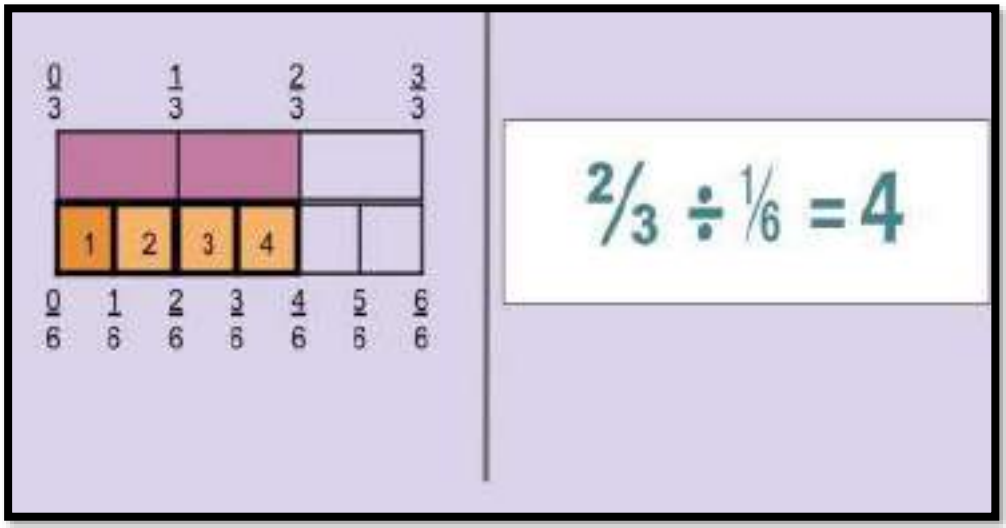

CHAPTER 3: DECIMALS

Decimals help students' express quantities, measurements, and values with greater precision. Students explore place value, compare and order decimals, and perform operations while connecting mathematical ideas to measurement, money, data, science, and technology. Through practical applications, decimals become a powerful tool for making accurate calculations and interpreting real-world information.

Students Learnt About:

- Place value and representation of decimals
- Comparing and ordering decimals
- Addition, subtraction, multiplication, and division
- Converting between fractions and decimals
- Applications of decimals in measurement, money, and data

Study Outcomes:

- Apply decimals accurately in scientific measurements and experiments.
- Analyse decimal data to identify patterns and make informed conclusions.
- Use decimal calculations in technology, engineering, and real-world problem-solving.
- Design and measure accurately in STEAM-based projects and creative tasks.
- Communicate and justify solutions using precise mathematical reasoning.

Ten Thousands	Thousands	Hundreds	Tens	Ones	Tenths	Hundredths	Thousandths	Ten Thousandths
10,000	1,000	100	10	1	$\frac{1}{10}$	$\frac{1}{100}$	$\frac{1}{1,000}$	$\frac{1}{10,000}$

CHAPTER 4: RATIONAL NUMBERS

Rational numbers extend students' understanding of numbers by bringing integers, fractions, and decimals into one connected system. Students explore how rational numbers can represent quantities, comparisons, ratios, and real-life measurements, while developing greater confidence with mathematical operations and reasoning.

Students Learnt About:

- Meaning and representation of rational numbers
- Positive and negative rational numbers
- Comparing and ordering rational numbers
- Addition, subtraction, multiplication, and division
- Real-life applications of rational numbers

Study Outcomes:

- Represent and interpret rational numbers in different forms.
- Compare and order rational numbers accurately.
- Perform operations with rational numbers using appropriate strategies.
- Apply rational numbers to problems involving measurement, science, finance, and data.
- Reason, analyse, and communicate mathematical solutions with precision.



CHAPTER 5: POWERS AND EXPONENTS

Powers and exponents provide a powerful language for representing repeated multiplication in a compact and meaningful way. Students explore powers, bases, and exponents, discover the laws of exponents, and use them to simplify and represent large and small quantities. These ideas build strong foundations for scientific notation, computing, measurement, and mathematical modelling.

Students Learnt About:

- Powers, bases, and exponents
- Positive and zero exponents
- Laws of exponents
- Simplifying exponential expressions
- Applications in science and technology

Study Outcomes:

- Represent repeated multiplication using powers and exponents.
- Apply the laws of exponents to simplify expressions.
- Analyse numerical relationships involving powers efficiently.
- Use exponential notation in scientific and technological contexts.
- Apply mathematical reasoning to solve STEM-based problems involving very large or small quantities

Formula	Example
$a^m \times a^n = a^{m+n}$	$2^5 \times 2^3 = 2^8$
$a^m \div a^n = a^{m-n}$	$5^7 \div 5^3 = 5^4$
$(a^m)^n = a^{m \times n}$	$(10^3)^7 = 10^{21}$
$a^1 = a$	$17^1 = 17$
$a^0 = 1$	$34^0 = 1$
$\left(\frac{a}{b}\right)^m = \frac{a^m}{b^m}$	$\left(\frac{5}{6}\right)^2 = \frac{25}{36}$
$a^{-m} = \frac{1}{a^m}$	$9^{-2} = \frac{1}{81}$

Chapter 6: Algebraic Expressions

Algebraic expressions help students move from working with known numbers to representing unknown quantities, patterns, and relationships using symbols. Students explore variables, constants, coefficients, terms, and like terms, learning to form, simplify, and interpret expressions. This chapter develops abstract thinking, logical reasoning, and mathematical communication, creating a strong foundation for equations, functions, and future STEM learning.

Students Learnt About:

- Variables, constants, coefficients, and terms
- Formation and interpretation of expressions
- Like and unlike terms
- Simplifying algebraic expressions
- Addition and subtraction of expressions

Study Outcomes:

- Represent real-life situations using algebraic expressions.
- Identify and classify the components of an expression.
- Simplify expressions accurately by combining like terms.
- Analyse patterns and relationships using algebraic notation.
- Apply algebraic reasoning to solve problems and communicate mathematical ideas clearly.



CHAPTER 7: SOLVING LINEAR ALGEBRAIC EQUATIONS

Linear equations introduce students to the idea of using mathematical reasoning to uncover an unknown value. Students learn to maintain equality while performing operations on both sides of an equation, developing a clear understanding of balance and logical sequence. By connecting equations with real-life situations, learners strengthen their problem-solving, reasoning, and analytical thinking skills.

Students Learnt About:

- Linear equations in one variable.
- Equality and balancing equations.
- Solving equations using inverse operations.
- Equations involving brackets and simple fractions.
- Forming equations from word problems.

Study Outcomes:

- Solve linear equations systematically and accurately.
- Apply inverse operations while maintaining equality.
- Form equations from real-life situations.
- Verify and justify solutions using mathematical reasoning.
- Apply algebraic thinking to solve unfamiliar and practical problems

CONCLUSION

Mathematics does not end when the lesson ends—it continues in the way we measure, compare, design, predict, analyse, create, and make decisions every day. From managing time and money to understanding technology, architecture, science, data, and the world around us, mathematics quietly shapes the choices and innovations that move society forward.

As we step into a future driven by Artificial Intelligence, data science, engineering, medicine, finance, space exploration, architecture, technology, and creative industries, mathematical thinking becomes more valuable than ever. It teaches us not only to find answers, but to ask better questions, recognise patterns, think logically, solve unfamiliar problems, and transform ideas into possibilities.

"Mathematics is the language with which God has written the universe."- Galileo

"The essence of mathematics is not to make simple things complicated, but to make complicated things simple."

— S. Gudder

SCIENCE

From Kitchen Labs to Cosmic Pathways

Science isn't just a subject—it's an adventure of asking "Why?" and "How?" about the world around us. This year in Grade 7, students step out of passive learning and into the shoes of young researchers, engineers, and environmental stewards through the NCERT *Curiosity* Science Curriculum.

Did You Know Your Kitchen is a Chemistry Lab? A Quick Tour of Acids, Bases, and Neutral Wonders!

Ever wondered why lemon juice makes you pucker, or why soap feels slippery? In our latest science exploration, we unlocked the colourful secrets of everyday liquids by testing whether they are acidic, basic, or neutral. Here is a recap of the fun hands-on activities we tackled!
Forget high-tech lab equipment—nature gives us the best science tools!

What We Did: We created our own colour-changing indicators using turmeric paste, hibiscus petals, and classic litmus paper, then tested everyday items like vinegar, baking soda, and tap water.





Unlocking the Power: Circuits & Components!

Bright Minds, Glowing Bulbs, and the Magic of Moving Electrons.

Have you ever flipped a light switch and wondered what happens behind the wall in a fraction of a second? In our latest science adventure, we dove into the world of Electricity: Circuits and their Components to see how energy flows and powers our everyday lives. Here is a look at the hands-on activities that lit up our classroom!

What We Did: Using a single electric cell, connecting copper wires, a small bulb, and a switch, we experimented with connecting the circuit in different ways.



Real engineers don't draw pictures of lightbulbs and batteries- They use a universal symbol language.
Stay curious and eep connecting those circuits

From Shiny Conductors to Soft Insulators

Exploring the Building Blocks of Our World.

Have you ever wondered why cooking pans are made of metal, but their handles are made of plastic or wood? Or why a copper bell rings clearly while a piece of coal crumbles when tapped? In our journey through The World of Metals and Non-metals, we put various elements to the test to uncover their physical and chemical superpowers. Here is a recap of the exciting activities that turned our lab into an element investigation zone! Metals and non-metals don't just look different; they react with the air and water around us in distinct ways.

What We Did: We burned a magnesium ribbon in air, collected its ash, dissolved it in water, and tested it with red and blue litmus paper. We also observed how iron rusts in moist air and how sodium reacts vigorously with water.





From the copper in our electronics to the oxygen we breathe, metals and non-metals shape everything in our daily lives. Keep exploring, stay curious, and see how many elements you can spot around you today!

Transformations in Action

From Melting Ice to Rusting Iron—Uncovering the Science Behind Every day Magic

Have you ever wondered why a melted ice cream can be frozen back, but a burnt piece of paper can never be undone? In our journey through Changes Around Us: Physical and Chemical. We started by testing simple daily operations to see which changes can be flipped backward and which are set in stone.

What We Did: We folded paper into origamis, stretched rubber bands, crushed chalk into dust, melted ice cubes, and then tore a sheet of paper into small shreds or burnt a piece of wood.





Embracing the Journey: Navigating Physical Shifts, Hormonal Secrets, and Health Habits with Science.

Ever wondered why your voice starts changing, why sudden spurts in height happen overnight, or why pimples pop up out of nowhere? In our exploration of Adolescence: A Stage of Growth and Change, we took a deep dive into the fascinating biological transformation that bridges childhood and adulthood. Here is a spotlight on the interactive classroom activities.



Adolescence comes with many physical changes—and a lot of unscientific myths!We discussed common statements about personal hygiene, skin active oil glands (acne), and menstrual cycles, then debated and classified them into Myth or Fact.

Adolescence is not a phase to fear—it's a remarkable journey of self-discovery, resilience, and personal growth.

Nature's Energy Engine

From Ocean Breezes to the Earth's Invisible Blanket—Discovering How Thermal Energy Shapes Our Planet.

Have you ever wondered why a gentle breeze blows from the ocean during a hot summer day at the beach, or why dark-coloured soil gets scorching hot under the midday sun? In our exploration of Heat Transfer in Nature, we stepped out of the traditional lab and into the environment to uncover how conduction, convection, and radiation power the natural phenomena all around us.



Heat transfer isn't just a physics concept—it is the driving force behind winds, ocean currents, and weather systems worldwide. Keep observing the natural world around you and spot the invisible currents shaping our everyday climate!

SOCIAL SCIENCE

Social Science opened doors to fascinating stories, diverse cultures, and the wonders of our world. Students travelled through history, explored geographical features, and discovered how societies evolved. Through engaging activities, they developed curiosity, critical thinking, and respect for diversity while learning to become responsible and caring citizens.

Learning Governance Through Drama

Exploring Government Systems

Students transformed the classroom into a mini stage and presented creative skits on democracy, monarchy, and dictatorship. They took on the roles of rulers, leaders, and citizens and showed how decisions were made in each system. Through their performances, students explored how different forms of government operated and learned about the roles and responsibilities of leaders and citizens.

Students developed confidence, teamwork, communication, and creative-thinking skills while learning about governance in a lively way. The skits turned a challenging civic concept into a fun and memorable classroom experience.







Young Weather Explorers

Tracking the Wind

Students designed and created a wind vane to observe the direction of the wind. By recording wind movements, they learned about cardinal directions and how meteorologists study weather patterns. Students observed changes in wind direction and understood how wind influences daily weather conditions. It helped students to connect classroom concepts with real-life observations and encouraged them to explore the natural environment with curiosity. The hands-on experience enhanced their observation, analytical, and scientific skills. It also developed problem-solving abilities, teamwork, and a deeper understanding of weather and climate in a fun and engaging way.






WELCOME
TO
PATHRA




WELCOME
TO
PATHRA

Echoes of Devotion in a Bottle

Learning Through Creativity

Students explored the inspiring life of Meerabai through a creative Message-in-a-Bottle activity. They designed colourful bottles and added messages based on devotion, courage, kindness, and faith. Through the activity, they learned how Meerabai remained devoted to Lord Krishna and stood firm in her beliefs. Students discovered how the Bhakti Movement encouraged people to express their devotion in simple and meaningful ways. Students developed their creativity, deepened their understanding, and admired Meerabai's inspiring life.









Coins That Told Stories

Uncovering Stories Through Coins

Students stepped into the role of young historians as they collected and explored coins from different periods. They investigated the origins, symbols, inscriptions, rulers, and unique designs found on each coin.

Through this fascinating journey, students discovered how coins revealed clues about kingdoms, trade, culture, economy, and the lives of people in the past. Students learned that every coin carried a story and that even a small piece of metal could unlock important chapters of history. Students sharpened their research, observation, and thinking skills as they uncovered stories from the past and connected everyday artefacts with India's rich heritage.







Wisdom in Motion

Kautilya's Saptanga Wheel-Making Activity

Students created colorful Saptanga Wheel to explore Kautilya's ideas about governance. They arranged the seven elements of a state and discovered how each part supported the smooth functioning of a kingdom. Students identified the ruler, ministers, territory, fort, treasury, army, and allies and learned about their roles in governance. The hands-on task strengthened creativity, teamwork, and understanding of ancient Indian political thought. Students enjoyed building their wheels while discovering how the different elements worked together to support a kingdom.

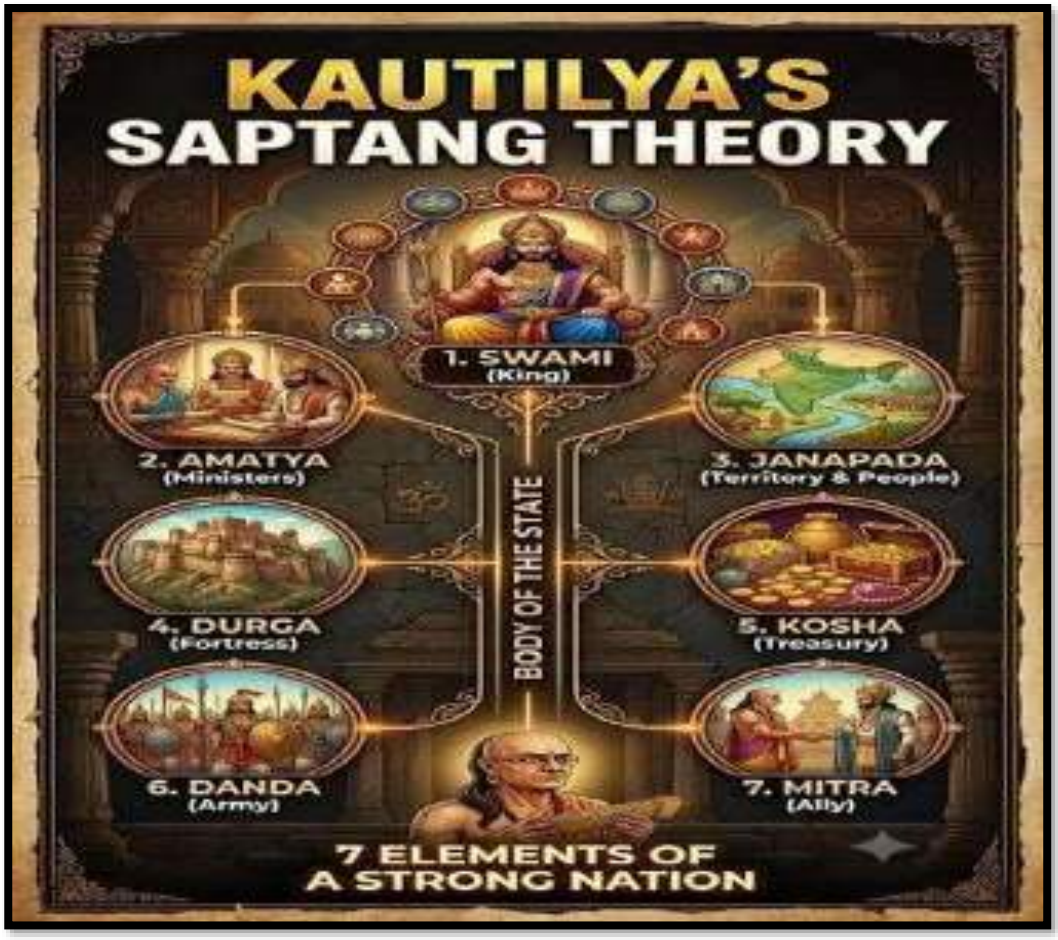


TO
PAIEDIA




TO
PAIEDIA
WELCOME
TO
PAIEDIA

COMPUTER

After completing the topic Browsing Safely, students understood the importance of safe, responsible and secure use of the internet. Students learnt how web browsers work and how to access information and online services in a safe manner. They understood the importance of strong passwords, privacy, secure websites and responsible sharing of information while browsing the internet. Students are able to identify common online risks such as phishing, malware, suspicious links, fake websites, online scams and inappropriate content, and learnt suitable ways to stay protected from such threats. They understood the importance of checking the reliability of websites and information before trusting or sharing it. Students also learnt about digital footprints, cookies and privacy settings and recognise how their online activities can affect their safety and reputation. Through practical examples and classroom activities, students developed safe browsing habits, critical thinking and responsible digital behaviour.

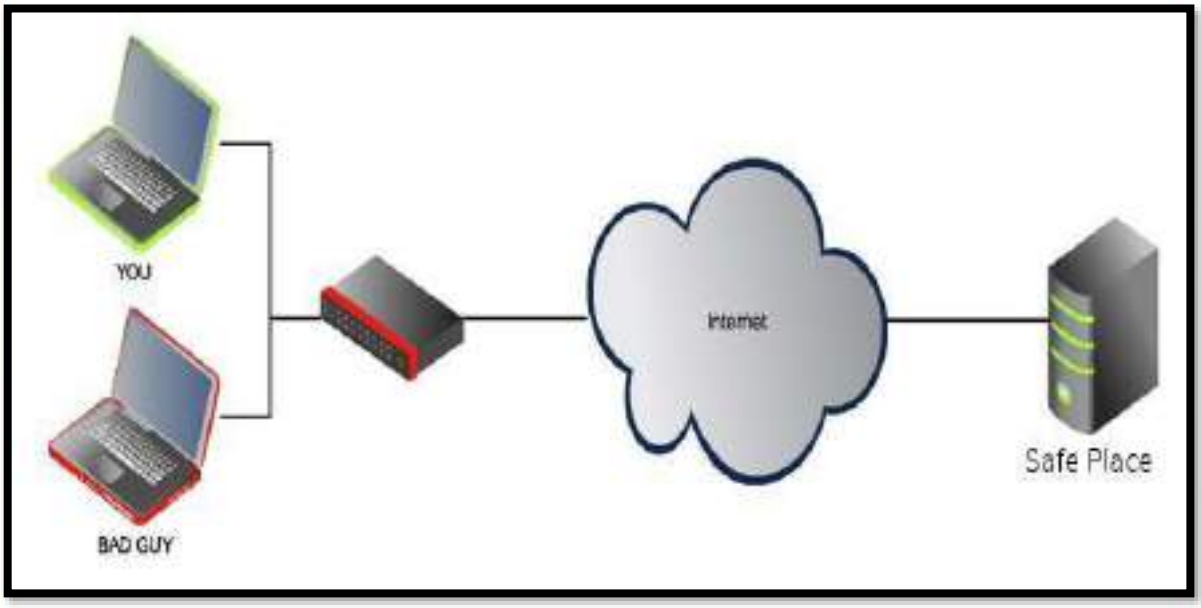

After completing the topic Cloud Computing, students understood the concept of cloud computing and recognise how it enables users to store, access and manage data and applications through the internet. Students learnt about the basic features and benefits of cloud computing, such as easy access to data, storage, scalability, cost effectiveness, flexibility and collaboration. They understood the difference between traditional storage and cloud-based storage and identify commonly used cloud services in everyday life. Students become familiar with the basic concepts of cloud storage, cloud applications and online services and understand how users can access their files and information from different devices with an internet connection. They also learnt about the importance of data security, privacy, passwords and responsible use of cloud services.

Through real-life examples and activities, students explored how cloud computing is used in education, business, communication, entertainment and other areas.

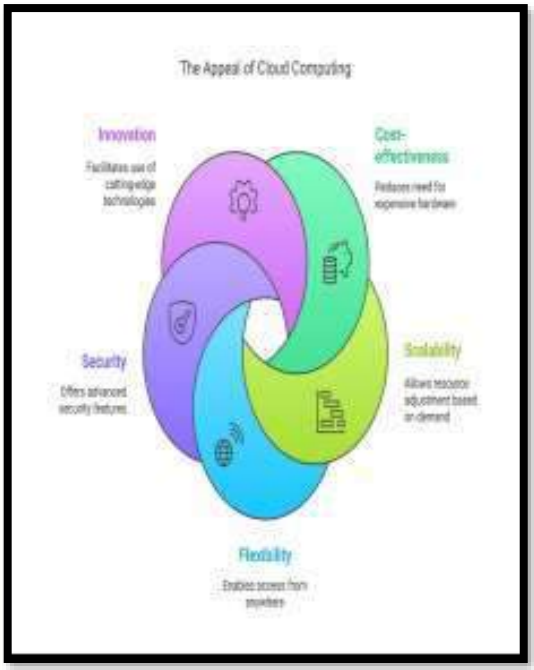



After completing the topic Formulas and Functions, students understood the importance of formulas and functions in electronic spreadsheets and use them to perform calculations accurately and efficiently. Students learnt how to create formulas using numbers, operators, cell references and mathematical expressions and understand the importance of beginning a formula with an equal sign. They were able to use arithmetic operators such as addition, subtraction, multiplication and division to perform calculations on spreadsheet data. Students also understand the difference between a formula and a function and learnt to use commonly used functions such as SUM, AVERAGE, MAX, MIN and COUNT for analysing data. They develop skills in copying and applying formulas to different cells and understand how cell references help in performing calculations quickly. Through practical activities, students learnt to prepare simple mark sheets, bills, budgets and other data-based worksheets.

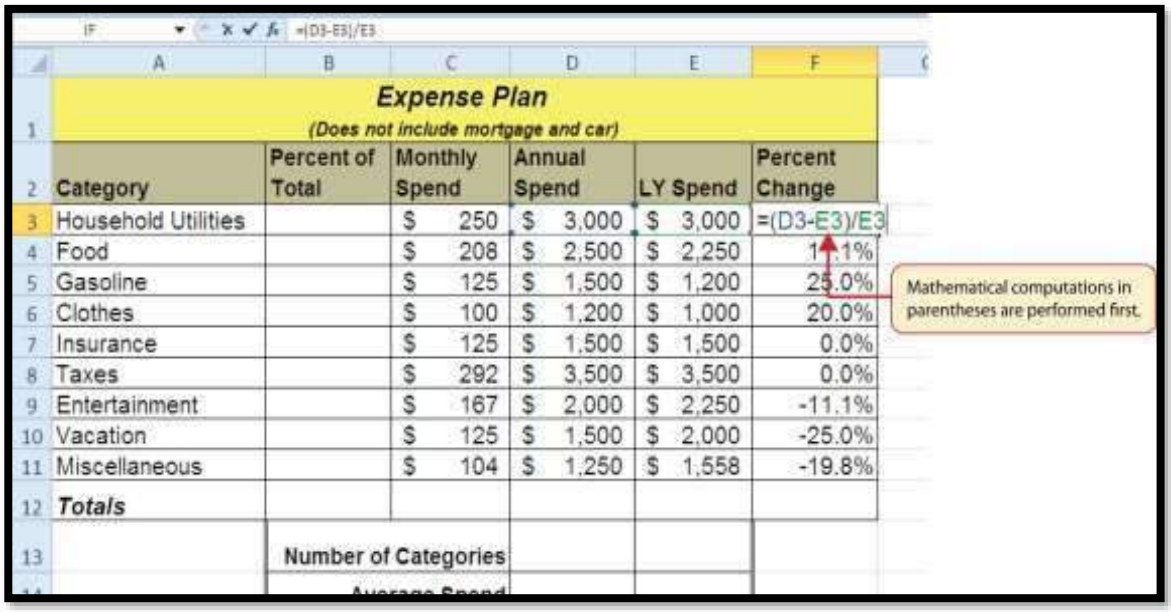

	A	B	C	D	E	F
1	**Expense Plan** (Does not include mortgage and car)					
2	Category	Percent of Total	Monthly Spend	Annual Spend	LY Spend	Percent Change
3	Household Utilities		$ 250	$ 3,000	$ 3,000	=(D3-E3)/E3
4	Food		$ 208	$ 2,500	$ 2,250	11.1%
5	Gasoline		$ 125	$ 1,500	$ 1,200	25.0%
6	Clothes		$ 100	$ 1,200	$ 1,000	20.0%
7	Insurance		$ 125	$ 1,500	$ 1,500	0.0%
8	Taxes		$ 292	$ 3,500	$ 3,500	0.0%
9	Entertainment		$ 167	$ 2,000	$ 2,250	-11.1%
10	Vacation		$ 125	$ 1,500	$ 2,000	-25.0%
11	Miscellaneous		$ 104	$ 1,250	$ 1,558	-19.8%
12	*Totals*					
13		Number of Categories				

Mathematical computations in parentheses are performed first.

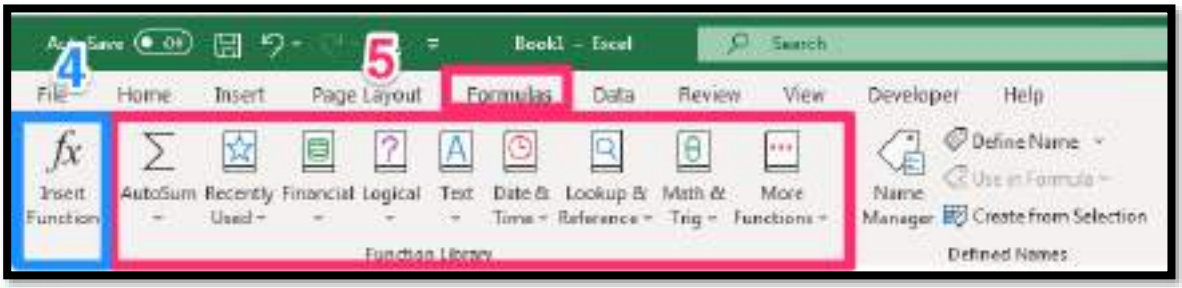

After completing the topic Charts in Excel, students understood the importance of presenting numerical data in a clear, attractive and meaningful visual form. Students learnt how charts and graphs help in analysing, comparing and interpreting data more easily than using tables alone. They understand the different types of charts available in Excel, such as Column, Bar, Line and Pie charts, and learnt to select an appropriate chart according to the type of data and purpose of presentation. Students developed skills in creating charts from a given data range and learnt to modify and customise chart elements such as chart titles, axes, legends, data labels and chart styles. They also learnt to edit, resize, move and format charts to improve their appearance and readability. Through practical activities, students create charts using real-life data such as marks, monthly expenses, sales and survey results. By interpreting charts and comparing the information presented, students developed data analysis, observation, interpretation, problem-solving and decision-making skills.

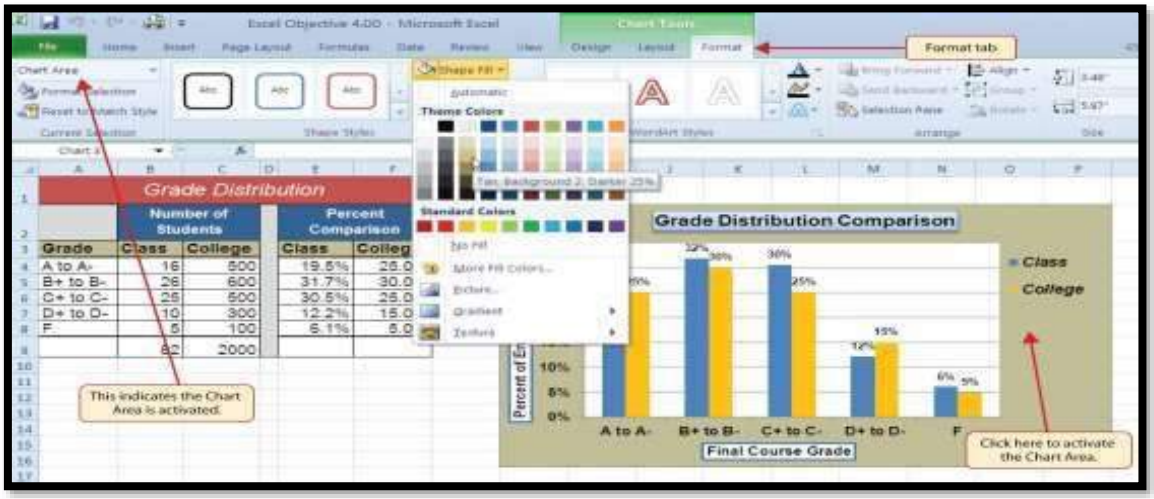



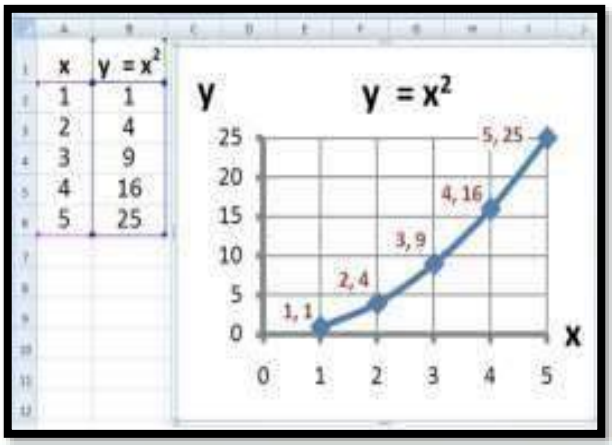

ई-पत्रिका

कक्षा : ७ **विषय : हिंदी**

****

पाठ - पानी रे पानी

जल बचाओ - जीवन बचाओ

"जल है तो कल है।"

जल हमारे जीवन का सबसे महत्वपूर्ण प्राकृतिक संसाधन है। मनुष्य, पशु-पक्षी और पेड़-पौधे सभी के लिए पानी आवश्यक है। लेकिन आज पानी की बर्बादी और बढ़ते प्रदूषण के कारण जल संकट एक गंभीर समस्या बनता जा रहा है।

इसी विषय पर कक्षा 7 के विद्यार्थी ने **"जल बचाओ"** संदेश को लोगों तक पहुँचाने के लिए एक सुंदर पोस्टर तैयार किया। पोस्टर के माध्यम से यह संदेश दिया गया है कि हमें पानी की एक-एक बूंद का महत्व समझना चाहिए और पानी को व्यर्थ नहीं बहाना चाहिए।

हम पानी कैसे बचा सकते हैं?

- नल को खुला न छोड़ें।
- ब्रश करते समय नल बंद रखें।
- पानी का उपयोग आवश्यकता के अनुसार करें।
- वर्षा जल का संचयन करें।
- पानी को प्रदूषित होने से बचाएँ।
- दूसरों को भी जल संरक्षण के लिए जागरूक करें।

हमारा संकल्प

"पानी बचाएँ, प्रकृति बचाएँ और आने वाली पीढ़ियों का भविष्य सुरक्षित बनाएँ।"

जल की हर बूंद अनमोल है – इसे बचाना हम सभी की जिम्मेदारी है।

और इसकी एक-एक बूंद अनमोल है।

इस गतिविधि से बच्चों ने क्या सीखा?

"जल बचाओ" विषय पर पोस्टर बनाते हुए बच्चों ने जल के महत्व और जल संरक्षण की आवश्यकता को समझा। और इसकी एक-एक बूंद अनमोल है।

उन्होंने जाना कि पानी हमारे जीवन के लिए बहुत आवश्यक है इस गतिविधि के माध्यम से बच्चों ने सीखा कि हमें पानी को व्यर्थ नहीं बहाना चाहिए, नल को उपयोग के बाद बंद रखना चाहिए और दूसरों को भी पानी बचाने के लिए जागरूक करना चाहिए।पोस्टर बनाते समय बच्चों में **रचनात्मकता, कल्पनाशक्ति, जागरूकता और जिम्मेदारी की भावना** भी विकसित हुई। उन्होंने यह संकल्प लिया कि वे स्वयं पानी बचाएँगे और अपने परिवार तथा आसपास के लोगों को भी जल संरक्षण के लिए प्रेरित करेंगे। **"आज पानी बचाएँगे, तभी कल सुरक्षित बनाएँगे।**

पाठ - "नहीं होना बीमार": बहानों की मज़ेदार दुनिया

कक्षा 7 में **"नहीं होना बीमार"** पाठ को रोचक और गतिविधि-आधारित बनाने के लिए विद्यार्थियों ने एक मज़ेदार गतिविधि में भाग लिया। बच्चों ने कल्पना की कि जब वे पाठशाला नहीं जाना चाहते हैं, तो वे अपने माता-पिता के सामने कौन-कौन से बहाने बनाते हैं। इसके बाद उन्होंने अपने-अपने **मज़ेदार और अनोखे बहाने** लिखे।

किसी ने कहा, *"आज मेरी तबीयत ठीक नहीं है..."*, तो किसी ने *"आज बहुत नींद आ रही है..."* जैसे बहाने बनाए। बच्चों ने अपनी कल्पनाशक्ति का प्रयोग करते हुए कई रोचक बहाने लिखे और उन्हें कक्षा में साझा किया।

इस गतिविधि को और यादगार बनाने के लिए विद्यार्थियों ने **अपने माता-पिता के साथ तस्वीरें लेकर उनका सुंदर कोलाज** भी तैयार किया। इससे बच्चों को पाठ के भाव और विषय को अपने वास्तविक जीवन से जोड़ने का अवसर मिला।

बच्चों ने क्या सीखा?

इस गतिविधि के माध्यम से बच्चों ने पाठ को केवल पढ़ा ही नहीं, बल्कि उसे अपने अनुभवों से जोड़कर समझा। **"जब सीखना अनुभव से जुड़ता है, तो पाठ हमेशा यादगार बन जाता है।"**

उनमें **रचनात्मक लेखन, कल्पनाशक्ति, अभिव्यक्ति और आत्मविश्वास** का विकास

हुआ। साथ ही, माता-पिता के साथ मिलकर गतिविधि करने से **परिवार के साथ संवाद और सहभागिता** भी बढ़ी।

सबसे खास बात यह रही कि सीखने की प्रक्रिया **हँसी, मनोरंजन और रचनात्मकता से भरपूर** रही। **"जब सीखना अनुभव से जुड़ता है, तो पाठ हमेशा यादगार बन जाता है।"**

पाठ - "तीन बुद्धिमान": नाटक प्रस्तुति

कक्षा 7 में **"तीन बुद्धिमान"** पाठ को रोचक एवं प्रभावी ढंग से समझने के लिए विद्यार्थियों ने पाठ पर आधारित **नाटक प्रस्तुत किया**। विद्यार्थियों ने अलग-अलग पात्रों की भूमिका निभाई और संवादों के माध्यम से कहानी को जीवंत रूप में प्रस्तुत किया।

नाटक की तैयारी के दौरान बच्चों ने अपने पात्रों के संवाद याद किए, भाव-भंगिमाओं का अभ्यास किया और समूह में मिलकर प्रस्तुति दी। इस गतिविधि से कक्षा का वातावरण उत्साह और रचनात्मकता से भर गया।

इस गतिविधि से विद्यार्थियों ने क्या सीखा?

इस गतिविधि के माध्यम से विद्यार्थियों ने **बुद्धिमानी, तर्कपूर्ण सोच और सही समय पर सही निर्णय लेने** का महत्व समझा। नाटक प्रस्तुत करते हुए बच्चों में **आत्मविश्वास, संवाद-कौशल, अभिनय-कौशल और अभिव्यक्ति की क्षमता** विकसित हुई।

साथ ही, समूह में नाटक तैयार करने से बच्चों ने **आपसी सहयोग, टीमवर्क, जिम्मेदारी और एक-दूसरे के विचारों का सम्मान करना** भी सीखा।

इस गतिविधि ने पाठ को केवल पढ़ने के बजाय **देखकर, समझकर और अभिनय के माध्यम से अनुभव करने** का अवसर दिया।

"सीखना जब अभिनय और अनुभव से जुड़ता है, तो ज्ञान लंबे समय तक याद रहता है।"

कविता- फूल और काँटा

परिचय

प्रकृति ने हमें अनेक प्रकार के सुंदर फूल और अलग-अलग प्रकार के पौधे दिए हैं। कुछ पौधे अपने रंग-बिरंगे फूलों के कारण आकर्षित करते हैं, तो कुछ पौधे काँटों के कारण पहचाने जाते हैं। फूल सुंदरता, खुशबू और प्रसन्नता का प्रतीक हैं, जबकि काँटे पौधों की रक्षा करने में सहायता करते हैं।

तरह-तरह के फूलों के पौधे

हमारे आसपास कई सुंदर फूलों के पौधे पाए जाते हैं। जैसे–

- **गुलाब** - यह बहुत सुंदर और सुगंधित फूल है। इसकी कई रंगों की किस्में होती हैं।
- **गेंदा** - इसके फूल पीले और नारंगी रंग के होते हैं। इसका उपयोग सजावट में भी किया जाता है।
- **कमल** - यह पानी में खिलता है और भारत का राष्ट्रीय फूल है।
- **चमेली** - इसके छोटे सफेद फूल बहुत सुगंधित होते हैं।
- **गुड़हल** - इसके बड़े और आकर्षक फूल कई रंगों में पाए जाते हैं।
- **सूरजमुखी** - इसका फूल सूर्य की ओर मुड़ने के लिए प्रसिद्ध है।

काँटेदार पौधे

कुछ पौधों में काँटे होते हैं। काँटे पौधे को जानवरों से बचाने और उसकी रक्षा करने में मदद करते हैं।

- **गुलाब** - इसके तने पर छोटे-छोटे काँटे होते हैं।
- **कैक्टस** - यह कम पानी वाले स्थानों में भी जीवित रह सकता है। इसके काँटे इसकी रक्षा करते हैं।

- **बबूल** - इसमें मजबूत काँटे होते हैं और यह गर्म तथा सूखे क्षेत्रों में भी पाया जाता है।
- **नागफनी** - यह भी एक काँटेदार पौधा है और कम पानी में जीवित रह सकता है।

बच्चों ने क्या सीखा?

इस गतिविधि के माध्यम से बच्चों ने अलग-अलग प्रकार के फूलों और काँटेदार पौधों को पहचानना सीखा। उन्होंने पौधों के रंग, आकार, उपयोग और विशेषताओं के बारे में जानकारी प्राप्त की। कोलाज बनाते समय बच्चों ने चित्रों को व्यवस्थित करना, जानकारी इकट्ठा करना और मिल-जुलकर काम करना भी सीखा। इससे उनमें प्रकृति के प्रति प्रेम और पौधों की देखभाल की भावना विकसित हुई।

"फूल और काँटा" कविता से हमें क्या सीख मिली?

"फूल और काँटा" कविता हमें यह समझाती है कि केवल बाहरी रूप देखकर किसी वस्तु या व्यक्ति के गुणों का निर्णय नहीं करना चाहिए। फूल सुंदर होता है, लेकिन काँटे भी पौधे के लिए उपयोगी होते हैं। उसी प्रकार जीवन में हर चीज़ का अपना महत्व और उपयोग होता है।

कविता से हमें **अच्छे गुणों को अपनाने, कठिनाइयों से न घबराने और हर चीज़ के महत्व को समझने** की सीख मिलती है। हमें दूसरों के बाहरी रूप के बजाय उनके गुणों और व्यवहार को महत्व देना चाहिए।

निष्कर्ष

फूल हमें सुंदरता और प्रसन्नता देते हैं, जबकि काँटे हमें सुरक्षा और सावधानी का महत्व बताते हैं। फूल और काँटे दोनों प्रकृति का महत्वपूर्ण हिस्सा हैं। इसलिए हमें पौधों की रक्षा करनी चाहिए और प्रकृति को स्वच्छ एवं हरा-भरा रखने का प्रयास करना चाहिए।






SAVE EARTH













ఏడవ తరగతి న్యూస్ లెటర్

మన సంస్కృతి ఈ పాఠం మన భారతదేశ వైవిధ్యమైన సంస్కృతి, సాంప్రదాయాలు మరియు పండుగల విశిష్టతను వివరంగా తెలియజేస్తుంది. దీపావళి, రంజాన్, క్రిస్మస్, బైశాఖి వంటి రకరకాల పండుగలను దేశ ప్రజలందరూ ఏ విధంగా కలిసిమెలిసి జరుపుకుంటారో ఈ పాఠం వివరిస్తుంది. పండుగలు కేవలం వేడుకలు మాత్రమే కాకుండా, మానవులలో సోదరభావాన్ని, ప్రేమను, ఏకత్వాన్ని పెంపొందించడానికి తోడ్పడతాయని చాటిచెబుతుంది. మనలోని స్వార్థం, క్రోధం వంటి చెడు గుణాలను వదిలిపెట్టి, మంచి మార్గంలో నడవాలని బోధిస్తుంది. ఉన్నదానితో తృప్తి చెందుతూ, సమాజంలో అందరితో కలిసి ప్రశాంతంగా జీవించడమే నిజమైన మహాయోగమని, అదే మన సంస్కృతి యొక్క అసలైన అంతరార్థమని ఈ పాఠం స్పష్టం చేస్తుంది.



ఏడవ తరగతి న్యూస్ లెటర్

ఈ పాఠం ఉపాయం, సమయస్ఫూర్తి మరియు ముందుచూపు యొక్క ప్రాముఖ్యతను ఒక చక్కని నీతి కథ ద్వారా వివరిస్తుంది. ఒక సరస్సులో నివసించే మూడు చేపల ప్రవర్తన ద్వారా మానవ స్వభావాలను పాఠం విశ్లేషిస్తుంది. మొదటి చేప ముందస్తు ఆలోచనతో ప్రమాదం రాకముందే వేరే సురక్షితమైన ప్రదేశానికి వెళ్లి తన ప్రాణాలను కాపాడుకుంటుంది. రెండో చేప ప్రమాదం ఎదురైనప్పుడు తన వద్ద ఉన్న సమయస్ఫూర్తితో ఉపాయం ఆలోచించి తప్పించుకుంటుంది. కానీ మూడో చేప మాత్రం బద్ధకంతో, "ఏది జరగాలో అది జరుగుతుంది" అని నిర్లక్ష్యంగా ఉండి చివరికి జాలరుల వలలో చిక్కి ప్రాణాలు కోల్పోతుంది. ఆపదలు ఎదురైనప్పుడు ధైర్యం కోల్పోకుండా, ముందుచూపుతో మరియుసమయస్ఫూర్తితోవ్యవహరించడం ఎంత ముఖ్యమో ఈ పాఠం నేర్పుతుంది.



ఏడవ తరగతి న్యూస్ లెటర్

పల్లె జీవితం ఈ పాఠం గ్రామీణ ప్రాంతాల ప్రశాంతమైన వాతావరణం, ప్రకృతి అందాలు మరియు పల్లె ప్రజల స్వచ్ఛమైన జీవన విధానాన్ని కళ్లకు కట్టినట్లు చూపిస్తుంది. ఉదయాన్నే వికసించే ప్రకృతి, పక్షుల కలకూజితాలు, పచ్చని పొలాలు మరియు కష్టపడి పనిచేసే రైతు సోదరుల శ్రమను పాఠం వర్ణిస్తుంది. పల్లెటూర్లలో ఉండే ప్రజలు ఒకరికొకరు కష్టసుఖాల్లో తోడుగా నిలుస్తూ, ఆప్యాయతా అనురాగాలతో ఎలా జీవిస్తారో వివరిస్తుంది. ఆధునిక కాలంలో అంతరించిపోతున్న మానవీయ విలువలు, సమిష్టి జీవనం మరియు గ్రామీణ కళలు పల్లెల్లో నేటికీ ఏ విధంగా సజీవంగా ఉన్నాయో తెలియజేస్తూ, పల్లె జీవనం యొక్క గొప్పతనాన్ని విద్యార్థులకు అవగతం చేస్తుంది.







ఏడవ తరగతి న్యూస్ లెటర్

వృధా చేయొద్దు ఈ పాఠం ఆహారం, నీరు, విద్యుత్ వంటి రోజువారీ వనరులతో పాటు అమూల్యమైన సమయాన్ని వృధా చేయకూడదనే సామాజిక బాధ్యతను పెంపొందిస్తుంది. మనం రోజు తినే ఆహారం లేదా తాగే నీటి వెనుక ఎంతోమంది శ్రమ ఉందనే విషయాన్ని గ్రహించాలని సూచిస్తుంది. అవసరానికి మించి వస్తువులను వినియోగించడం వల్ల పర్యావరణానికి మరియు సమాజానికి జరిగే నష్టాలను వివరిస్తుంది. ప్రతీ వస్తువును పొదుపుగా వాడుకోవడం, అనవసరంగా విద్యుత్ మరియు నీటిని వృధా చేయకుండా ఉండడం మనందరి ప్రాథమిక బాధ్యత అని ఉద్బోధిస్తుంది. నేటి పొదుపే రేపటి భవిష్యత్తుకు బలమైన పునాది అని ఈ పాఠం సందేశాన్ని ఇస్తుంది.



ఏడవ తరగతి న్యూస్ లెటర్

పాలు తాగని పిల్ల ఈ పాఠం మూగజీవాల పట్ల కరుణ, దయ మరియు ప్రేమ కలిగి ఉండాలనే నైతిక విలువలను బోధిస్తుంది. ఒక చిన్న పిల్లవాడు లేదా పాప పెంపుడు జంతువులతో లేదా పక్షులతో పెంచుకునే అనుబంధాన్ని కథ రూపంలో వివరిస్తుంది. జంతువులకు కూడా ఆకలి, దాహం, బాధ వంటి భావనలు ఉంటాయని గ్రహించి, వాటిని హింసించకుండా రక్షించాలని నేర్పుతుంది. ప్రకృతిలోని ప్రతి జీవికి స్వేచ్ఛగా జీవించే హక్కు ఉందని, వాటి పట్ల మానవత్వంతో ప్రవర్తించడం వల్ల లభించే ఆనందం గొప్పదని పాఠం స్పష్టం చేస్తుంది.





Kairos
GLOBAL SCHOOL
For a World-Ready Future

Newsletter

2026-2027

Grade-8

GRADE 8

ENGLISH

Welcome to our Grade 8 English E-Magazine! English is far more than a subject on the timetable — it is the language we use to imagine, argue, describe and tell stories that matter to us. This term, our young writers moved beyond textbooks and worksheets to learn grammar and vocabulary through their hands: building lift-the-flap vocabulary organisers, folding paper butterflies to carry adjectives on their wings, engineering pop-up storybooks, mapping adverbs onto honeycombs, and designing their very own newspaper front pages.

Every project in this issue was designed and crafted by our students themselves, with a little creative and research support from AI tools along the way. Turn the page to see what our young writers, artists and journalists have been building this term!



Vocabulary Voyagers

Synonym Spotlight

Our Grade 8 learners took a hands-on approach to mastering language by creating interactive, lift-the-flap vocabulary organisers! Instead of relying on plain definitions, students researched and curated rich networks of synonyms for challenging words such as "adamant", "belligerent" and "onerous".

By visualising how different words share similar meanings — yet carry their own shade of tone and intensity — our young writers built stronger vocabularies, sharpened their reading comprehension, and learned to choose precisely the right word for every context.







Wings of Description

Butterfly Adjectives

Our Grade 8 language artists brought grammar to life through a vibrant "Adjective Butterfly" showcase! Combining visual art with descriptive writing, students crafted interactive butterflies, using each wing to map out rich adjectives alongside vivid example sentences.

By organising words by theme and applying them directly within sentence structures, learners discovered how subtle descriptive choices transform plain text into imagery-rich writing — a hands-on blend of artistic design and grammar practice that helped their vocabulary and descriptive skills soar.







Pop-Up Story Magic

Creative Craftsmanship

Our Grade 8 storytellers brought narrative art to life through an extraordinary pop-up story project! Blending creative writing with engineering and design, students authored original short stories and built interactive 3D pages featuring custom pop-up characters that jump right off the page.

By constructing physical pop-up mechanisms for key scenes, students learned to align plot climaxes with visual design, mastering character development, spatial reasoning and dynamic pacing — transforming classic storytelling into a captivating, multidimensional experience.







Honeycomb Grammar

Explores Adverbs

Our Grade 8 language artists brought structural grammar to life through an eye-catching "Honeycomb Adverbs" design showcase! Inspired by nature's geometric patterns, students crafted interconnected hexagonal displays to unpack the power of adverbs.

Using each cell of the honeycomb to map out core definitions, key functional types and vivid example sentences, learners visualised how adverbs modify verbs, adjectives and other adverbs to add precision to writing — turning abstract grammar rules into a hive of creative, structured learning.







Headline News

Master Class in Newspaper Report Writing

Our Grade 8 journalists stepped directly into the fast-paced world of media through an immersive newspaper creation project! Blending sharp analytical writing with visual layout design, students created their own imaginary mastheads and authored original lead news stories.

From breaking news reports to compelling feature articles, learners mastered the inverted pyramid structure, learned to write objective and factual copy, and crafted catchy headlines accompanied by realistic photo captions — gaining a practical understanding of media literacy, publication ethics and the art of deadline-driven writing.







Storytelling

Guess the Ending

Our Grade 8 storytellers turned storytelling into an exciting and interactive experience through the “Guess the Ending” activity! Students narrated imaginative and engaging stories, building suspense as they introduced interesting characters, settings and unexpected twists. At a crucial point in the narration, the story was paused and classmates were invited to predict what might happen next and suggest their own endings. The activity encouraged active listening, creative thinking, imagination and confident oral expression, while allowing students to explore how different ideas can lead to different story outcomes. Through this fun and collaborative experience, learners discovered that storytelling is not just about telling a story—it is also about making the audience think, wonder and participate.





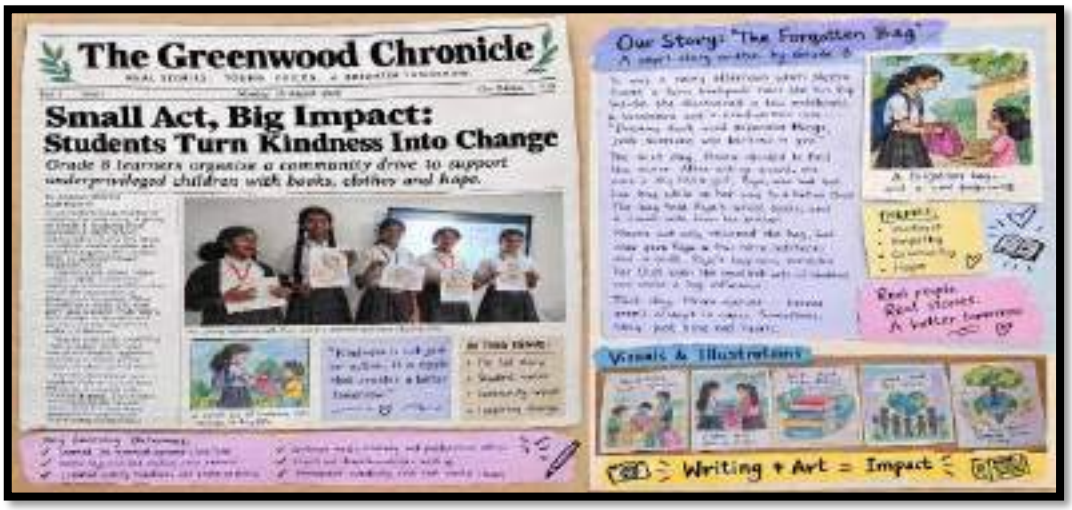

Together We Learn, Together We Shine

Learning Together, Growing Together

Our Grade 8 classroom came alive with collaboration, creativity and joyful learning as students worked together on engaging activities. Working in pairs and groups, learners shared ideas, discussed their thoughts, helped one another and enthusiastically completed their tasks. The lively classroom environment encouraged teamwork, communication, cooperation and confidence, while making learning a fun and meaningful experience. Through working together, students discovered that learning becomes even more enjoyable when ideas are shared and everyone contributes.










MATH

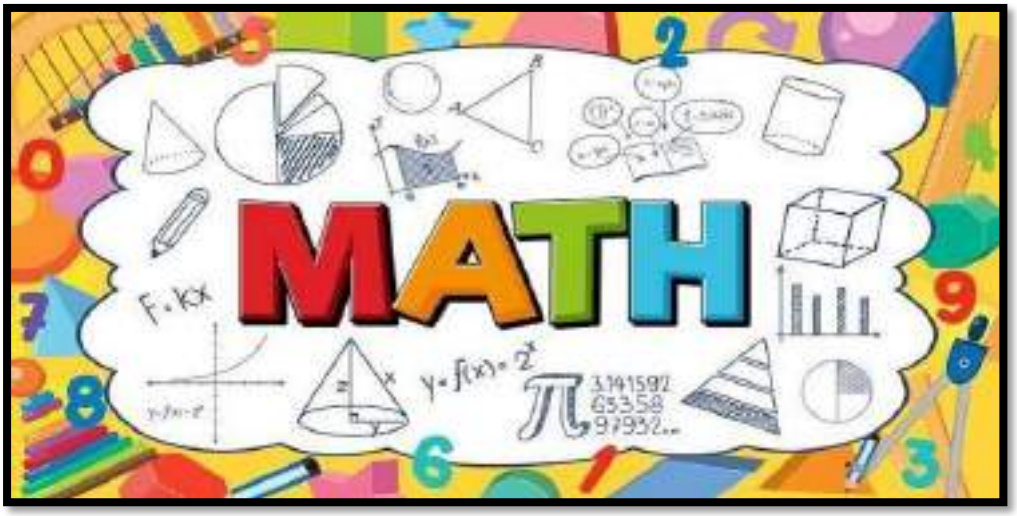

Mathematics is a very important subject in the curriculum for learners. It is a branch of knowledge that deals with numbers, quantities, shapes, patterns, and logical relationships. It helps students understand and interpret the world around them through logical reasoning, critical thinking, and problem-solving techniques. Mathematics also serves as a foundation for many other fields, including science, technology, engineering, economics, and everyday life.

Students learnt about the following topics:

1. Rational numbers

This chapter focussed on formalizing Rational Numbers p/q, where p, q are integers and q≠ 0 and establishing their algebraic properties across the four basic arithmetic operations.

a. Closure property with fundamental operations
b. commutative property with fundamental operations
c. Associativity
d. Role of zero and identities
e. Additive inverse and multiplicative inverse
f. distributive property over addition and subtraction

2. Exponents and powers

Exponents and Powers extends the concept of indices from whole numbers into negative integral exponents and demonstrates how to express very small and very large numbers in standard scientific notation.

Powers with Negative Exponents

- For any non-zero integer a and a positive integer m:

$$a^{-m} = \frac{1}{a^m}$$

- Laws of Exponents:

Product Law (Same Base): $a^m \times a^n = a^{m+n}$

Quotient Law (Same Base): $\frac{a^m}{a^n} = a^{m-n}$

Power of a Power: $(a^m)^n = a^{m \times n}$

Product Law (Same Exponent): $a^m \times b^m = (a \times b)^m$

Quotient Law (Same Exponent): $\frac{a^m}{b^m} = \left(\frac{a}{b}\right)^m$

Zero Exponent Rule: $a^0 = 1$ (where $a \neq 0$)

Standard Form (Scientific Notation):

Used to express numbers that are extremely large (e.g., speed of light, distance between planets) or extremely small (e.g., size of a plant cell, mass of an atom).

3. Squares and square roots:

Squares and Square Roots introduces perfect squares, their structural properties, and standard methods to compute square roots of whole numbers and decimals.

i) Perfect Squares & Properties

- Ending Digits: A perfect square only ends in 0, 1, 4, 5, 6, or 9. Numbers ending in 2, 3, 7, or 8 can never be perfect squares.
- Trailing Zeros: A square number can only end in an even number of zeros.

ii) Units Digit Patterns:

- Numbers ending in 1 or 9 have squares ending in 1.
- Numbers ending in 4 or 6 have squares ending in 6.
- Numbers ending in 5 have squares ending in 5.

iii) Patterns & Relationships

iv) Methods to Find Square Roots ($\sqrt{x}$)

v) Square Roots of Decimals

4. Cubes and Cube roots

Cubes and Cube Roots explores the geometry and arithmetic of raising numbers to the power of 3 and determining cube roots using prime factorisation and estimation.

Geometric & Numerical Meaning: Understanding that a cube number is formed by multiplying an integer by itself three times.

Definition of a Perfect Cube: Identifying whether a natural number is a cube of another natural number.

Cubes of Numbers 1 to 20: Familiarity and mental recall of cubes up to at least 10 (and preferably up to 20).

5. Algebraic expressions and special identities

In this chapter students will learn about expression and combinations of literals and constants-

a) Terms, factors and coefficients

b) classification of the terms

c) like and unlike terms

d) addition, subtraction, multiplication and division of the algebraic expressions

e) Standard algebraic identities

- Identity I (Square of a Sum):

$$(a+b)^2 = a^2 + 2ab + b^2$$

- Identity II (Square of a Difference):

$$(a-b)^2 = a^2 - 2ab + b^2$$

- Identity III (Difference of Two Squares):

$$(a+b)(a-b) = a^2 - b^2$$

- Identity IV (Product of Binomials with Common Term):

$$(x+a)(x+b) = x^2 + (a+b)x + ab$$

6. Factorization

Definition of Factorization: Writing an algebraic expression as the product of its irreducible factors.

Methods of Factorization

a) Method of Common Factors

b) Factorization by Regrouping Terms

c)Factorisation Using Standard Algebraic Identities

d)Factorization of the Form $x^2 + (a + b)x + ab$ (Splitting the Middle Term)

e) Division of Algebraic Expressions

f) Division of a Polynomial by a Polynomial (Factorization Method)

g) Finding and Correcting Mathematical Errors (Error Analysis)

7. Linear Equations:

Linear Equations in One Variable builds upon basic algebra from Grade 7 to focus on solving multi-step equations and real-world word problems.

Key Concepts Covered:

a) Definition and Standard Form: Identifying linear expressions where the highest power (degree) of the single variable is 1. The standard form is $ax + b = 0$ (where $a \neq 0$).

b) Equations with Variables on Both Sides: Solving equations where the unknown appears on both the LHS and RHS (e.g., $5x - 3 = 3x - 5$) by transposing variable terms to one side and constants to the other.

c)Simplifying Complex Expressions: Removing brackets using the distributive property (e.g., $8x + 4 = 3(x - 1) + 7$).

Handling fractional coefficients by finding the LCM of denominators across both sides.

Activity on Squares and Square roots:









SCIENCE

Curiosity in action

Our Grade 8 explorers embarked on an exciting scientific journey filled with curiosity and discovery. They ventured into the microscopic world of Microorganisms, uncovering their useful roles and harmful effects. They explored the Heating and Magnetic Effects of Electric Current, discovering how electricity produces heat and magnetism in everyday devices. The world of Force helped them understand how pushes and pulls can change the motion and shape of objects. Their journey continued into Particulate Matter, where they explored the tiny particles that make up substances. Finally, through Pressure, they investigated how force acting over an area influences the world around us. Our Grade 8 students crafted seed balls to explore seed dispersal and germination while taking a creative step towards environmental conservation. Through experiments, observations, and questioning, our young scientists discovered that science is not just about learning—it is about exploring, wondering, and discovering!



Exploring the Microscopic World

Our Grade 8 students explored the fascinating world of microorganisms through a hands-on bread mould activity and microscopy. They observed the growth of mould on bread and examined prepared specimens under the microscope, identifying structures that cannot be seen with the naked eye. The activity helped students understand how microorganisms grow, reproduce, and interact with their surroundings, turning the classroom into a mini science laboratory.



Powering Up Curiosity

Our Grade 8 students embarked on an exciting journey into the world of electricity and electromagnetism through a series of engaging hands-on activities. They began by creating a simple lemon battery, using everyday materials to discover how chemical energy can be converted into electrical energy.

The students then constructed electrical circuits, carefully connecting components and observing how a complete circuit allows electric current to flow. Through the heating effect of electric current, they explored how electrical energy can be transformed into heat. They also investigated electromagnetism by making simple electromagnets and observing the magnetic effect produced by electric current.

These practical experiences helped students understand scientific concepts beyond the textbook while encouraging curiosity, teamwork, observation, and problem-solving skills. The activities transformed the classroom into an interactive laboratory where students could experiment, question, and discover how electricity powers many aspects of our everyday lives.





Exploring Science Through Hands-on Activities

Our Grade 8 students engaged in a series of exciting hands-on activities that brought important scientific concepts to life. Through the spring balance activity, they explored the measurement of force and observed how forces can be compared and measured. The students investigated separation of liquids based on density, observing how liquids with different densities arrange themselves in distinct layers. They also explored static electricity using balloons, discovering how rubbing a balloon can produce an electric charge. By bringing similarly charged balloons close together, they observed the fascinating phenomenon of like charges repelling each other. To deepen their understanding of electrostatics, students also created a working model of an electroscope and demonstrated how it can detect the presence of electric charge. They also did experiments on relative density of various liquids.

Alongside the experiments, students prepared and presented informative charts, explaining the concepts in a clear and creative manner. These activities encouraged students to observe, experiment, communicate, and learn by doing, making scientific concepts more meaningful and connected to everyday experiences.





Kairos
Global School
For a World-Ready Future





“From Pull to Power: Discovering Force with a Spring Balance!”

As part of the Grade 8 Science activity, students explored the concept of force using a spring balance. They learned that a spring balance is an instrument used to measure force, particularly the weight of an object, in newtons (N). Students first checked the zero reading of the spring balance and then suspended objects of different masses from its hook. By observing the extension of the spring and recording the readings, they compared the forces exerted by different objects. The activity helped students understand that greater the weight of an object, greater is the force measured by the spring balance. It provided a simple and practical way to connect the concepts of force, weight, mass, and gravity with everyday observations.





“From Fragrance to Colour: Unveiling the Invisible Dance of Particles!”

Students explored the process of diffusion through two simple and engaging activities. In the first activity, a lit agarbatti (incense stick) was placed near two beakers containing air. The fragrance gradually spread through the surrounding air, demonstrating that gas particles move continuously from a region of higher concentration to a region of lower concentration.

In the second activity, potassium permanganate crystals were carefully added to beakers containing hot and cold water. The purple colour slowly spread throughout the water without stirring. The colour spread much faster in hot water because the particles possess greater kinetic energy and move more rapidly. In cold water, diffusion occurred more slowly.

Through these activities, students observed that diffusion occurs naturally due to the continuous movement of particles and that an increase in temperature increases the rate of diffusion. The activities made the concept of particle motion and diffusion clear through direct observation.

Students explored the concepts of solubility and saturation through a simple hands-on investigation. Different amounts of a soluble substance were added gradually to water and stirred to observe how it dissolved. They identified the point at which no more solute could dissolve, leading to the formation of a saturated solution. The activity helped students understand how the amount of solute, solvent, and conditions such as temperature can influence solubility.

Kairos
Global School
For a World-Ready Future

Diffusion





“Shape a Seed, Spread the Green — Small Actions, Lasting Impact!”

Our Grade 8 students participated in an engaging Seed Ball Activity that connected scientific learning with environmental conservation. Using a mixture of soil, compost and seeds, students prepared seed balls designed to protect seeds and provide them with favourable conditions for germination. The activity helped students understand the concepts of seed dispersal, germination, plant growth and regeneration. They also explored how seed balls can support the growth of vegetation in suitable areas and contribute to greener surroundings and biodiversity. Through this hands-on experience, students developed an appreciation for sustainable practices and understood how small, thoughtful actions can contribute to environmental conservation.



SOCIAL SCIENCE

Social Science remains an essential pillar of a well-rounded education, offering students the sophisticated analytical tools required to comprehend cause, effect, and continuous societal evolution over time. By moving far beyond the surface of traditional structures, the curriculum challenges young minds to cultivate a structured, logical approach to complex problem-solving. This intellectual growth is vital for building the deep analytical maturity necessary to navigate the challenges, shifts, and opportunities of the 21st century.

Term 1 has been an exceptionally vibrant and rewarding period, defined by an energetic shift toward interactive, student-driven learning. We firmly hold that the true value of Social Science is unlocked when learners step out of passive roles and become active participants in their own educational journey. Across the term, students immersed themselves in an array of dynamic classroom tasks, experiential activities, and collaborative discussions. This hands-on philosophy ensured that the subject remained profoundly relevant and enjoyable, allowing students to forge meaningful, lasting connections with historical events, geographical landscapes, and civic frameworks.

Topic covered:

Theme A — India and the World: Land and the People (Geography)

- Chapter 1: Natural Resources and Their Use

Theme B — Tapestry of the Past (History)

- Chapter 2: Reshaping India's Political Map
- Chapter 3: The Rise of the Marathas
- Chapter 4: The Colonial Era in India

Theme D — Governance and Democracy (Social and Political Life)

- Chapter 5: Universal Franchise and India’s Electoral System
- Chapter 6: The Parliamentary System: Legislature and Executive

Theme E — Economic Life Around Us (Economics)

- Chapter 7: Factors of Production






LEADER


tion






















Opposition
























































LIVE
Welcome to Throne Talk. Tonight — a live broadcast from the imperial court of Agra, in the year 1640.


CAST YOUR VOTE
VOTE
NO
VOTE

ICT

After completing the topic Cyber Ethics, student understood the meaning and importance of ethical and responsible behaviour while using computers, the internet and digital technologies. Students learnt about the rights and responsibilities of digital users and understand the importance of respecting other people's privacy, information and intellectual property. They are able to identify appropriate and inappropriate online behaviour and understand the consequences of activities such as cyberbullying, spreading false information, plagiarism, unauthorised access and misuse of digital resources. Students learnt the importance of creating strong passwords, protecting personal information and following safe practices while interacting online. They also understood the responsible use of social media and digital communication and develop awareness of digital footprints and their impact. Through real-life situations and classroom activities, students developed the ability to make ethical decisions, respect others online and use technology safely, responsibly and positively. students are able to demonstrate good digital citizenship and contribute to a safe, respectful and trustworthy digital environment.



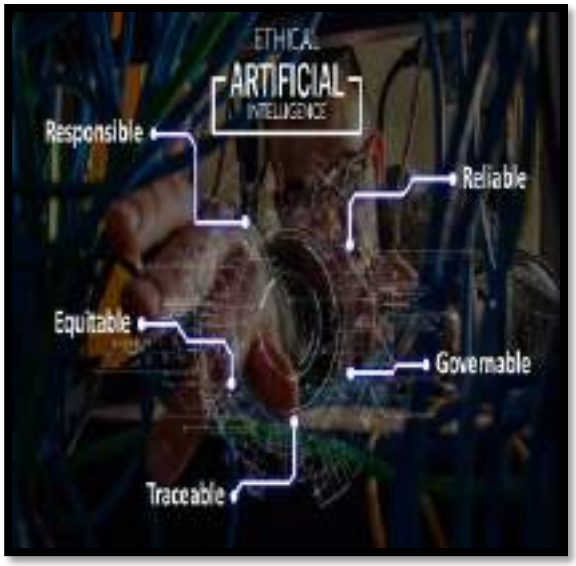

After completing the topic Emerging Trends, students understood the rapidly developing technologies that are changing the way people learn, communicate, work and solve problems. Students become familiar with important emerging technologies such as Artificial Intelligence (AI), Machine Learning, Natural Language Processing (NLP), Robotics, Virtual Reality (VR), Augmented Reality (AR), Cloud Computing, Blockchain and Edge Computing. They understood the basic concepts, features and applications of these technologies and recognise how they are being used in areas such as education, healthcare, transportation, banking, communication, entertainment and industry. Students learnt how Artificial Intelligence and Machine Learning enable computers to perform tasks and make predictions, while NLP helps computers understand and process human language. They explored how Robotics is used to perform tasks with greater efficiency and how VR and AR provide interactive and immersive experiences. Students also understood how Cloud Computing provides access to data and services over the internet, while Blockchain helps maintain secure and transparent digital records. They learnt about Edge Computing and its role in processing data closer to where it is generated. Through examples, discussions and practical activities, students will develop curiosity about technological innovations and understand both their benefits and responsible use. students were able to identify emerging technologies in their surroundings, explain their real-life applications and appreciate how these technologies may shape the future.

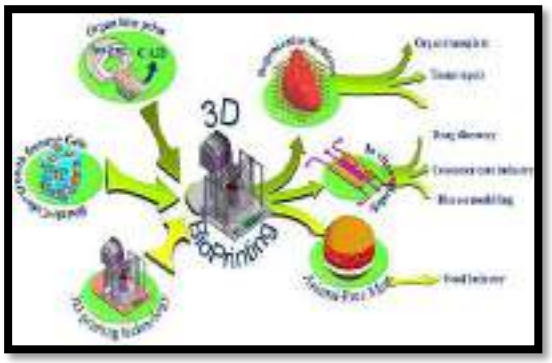

After completing the topic Iterative Statements in Python, students understood the concept and importance of iteration in programming and recognise situations where a set of instructions needs to be executed repeatedly. Students learnt about Python and understand how iterative statements help reduce repetition and make programs more efficient and organised. They understood the use and working of the for loop and while loop and learn how to choose an appropriate loop according to the problem. Students are able to use variables, conditions and sequences to control the execution of loops and understands how the loop variable changes during each iteration. They also learnt to use range() with the for loop to generate a sequence of numbers and perform repetitive tasks. Students understand the use of break to terminate a loop and continue to skip the current iteration and proceed with the next one. They learnt to identify and avoid problems such as infinite loops by ensuring that loop conditions are properly defined and updated. Through practical programming activities, students developed logical thinking, problem-solving and computational skills.





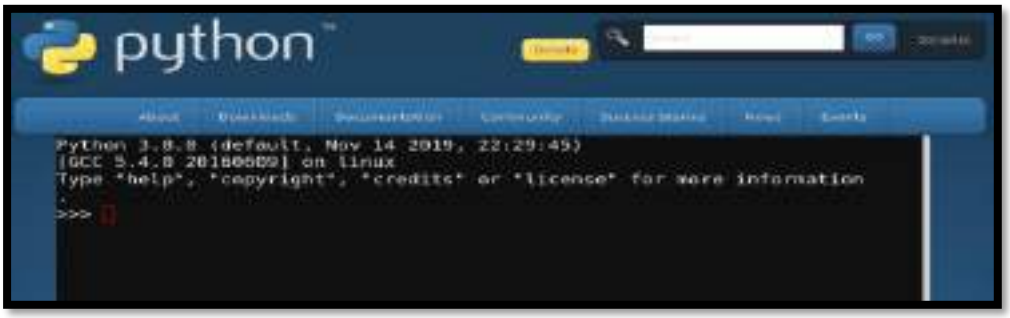

After completing the topic More on HTML5, students understood and apply advanced concepts of HTML5 to create well-structured and attractive web pages. Students learnt to use different HTML tags and attributes effectively for organising and presenting content on a webpage. They developed skills in creating ordered lists, unordered lists and description lists to display information in a meaningful manner. Students learnt to create and format tables using appropriate table tags and attributes and understand how to insert images within table cells to enhance the presentation of information. They also understand the use of hyperlinks to connect webpages and external resources and learn about different types of links and their applications. Students developed an understanding of frames and their use in displaying multiple web pages or sections of content where applicable. Through practical activities, students learnt to combine text, images, lists, tables and links to design informative webpages. They also developed basic skills in identifying and correcting errors in HTML code and understand the importance of proper tag structure and attributes. By the end of the topic, students are able to create simple, organised and visually appealing webpages using HTML5 and apply their knowledge to practical web-design tasks with creativity and confidence.





ई-पत्रिका

कक्षा : ८ **विषय : हिंदी**

****

हरिद्वार के प्राकृतिक सौंदर्य पर PPT प्रस्तुति

कक्षा 8 के विद्यार्थियों ने **हरिद्वार के प्राकृतिक सौंदर्य** विषय पर एक सुंदर एवं ज्ञानवर्धक PPT तैयार की और कक्षा में उसका प्रस्तुतीकरण किया। प्रस्तुति के माध्यम से विद्यार्थियों ने हरिद्वार की प्राकृतिक सुंदरता, गंगा नदी, हरियाली, पहाड़ों तथा आसपास के मनोहारी प्राकृतिक वातावरण के बारे में जानकारी प्राप्त की।

विद्यार्थियों ने PPT में चित्रों और तथ्यों के माध्यम से हरिद्वार के प्रमुख प्राकृतिक स्थलों और वहाँ के पर्यावरण के बारे में समझाया। उन्होंने यह भी बताया कि प्रकृति हमारे जीवन के लिए कितनी महत्वपूर्ण है तथा प्राकृतिक संसाधनों का संरक्षण करना हम सभी की जिम्मेदारी है।

इस गतिविधि के माध्यम से विद्यार्थियों में **प्रस्तुतीकरण कौशल, रचनात्मकता, विषय की खोज एवं जानकारी एकत्र करने की क्षमता और आत्मविश्वास** का विकास हुआ। साथ ही, विद्यार्थियों ने प्रकृति के प्रति प्रेम और पर्यावरण संरक्षण की भावना को भी समझा।

विद्यार्थियों ने क्या सीखा?

- हरिद्वार के प्राकृतिक सौंदर्य एवं पर्यावरण के बारे में जानकारी प्राप्त की।
- विभिन्न स्रोतों से जानकारी एकत्र करना और उसे व्यवस्थित करना सीखा।

- PPT बनाने एवं डिजिटल तकनीक का रचनात्मक उपयोग करना सीखा।
- चित्रों और तथ्यों के माध्यम से किसी विषय को प्रभावी ढंग से प्रस्तुत करना सीखा।
- कक्षा के सामने आत्मविश्वास के साथ अपने विचार व्यक्त करने का अभ्यास किया।
- प्रकृति एवं प्राकृतिक संसाधनों के संरक्षण के महत्व को समझा।
- समूह में कार्य करने, सहयोग करने और जिम्मेदारी निभाने की भावना विकसित हुई।
- अपने आसपास के पर्यावरण को स्वच्छ एवं सुरक्षित रखने के प्रति जागरूकता बढ़ी।

'स्वदेश' – खादी पर कविता लेखन

कक्षा 8 के विद्यार्थियों ने **'स्वदेश'** विषय के अंतर्गत **'खादी'** विषय पर कविता लेखन गतिविधि में उत्साहपूर्वक भाग लिया। विद्यार्थियों ने अपनी रचनात्मकता और कल्पनाशक्ति का प्रयोग करते हुए खादी के महत्व, भारतीय संस्कृति से उसके संबंध तथा स्वदेशी भावना को अपनी कविताओं के माध्यम से अभिव्यक्त किया।

इस गतिविधि के दौरान विद्यार्थियों ने खादी को केवल एक वस्त्र के रूप में न देखकर **आत्मनिर्भरता, स्वदेशी भावना, श्रम और भारतीय विरासत के प्रतीक** के रूप में समझने का प्रयास किया। विद्यार्थियों ने सरल, भावपूर्ण और मौलिक शब्दों में अपनी कविताएँ लिखीं तथा उन्हें कक्षा में प्रस्तुत भी किया।

विद्यार्थियों ने क्या सीखा?

- खादी और स्वदेशी वस्तुओं के महत्व को समझा।
- भारतीय संस्कृति एवं विरासत के प्रति सम्मान की भावना विकसित हुई।
- कविता लेखन के माध्यम से अपनी भावनाओं और विचारों को रचनात्मक ढंग से व्यक्त करना सीखा।

- भाषा, शब्द-चयन और कल्पनाशक्ति का विकास हुआ।
- मौलिक लेखन एवं सृजनात्मक अभिव्यक्ति को प्रोत्साहन मिला।
- भारतीय हस्तशिल्प और स्थानीय उत्पादों के प्रति जागरूकता बढ़ी।
- विद्यार्थियों में आत्मनिर्भरता और जिम्मेदार उपभोक्ता बनने की समझ विकसित हुई।
- अपनी रचना को आत्मविश्वास के साथ प्रस्तुत करने का अवसर मिला।





कबीर के दोहे

कक्षा 8 के विद्यार्थियों ने **'कबीर के दोहे'** विषय पर एक ज्ञानवर्धक एवं रोचक गतिविधि में भाग लिया। विद्यार्थियों ने संत कबीर के प्रसिद्ध दोहों का वाचन किया और उनके भावार्थ को सरल शब्दों में समझाया। उन्होंने दोहों में निहित जीवन-मूल्यों, सत्य, प्रेम, विनम्रता, आत्मचिंतन और सदाचार के संदेश को अपने दैनिक जीवन से जोड़ने का प्रयास किया।

इस गतिविधि के माध्यम से विद्यार्थियों ने जाना कि कबीर के दोहे केवल साहित्यिक रचनाएँ नहीं हैं, बल्कि उनमें जीवन को बेहतर बनाने वाले महत्वपूर्ण संदेश भी निहित हैं। विद्यार्थियों ने अपनी पसंद के दोहों का अर्थ कक्षा में प्रस्तुत कर अपनी अभिव्यक्ति-कौशल का प्रदर्शन किया।

विद्यार्थियों ने क्या सीखा?

- कबीर के दोहों का भावार्थ एवं उनमें निहित संदेश समझा।
- हिंदी भाषा और साहित्य के प्रति रुचि विकसित हुई।
- कठिन विचारों को सरल शब्दों में समझाना सीखा।
- सत्य, प्रेम, विनम्रता और सदाचार जैसे जीवन-मूल्यों को समझा।
- आत्मचिंतन तथा अपनी कमियों को पहचानने की प्रेरणा मिली।
- दोहों का सही उच्चारण और प्रभावी वाचन करने का अभ्यास हुआ।
- विद्यार्थियों के आत्मविश्वास एवं अभिव्यक्ति-कौशल का विकास हुआ।
- साहित्य को दैनिक जीवन से जोड़कर सीखने की क्षमता विकसित हुई।

विद्यार्थियों ने **'कबीर के दोहे'** विषय के अंतर्गत दोहा लेखन गतिविधि में उत्साहपूर्वक भाग लिया।

विद्यार्थियों ने कबीर के दोहों की शैली एवं उनमें निहित जीवन-मूल्यों को समझते हुए अपनी

कल्पनाशक्ति और रचनात्मकता के आधार पर स्वयं दोहे लिखे। इस गतिविधि के माध्यम से विद्यार्थियों ने सत्य, प्रेम, सदाचार, विनम्रता, परिश्रम और आत्मचिंतन जैसे मूल्यों को अपने शब्दों में अभिव्यक्त किया। विद्यार्थियों ने अपने द्वारा रचित दोहों को कक्षा में प्रस्तुत कर अपनी सृजनात्मक प्रतिभा का परिचय दिया।

'एक आशीर्वाद' – सपनों की उड़ान

कक्षा 8 के विद्यार्थियों ने **'एक आशीर्वाद'** पाठ के अंतर्गत **'सपनों की उड़ान'** विषय पर कविता लेखन गतिविधि में उत्साहपूर्वक भाग लिया। विद्यार्थियों ने अपने सपनों, आकांक्षाओं और भविष्य की कल्पनाओं को कविता के माध्यम से रचनात्मक एवं भावपूर्ण ढंग से अभिव्यक्त किया।

विद्यार्थियों ने अपनी कल्पनाशक्ति का प्रयोग करते हुए जीवन में आगे बढ़ने, अपने लक्ष्य निर्धारित करने, कठिनाइयों का सामना करने और अपने सपनों को साकार करने की प्रेरणा को अपनी कविताओं में व्यक्त किया। इस गतिविधि ने विद्यार्थियों को अपनी भावनाओं और विचारों को स्वतंत्र एवं मौलिक रूप से प्रस्तुत करने का अवसर दिया।

विद्यार्थियों ने क्या सीखा?

- अपने सपनों और लक्ष्यों को स्पष्ट रूप से व्यक्त करना सीखा।
- कविता लेखन के माध्यम से रचनात्मक अभिव्यक्ति का विकास हुआ।
- कल्पनाशक्ति और मौलिक सोच को प्रोत्साहन मिला।
- अपने विचारों एवं भावनाओं को सुंदर और प्रभावी भाषा में प्रस्तुत करना सीखा।

- लक्ष्य प्राप्त करने के लिए मेहनत, लगन और आत्मविश्वास के महत्व को समझा।
- सकारात्मक सोच और भविष्य के प्रति आशावादी दृष्टिकोण विकसित हुआ।
- विद्यार्थियों के भाषा-कौशल एवं शब्द-भंडार में वृद्धि हुई।
- अपनी रचनाओं को आत्मविश्वास के साथ प्रस्तुत करने का अवसर मिला।

हरिद्वार के तीर्थस्थलों पर कोलाज निर्माण

कक्षा 8 के विद्यार्थियों ने **'हरिद्वार'** पाठ के अंतर्गत हरिद्वार के प्रमुख **तीर्थस्थलों पर कोलाज निर्माण** गतिविधि में उत्साहपूर्वक भाग लिया। विद्यार्थियों ने विभिन्न स्रोतों से हरिद्वार के प्रसिद्ध तीर्थस्थलों एवं धार्मिक स्थलों से संबंधित चित्र और जानकारी एकत्र की तथा उन्हें रचनात्मक ढंग से कोलाज के रूप में प्रस्तुत किया।

इस गतिविधि के माध्यम से विद्यार्थियों ने हरिद्वार की धार्मिक एवं सांस्कृतिक विरासत को समझने का प्रयास किया। रंग-बिरंगे चित्रों और आकर्षक प्रस्तुतीकरण के माध्यम से विद्यार्थियों ने अपनी रचनात्मक प्रतिभा का प्रदर्शन किया और पाठ से प्राप्त जानकारी को गतिविधि के माध्यम से बेहतर ढंग से आत्मसात किया।

विद्यार्थियों ने क्या सीखा?

- हरिद्वार के प्रमुख तीर्थस्थलों एवं धार्मिक स्थलों के बारे में जानकारी प्राप्त की।
- जानकारी एकत्र करने और उसे व्यवस्थित करने का कौशल विकसित हुआ।
- कोलाज निर्माण के माध्यम से रचनात्मकता और कलात्मक अभिव्यक्ति को बढ़ावा मिला।
- चित्रों और संक्षिप्त जानकारी के माध्यम से विषय को प्रभावी ढंग से प्रस्तुत करना सीखा।

- हरिद्वार की धार्मिक एवं सांस्कृतिक विरासत के प्रति जागरूकता बढ़ी।
- समूह में कार्य करने, सहयोग करने और जिम्मेदारी निभाने की भावना विकसित हुई।
- विद्यार्थियों में सौंदर्य-बोध, कल्पनाशक्ति और प्रस्तुतीकरण कौशल का विकास हुआ।
- अपने कार्य को व्यवस्थित एवं आकर्षक रूप में प्रस्तुत करने का अभ्यास हुआ।

'दो गौरैया' – विश्व गौरैया दिवस पर लेख लेखन

कक्षा 8 के विद्यार्थियों ने **'दो गौरैया'** पाठ के अंतर्गत **विश्व गौरैया दिवस** के अवसर पर लेख लेखन गतिविधि में उत्साहपूर्वक भाग लिया। विद्यार्थियों ने गौरैया के जीवन, उसके प्राकृतिक आवास, पर्यावरण में उसके महत्व तथा उसके संरक्षण की आवश्यकता पर अपने विचारों को लेख के माध्यम से प्रस्तुत किया।

विद्यार्थियों ने अपने लेखों में गौरैया के प्रति संवेदनशीलता व्यक्त करते हुए बताया कि छोटे-छोटे पक्षियों का हमारे पर्यावरण और जैव-विविधता में महत्वपूर्ण योगदान है। उन्होंने गौरैया के संरक्षण के लिए दाना-पानी की व्यवस्था करने, पक्षियों के लिए सुरक्षित स्थान उपलब्ध कराने तथा अपने आसपास के वातावरण को स्वच्छ और पक्षी-अनुकूल बनाए रखने जैसे उपायों पर भी अपने विचार व्यक्त किए। यह गतिविधि विद्यार्थियों के लिए साहित्य को प्रकृति और पर्यावरण से जोड़ने का एक सार्थक अवसर बनी।

विद्यार्थियों ने क्या सीखा?

- गौरैया और अन्य पक्षियों के प्रति संवेदनशीलता एवं प्रेम की भावना विकसित हुई।
- पक्षियों के संरक्षण और पर्यावरण-संतुलन के महत्व को समझा।

- अपने विचारों को व्यवस्थित एवं प्रभावी ढंग से लेख के रूप में प्रस्तुत करना सीखा।
- लेखन-कौशल, शब्द-भंडार और अभिव्यक्ति क्षमता का विकास हुआ।
- पर्यावरण के प्रति अपनी जिम्मेदारियों को समझा।
- प्रकृति एवं जीव-जंतुओं के प्रति सह-अस्तित्व की भावना विकसित हुई।
- विद्यार्थियों में रचनात्मक सोच और जागरूकता का विकास हुआ।

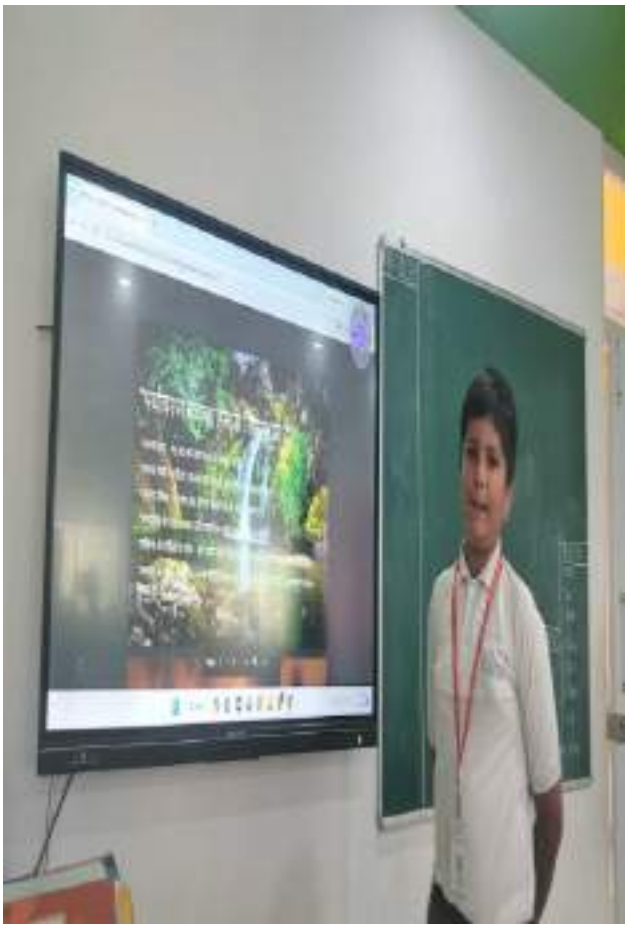

















ఎనిమిదవ తరగతి
1. చదువుదాం - సమాచార పత్రిక

రచయిత: మహాకవి డా॥ దాశరథి కృష్ణమాచార్యులు.
ఇతివృత్తం: దేశభక్తి.

"కులాలనీ మతాలనీ కొట్లాటలు మానుదాం.. సమష్టిగా దేశాన్నీ చక్కజేయ బూనుదాం!"

అక్షరాస్యత ప్రాముఖ్యతను తెలుపుతూ, సమాజంలో మనుషులు ఎలా మెలగాలో దాశరథి గారు ఈ పాఠంలో వివరించారు. చంద్రమండలానికి, సూర్యమండలానికి వెళ్ళి వచ్చే జ్ఞానాన్ని సంపాదించాలని, హింసను వదిలి మహాత్మా గాంధీజీ చెప్పిన అహింస, కరుణ మార్గాల్లో నడవాలని ఈ గేయం పిలుపునిస్తుంది. లోకంలోని శోకాలను తుడుస్తూ, కరువు కాటకాలు లేని కాలాన్ని వెతకాలని కవి ఆకాంక్షించారు.

విద్యార్థి పొందే జ్ఞానం: అక్షరాస్యత మరియు చదువు యొక్క ప్రాముఖ్యతను తెలుసుకుంటారు. కులమత భేదాలను విడిచిపెట్టి, అహింస మరియు కరుణ మార్గంలో నడుస్తూ దేశ ప్రగతికి ఎలా తోడ్పడాలో నేర్చుకుంటారు.





ఎనిమిదవ తరగతి
2. మూర్ఖులు - సమాచార పత్రిక

ఇతివృత్తం / ప్రక్రియ: హాస్యం / కథ.

"అనవసర పనులతో సమయాన్ని వ్యర్థం చేసుకోవద్దు!"

ఒక రాజు తన రాజ్యంలోని మూర్ఖుల వివరాలు సేకరించమని మంత్రిని కోరగా, మంత్రి ఆరు నెలల కాలం తీసుకొని ఐదుగురు మూర్ఖులను గుర్తిస్తాడు.

మొదటివాడు: తాను కూర్చున్న కొమ్మను తానే నరుక్కునేవాడు.

రెండోవాడు: బక్కచిక్కిన గుర్రం బరువు మోయలేదని, తలపై గడ్డిమోపు పెట్టుకొని గుర్రంపై ప్రయాణించేవాడు.

మూడోవాడు: చీకట్లో పోగొట్టుకున్న ఉంగరాన్ని వీధి దీపం వెలుతురు కింద వెతికేవాడు.

నాలుగో, ఐదో మూర్ఖులు: ముఖ్యాతి ముఖ్యమైన పనులు వదిలి మూర్ఖులను వెతకమన్న రాజు, అందుకు ఆరు నెలల విలువైన సమయాన్ని వృథా చేసిన మంత్రి!

విద్యార్థి పొందే జ్ఞానం: అనవసరమైన ఆలోచనలతో, పిచ్చి పనులతో విలువైన కాలాన్ని వృథా చేయకూడదనే వివేకాన్ని పొందుతారు. తన తప్పును లేదా నిజాన్ని నిర్భయంగా ఒప్పుకునే మానసిక పరిపక్వతను అలవర్చుకుంటారు.





ఎనిమిదవ తరగతి
3. పాప పలుకులు-సమాచార పత్రిక

రచయిత: ఆవంత్స సోమసుందర్ ('పసిడి రథం' పుస్తకం నుండి).
ఇతివృత్తం: ప్రకృతి అందాలు / గేయం.

"పిల్లల నోటి మాటలు.. అమృతపు జలజలలు!"

మనసుకు ఉల్లాసం కలిగించే చిన్నపిల్లల అమాయకపు పలుకులు, ప్రకృతి అందాల కలయికే ఈ పాఠం. ఆకాశంలో మిలమిలాడే చుక్కలు, ఏటినీటిలో తళతళలాడే చేపలు, చెట్టుకొమ్మల్లో కిలకిలాడే పిట్టలు, మల్లెతీగలో ఘుమఘుమలాడే పువ్వుల లాగే.. మంచి మనసులో పుట్టే మంచి తలంపులు కూడా సమాజాన్ని కల్మషం లేకుండా ఉంచుతాయని కవి వర్ణించారు.

విద్యార్థి పొందే జ్ఞానం: చుట్టూ ఉన్న పక్షులు, పువ్వులు, నదులు మరియు ఆకాశంలోని చుక్కలను చూసి ఆనందించే ప్రకృతి ప్రేమిగా మారతారు. స్వచ్ఛమైన మనసులో ఎప్పుడూ మంచి తలంపులే (ఆలోచనలే) ఉంచుకోవాలనే జ్ఞానాన్ని పొందుతారు.





ఎనిమిదవ తరగతి
4. స్ఫూర్తి" సమాచార పత్రిక

ఇతివృత్తం : వికలాంగుల (దివ్యాంగుల) పట్ల సున్నితత్వం / లేఖా రచన.
"కష్టపడకపోవడం, ప్రయత్నం చేయకపోవడమే అసలైన వైకల్యం!"
స్ఫూర్తి ప్రదాతల పరిచయం:

కరుణ తన మిత్రురాలు సలీమాకు రాసిన లేఖ ద్వారా రెండు కళ్ళు కనిపించకపోయినా పట్టుదలతో చదువుకొని, అందరికీ ఆదర్శంగా నిలిచిన తమ సాంఘికశాస్త్రం స్వాతి టీచర్ గురించి వివరిస్తుంది. అంధుల పాలిట వరమైన 'బ్రెయిలీ లిపి' గురించి, వైకల్యాన్ని జయించి జగత్ ప్రసిద్ధి చెందిన శాస్త్రవేత్త స్టీఫెన్ హాకింగ్, పవర్ లిఫ్టర్ రాజేందర్ సింగ్, నాట్యమయూరి సుధాచంద్రన్ల జీవితాల ద్వారా దివ్యాంగుల పట్ల సానుభూతి కాకుండా గౌరవం, ప్రోత్సాహం చూపాలని ఈ పాఠం నేర్పుతుంది.

విద్యార్థి పొందే జ్ఞానం: దివ్యాంగులను (వికలాంగులను) తక్కువ చేసి చూడకుండా, వారిని ప్రోత్సహించాలనే సామాజిక స్పృహను పొందుతారు. శారీరక లోపాలు ఉన్నా పట్టుదలతో విజయం సాధించిన వారిని చూసి ఆత్మవిశ్వాసాన్ని పెంపొందించుకుంటారు.





ఎనిమిదవ తరగతి
"5. శతక సుధ"సమాచార పత్రిక

కవులు: బద్దెన, వేమన, జంధ్యాల పాపయ్యశాస్త్రి.
ఇతివృత్తం: నైతిక విలువలు.
"పద్యం చదువుదాం.. సంస్కారవంతమైన పౌరులుగా ఎదుగుదాం!"

జీవిత సత్యాలు :

1.ప్రవర్తన: తనవారు లేనిచోట, తగవులాడుకునే చోట, అనుమానమున్న ప్రదేశాలలో మనిషి నిలువకూడదు.
2.వివేకం: ఎవ్వరు చెప్పినా వినాలి, కానీ తొందరపడకుండా నిజానిజాలు పరిశీలించినవాడే నీతిపరుడు.
3.కృతంజ్ఞత: తల్లిదండ్రుల మీద ప్రేమ లేని కొడుకు పుట్టలోని చెదలతో సమానం.
4.సంగత్యం: వేరు పురుగు చెట్టును నాశనం చేసినట్లు, చెడ్డవాడు మంచివాడి గుణాలను చెడగొడతాడు.

విద్యార్థి పొందే జ్ఞానం: సమాజంలో ఎవరితో స్నేహం చేయాలి, ఎలాంటి ప్రదేశాలలో ఉండకూడదు అనే లోకరీతిని గ్రహిస్తారు. కోపాన్ని అణచుకోవడం, పెద్దలను గౌరవించడం, మరియు ఎవరైనా ఏదైనా చెబితే తొందరపడకుండా నిజానిజాలు పరిశీలించే నిదానాన్ని (వివేకాన్ని) అలవర్చుకుంటారు.







Kairos
GLOBAL SCHOOL
For a World-Ready Future

Newsletter

2026-2027

Grade-9

GRADE-9

ENGLISH

Thresholds: The Grade 9 Anthology

Welcome to the inaugural edition of our Grade 9 English E-Magazine—a dynamic showcase of literary craftsmanship, critical inquiry, and creative expression.

As Ninth Graders embarking on a transformative academic chapter, we stand at the threshold of fresh perspectives and refined storytelling. This digital publication serves as a curated forum for our collective intellect, housing everything from nuanced analytical essays and vivid prose to evocative poetry and sharp commentary. Here, words transcend the page to challenge, inspire, and illuminate.

"Language is the dress of thought; every time you speak or write, your mind appears in a dynamic cloak of its own making." — Samuel Johnson

The Tapestry of Thought

An introductory verse for this edition:

A spark of thought,
a line designed,
to capture landscapes of the mind.
In measured verse and cadence bold,
Unspoken narratives unfold.
Through shifting themes and sharp insight,
we trace the contours of the light.
Turn the page, explore the space,
and find your voice within this place.

We invite you to immerse yourself in these pages, engage with the ideas within, and celebrate the burgeoning voices of our Grade 9 community.

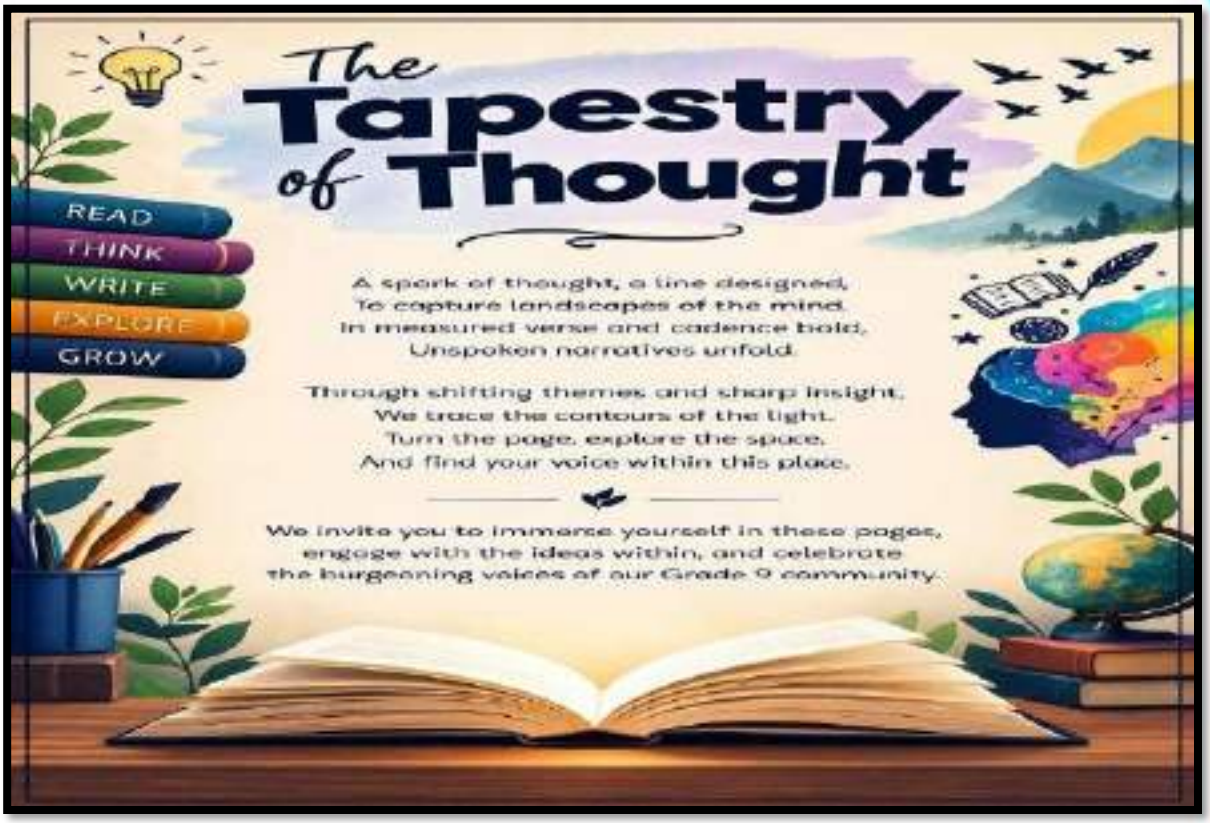

A Twist in the Tale

A misplaced mark, a sentence bent, Can completely change what the author meant. "Let's eat, Grandma!" saves a life, While missing commas cause utter strife!

With quotes displaced and stops misplaced, A simple story gets wildly chased. A giant panda walks right in, "Eats, shoots, and leaves"—the laughs begin!

For when our young scholars twist the phrase, Grammar turns into a hilarious maze. A dot, a dash, a funny line, Punctuation makes our writing shine!

Bringing humor, logic, and creativity together, our Grade 9 scholars engaged in an entertaining "Punc Punc Punctuate!" Activity.

In this exercise, the students explored the incredible power of punctuation marks by intentionally punctuating short stories in funny, unexpected ways to see how dramatically a sentence's meaning can change!

By altering full stops, commas, quotation marks, and hyphens, the young writers created hilarious mix-ups—turning innocent family dinners into absurd comedy skits and ordinary superhero tales into chaotic misadventures. Through this playful hands-on exercise, our Grade 9 scholars learned that punctuation isn't just about following strict rules—it is the subtle conductor of tone, rhythm, and clarity in writing!



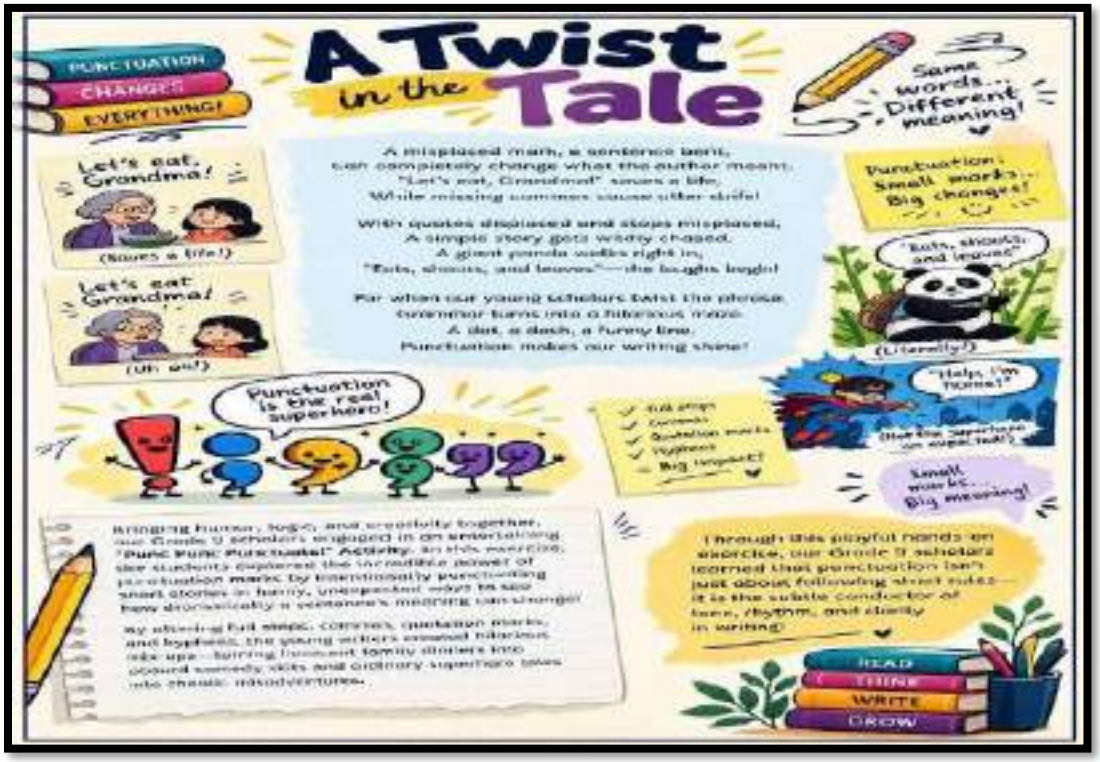

Idioms in Action: A Student Showcase

Phrases with Personality



When figures of speech take center stage,

Vivid idioms fill the page.

"Piece of cake" or "break a leg,"

No need to bargain or to beg!

Spilling beans and catching rain,

Pictures made to make it plain.

Literal drawings turned around,

Where hidden meanings can be found.

With brush and pen they draw the clue,

To show what expressions really do.

For when our students speak with flair,

Creativity fills the air!

Injecting colour, humour, and imagination into their language study, our scholars took on an engaging Idioms Activity. To master these figurative expressions, the students explored the contrast between literal interpretations and actual figurative meanings through creative artwork, visual puzzles, and illustrated posters.

By drawing hilarious literal scenes—such as actually spilling a bowl of beans or catching a falling leg—and pairing them with their true figurative definitions, the young artists made abstract expressions easy to grasp. This hands-on project helped our scholars expand their figurative language skills, enrich their descriptive writing, and discover how idioms add personality, wit, and cultural depth to everyday conversation!

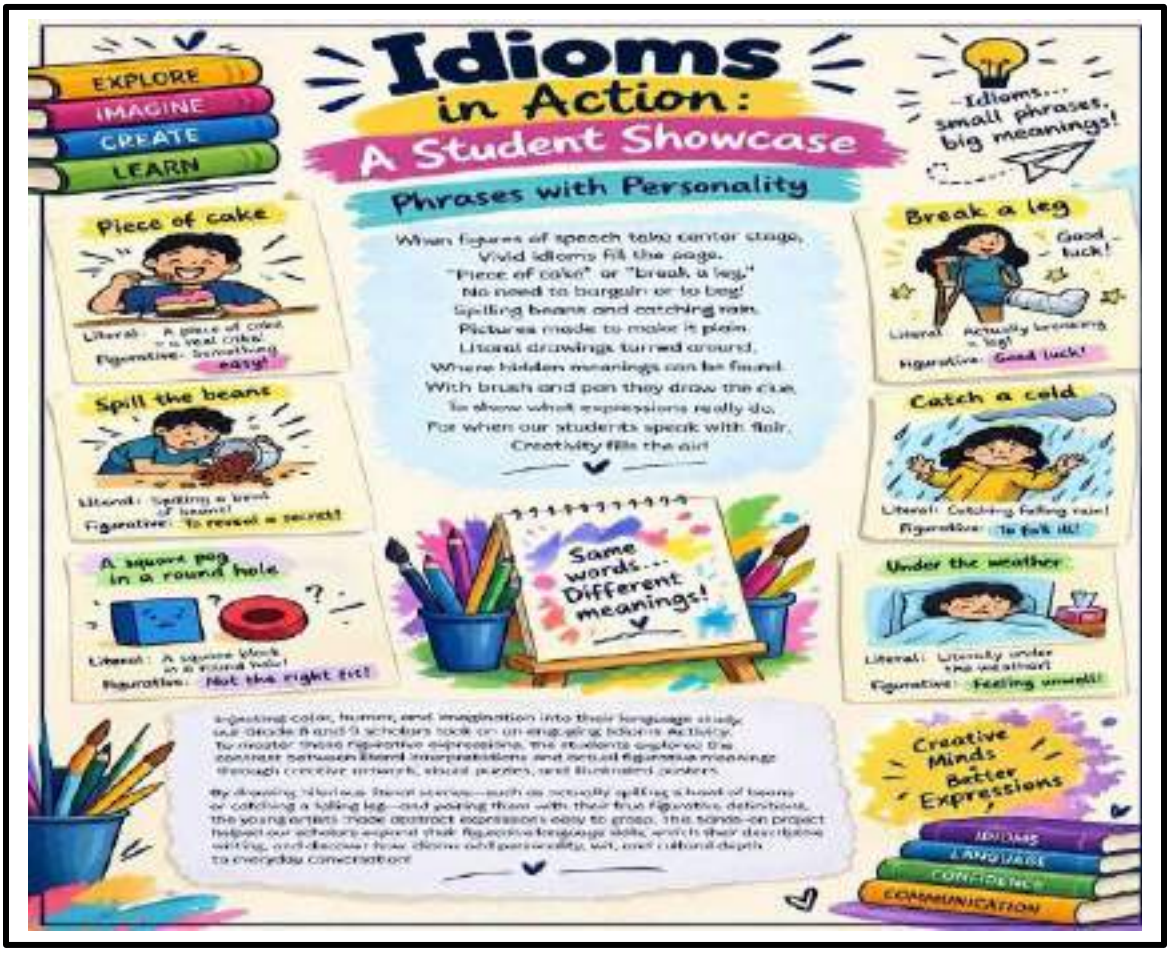

Morning in 2050

I rubbed my eyes and checked the date,

Convinced my clock was running late.

No morning toast, no kettle's hiss— Just nutrient gel in a bowl of bliss!

The toaster gave a cheerful greeting,

And filed a report on my heart's fast beating.

My flying car was parked in air, While a robot tried to comb my hair!

I searched for a pen to write it down,

The strangest sight in the futuristic town.

For though the world is run by chrome, My trusty ink still feels like home!

Imagine waking up on a crisp morning in the year 2050, rubbing your eyes, and realizing your alarm clock isn't ringing—it's mentally telepathing a reminder directly to your neural implant!

Our students took on the thrilling, lighthearted creative writing prompt: "If I Woke Up in 2050." Channeling the true power of the pen, our young writers combined sharp wit, vivid imagination, and clever humor to sketch out a world where high-tech living meets human hilarity.

Through satirical short stories and playful essays, the students imagined navigating a future where AI fridges lock you out for skipping vegetables, hover-buses have mid-air traffic jams, and pets communicate via digital translation collars. By wielding their pens with wit and creativity, our scholars proved that no matter how advanced, automated, or ultra-futuristic the world becomes, nothing captures the human spirit—and a good laugh—quite like the timeless power of written words!

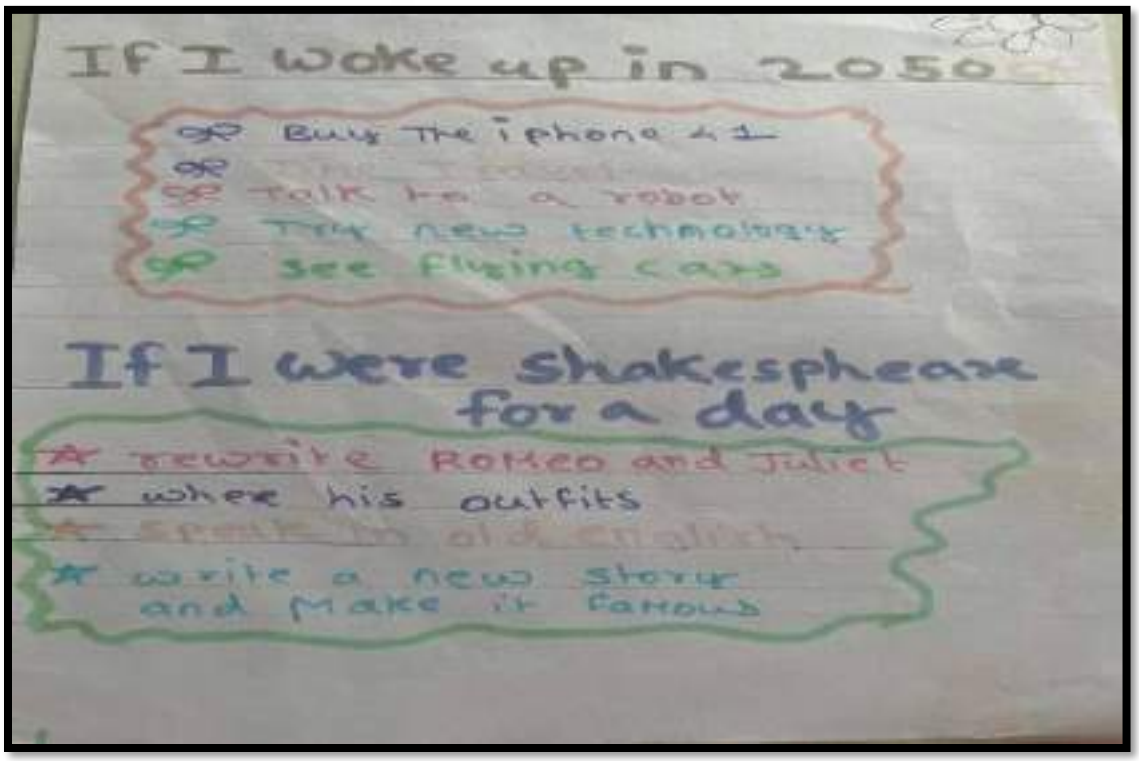

The Silent Masterpiece

When shadows lengthen, dark and cold, A fragile thread of life to hold.
Beneath the storm, where hope seemed lost, A quiet gift defies the frost.
No grand acclaim, no loud renown, As autumn leaves fall softly down.
Yet painted grace upon the brick, Can make the fading pulse beat quick.
For true devotion seeks no praise, It gives its all to mend our days.
A final brushstroke set in stone, To prove no heart must fight alone!

Engaging in a deep and reflective study of O. Henry's classic narrative, our Grade 9 scholars produced an exceptionally sincere Story Analysis of "The Last Leaf." Approaching the text with emotional maturity and critical insight, the students looked beyond the story's surface plot to explore profound human themes such as silent sacrifice, the resilience of the human spirit, and the transformative power of empathy.

Through detailed written reflections and analytical essays, the young scholars examined the tragic vulnerability of Johnsy and the quiet heroics of the aging painter, Behrman. They thoughtfully analyzed how the lone painted leaf served as a poignant metaphor for hope, demonstrating that true art is measured not by world acclaim, but by its ability to restore a human life. This sincere exploration enabled our Grade 9 learners to appreciate O. Henry's masterly narrative craft while internalizing timeless lessons on compassion and selflessness.

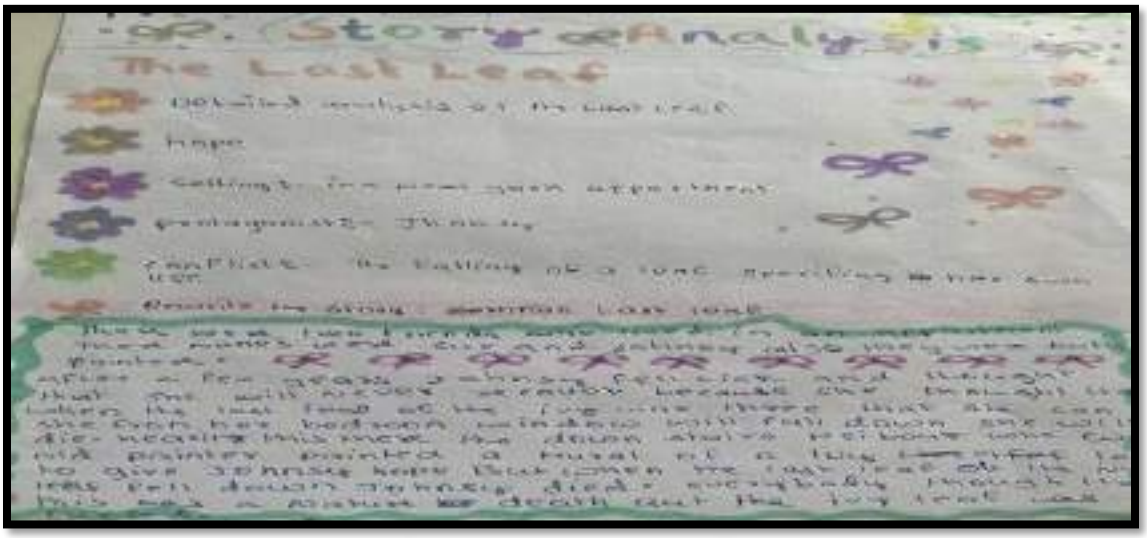



Garden of Action

Amidst the petals, soft and bright, Where wings flutter in golden light.
A garden blooms with words that move, Where living verbs their power prove!
From bees that buzz to wings that soar, Each butterfly opens a dynamic door.
Transitive, modal, helping, state— Action and energy create!
With craft and thought, the garden grows, As meaning into structure flows.
For when our words take flight and strive, The power of language comes alive!

Merging artistic craftsmanship with rigorous grammatical inquiry, our Grade 9 scholars cultivated a vibrant Verbs and Their Kinds Activity. Transforming the classroom into a blooming linguistic garden, the students designed intricate butterfly and honeybee cut-outs to map out the diverse categories and nuances of verbs in the English language.

Each fluttering butterfly and industrious bee represented a distinct verb classification—including *action verbs*, *linking verbs*, *auxiliary (helping) verbs*, *modal verbs*, and *transitive versus intransitive verbs*. Adorned with precise definitions and well-crafted example sentences, these artistic cut-outs illustrated how verbs serve as the energetic engine of every sentence. This sincere and hands-on endeavor allowed our Grade 9 learners to deepen their understanding of syntax, refine their sentence-building precision, and appreciate the active beauty of language in motion.



Petals of Description

A flower blooms in hues so bright,

Unfolding words that catch the light.

Each delicate petal holds a clue,

Describing all we see and knew!

From size and shade to quality,

Words blossom with variety.

Demonstrative, possessive, place—

Enhancing thought with poise and grace.

With paper craft and careful line,

The rules of syntax softly shine.

For when descriptive language grows,

A gardens of expression flows!

Merging artistic design with deep linguistic exploration, our Grade 9 scholars crafted a thoughtful Adjectives Flower Cutout Activity. Transforming abstract grammar rules into visual art, the students created multi-petaled paper flowers, with each vibrant petal dedicated to a specific classification of adjectives.

From adjectives of quality, quantity, and number to demonstrative, possessive, interrogative, and proper adjectives, each section contained clear definitions paired with well-constructed example sentences. By carefully folding, cutting, and arranging these botanical grammar models, our Grade 9 learners deepened their understanding of how descriptive words add depth, precision, and imagery to their writing, proving that grammar flourishes best when nurtured through creative craftsmanship.

Breezes of Heritage

Peacock feathers and woven thread, Echoes of times from days long fled. Crafted with pride from state to state, Handmade fans that celebrate.

Winds of Change upon the page, Connecting history age to age. From royal courts to village shade, Honoring how these fans were made.

With steady hands and minds inspired, They recreate what all admired. For in each gentle, cooling sway, Our rich traditions live today!

Connecting history, culture, and hands-on craftsmanship, our Grade 9 scholars engaged in an enriching Pankha Making Activity as part of their study of the chapter *"Winds of Change."* Exploring the cultural heritage of traditional Indian hand fans (*pankhas*), the students researched how different states crafted these cooling instruments using diverse materials like palm leaves, bamboo, embroidered fabrics, and vibrant peacock feathers.

In addition to crafting their own traditional *pankhas*, the students presented detailed research posters highlighting the evolution, historical significance, and regional art forms associated with these hand fans—ranging from royal courtly *pankhas* to everyday household crafts. This project allowed our Grade 9 learners to appreciate how simple traditional inventions blend utility with art, bringing cultural history to life through creative design.












PUNJAB
Pankha
HISTORY
USES

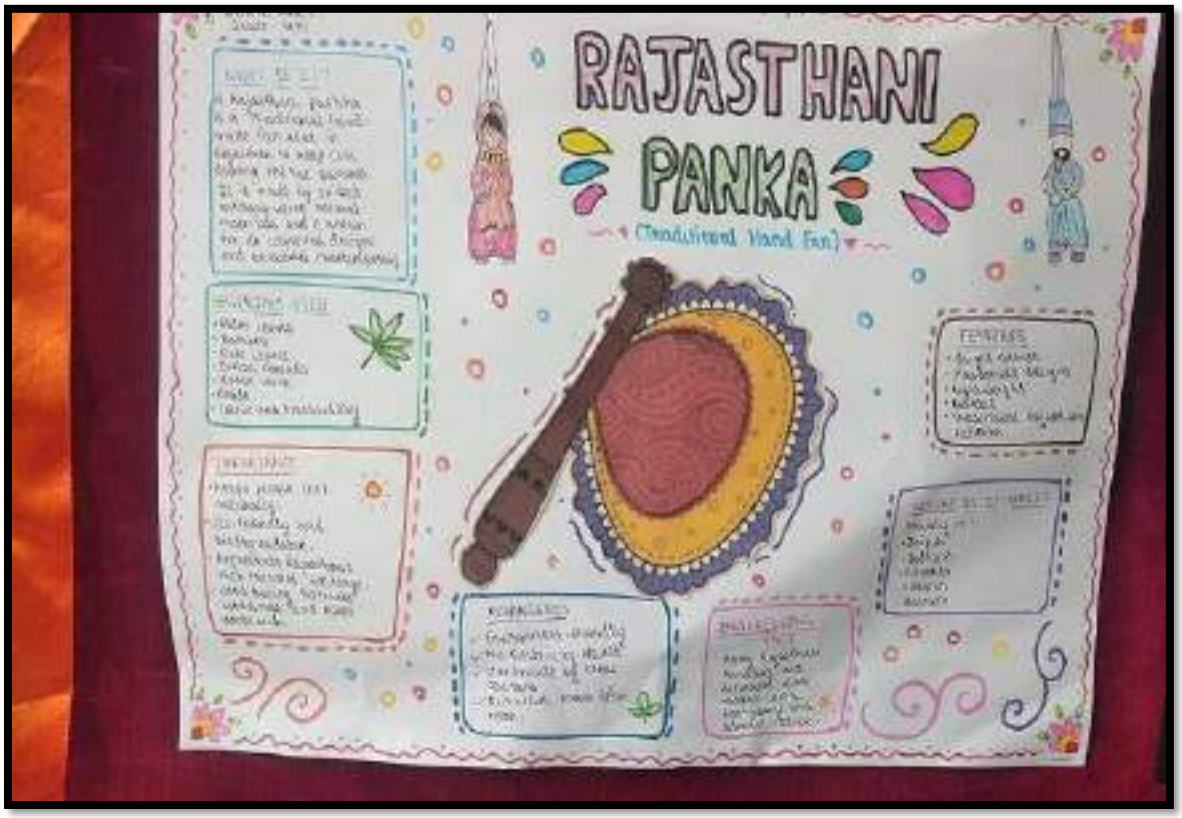
RAJASTHANI
PANKA
(Traditional Hand Fan)

Bharat in Our Hands

Many paths, but one shared land, Bharat held in every hand. Ancient domes and dance so bright, Flavors, faiths, and festive light.

From northern peaks to southern shores, A rich tapestry we all adore. Different voices, one strong song, This is where we all belong.

In every heart, a sacred flame, United under Bharat's name. For when our traditions intertwine, Our motherland begins to shine!

Drawing deep inspiration from Subramania Bharati's iconic poem *"Bharat Our Land"* (Poem-1 from the *Kaveri* textbook), our Grade 9 scholars brought the theme of Unity in Diversity to life through vibrant visual collages and creative displays.

Through carefully curated artwork—such as map-shaped cutouts titled *"Bharat In My Hands"*—the students represented the many facets that define our nation: iconic historical monuments, diverse religious symbols, traditional dances, rich culinary heritage, and colorful festivals. By blending patriotic poetry with visual arts, our Grade 9 learners beautifully expressed how India's strength lies in its harmonious blend of cultures, celebrating the eternal spirit of a united Bharat.

Flip Book - Figurative Language

Pages of Poetic Craft

A gentle turn of folded white, Brings hidden meanings into light.

With every flip, a verse takes shape, Where imagery finds sweet escape.

From metaphor to subtle chime, Of rhythm, resonance, and rhyme.
Personification softly speaks, As wonder through the paper peeks.

With deliberate thought and artist's pen, The power of poetry lives again.
For when literary devices unwind, The quiet brilliance of the mind!

Demonstrating exceptional analytical depth and artistic precision, our Grade 9 scholars engaged in an immersive Figurative Language Flip Book Activity. Designed to master the nuances of poetic craft, the students created multi-layered flip books that serve as tactile, interactive guides to essential poetic devices.

Each page of the flip book explores a distinct device—such as *metaphor*, *simile*, *personification*, *hyperbole*, *alliteration*, *oxymoron*, and *onomatopoeia*. Underneath each labelled tab, the young literary critics provided sincere definitions, classic poetry excerpts, and original illustrative examples. This hands-on project enabled our Grade 9 learners to synthesize complex literary concepts, analyze how poets construct evocative imagery, and refine their own creative voices through structured, thoughtful design.


Figurative Language
simile
Metaphor
Alliteration
Oxymoron
Idiom
Personification
FIGURATIVE
Language
Simile
Metaphor
Hyperbole
Idiom
Imagery
Alliteration
Figurative Language
Simile
Idiom
Metaphor
gurative Language.
SIMILE
METAPHOR
IDIOMS
ALLITERATION
Allusion

Voices of Triumph

A spirit forged through trial and pain, Where courage breaks each heavy chain. A champion's path, both fierce and bold, A story of silver, bronze, and gold.

In every answer, wisdom flows, As strength against all hardship grows. With quiet grace and steadfast mind, She leaves a legacy behind.

Through earnest thought and deep reflection, They trace a life of grand direction. For when true resilience takes the stage, Inspiration fills every single page!

Reflecting on the power of perseverance, determination, and human resilience, our Grade 9 scholars engaged in an insightful classroom activity centered on "An Interview with Deepa Malik" from their *Kaveri* textbook. Delving into the extraordinary life of India's first female Paralympic medalist, the students analyzed her inspiring journey overcoming physical adversity to achieve national and international acclaim.

Through structured role-plays, mock journalistic interviews, and reflective analytical writing, the young scholars explored the thematic core of her life story—focusing on grit, positive mindset, and breaking societal barriers. This sincere exploration not only enhanced their comprehension of interview formats and biographical prose, but also inspired them to embrace challenges with unwavering courage and optimism.


AN INTERVIEW WITH
Deepa Malik



Voices of Tomorrow: Grade 9's Vision for a Greener Planet

Driven by a profound concern for our planet's future, our Grade 9 scholars have channeled their environmental passions into real-world action through pioneering eco-inventions. Recognizing that sustainable change requires both awareness and innovation, these young visionaries set out to design practical solutions to pressing ecological challenges. From solar-powered debris skimmers and biodegradable packaging to smart rainwater irrigation units, their inventive prototypes demonstrate how scientific inquiry and empathy can merge to protect our natural world. By turning abstract conservation ideas into functional, forward-thinking designs, our students prove that age is no barrier to meaningful ecological stewardship—reminding us all that the blueprint for a greener tomorrow rest in creative, dedicated hands.





Unlocking Language: Grade 9's Journey Through Grammar and Narrative

Taking the stage with confidence and creative flair, our Grade 9 scholars recently delivered captivating presentations that bridged the gap between mechanics and storytelling. Demonstrating how fundamental grammar concepts—from masterfully placed punctuation to dynamic verb tenses—serve as the hidden engine of great literature, the students brought linguistic rules to life through interactive displays and compelling original tales. Each group illustrated how precision in structure elevates the emotional resonance of a story, turning subtle grammar choices into powerful tools for suspense, character development, and atmosphere.

Their presentations proved that mastering language is far more than following rules; it is the ultimate key to compelling, expressive narrative art.






Past tense
PAST TENSE




TENSE



MATH

Math is very important in the curriculum for learners. Mathematics is a branch of knowledge that deals with numbers, quantities, shapes, and patterns. It provides a way to understand and interpret the world around us, using logical reasoning and problem-solving techniques. Mathematics is foundational to many fields.

Students learnt about

1. World of numbers

A rational number is any number that can be written in the form of a fraction, p/q, where p and q are integers and q is not zero. This includes fractions, integers, terminating decimals, and repeating decimals. In this unit, the children sharpened their skills in performing operations with rational numbers, such as addition, subtraction, multiplication, and division. Remember, dividing by a rational number is the same as multiplying by its reciprocal! The children also explored their properties, including the commutative property for addition and multiplication, and the associative and distributive properties, which help simplify complex calculations. In this chapter the kids learnt about

a) irrational and rational numbers

b) proof of irrationality

c) spiral activity on irrational numbers

d) rationalization

e) Real numbers and its properties

In an expression like 7^4, the base is 7 and the exponent (or power) is 4. This means the base **is multiplied** by itself four times:

$$7\times7\times7\times7.$$

The main goal is to master the laws of exponents. These rules are like a secret code for simplifying expressions and will be essential for the children's success in algebra. The students learnt:

- Product Rule: When multiplying powers with the same base, the exponents are added. For example, $x^2\times x^3=x^{2+3}=x^5$.
- Quotient Rule: When dividing powers with the same base, the exponents are subtracted. For example, $x^5/x^2=x^{5-2}=x^3$.
- Power of a Power Rule: To raise a power to another power, you multiply the exponents. For example, $(x^2)^3=x^6$.
- Zero Exponent Rule: Any non-zero base raised to the power of zero equals one. For example, $9^0=1$.

2. Circles & Congruency:

Congruence: when two triangles having same shape and size call it as congruence.it is denoted as ≅.

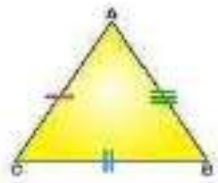

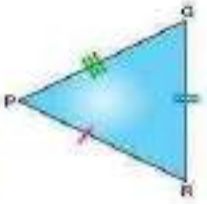

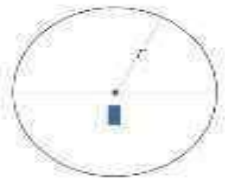

In this chapter the students learnt about congruence criterian:

1) SSS
2) SAS
3) ASA
4) AAS
5) RHS

Circle: Set of all points which are equidistance from the fixed point is called a circle.

This chapter discussed about

a. Circumcircle and circumcenter of the circles

b. Equal chords subtend equal angles at the centre

c. equal centre have equal chords of the circle

d. centre of the circle whose radius bisect the chord perpendicularly

e. equal chords having equal distance from the centre

f. angle subtended by an arc at the centre of the circle is double the angle subtended by the arc at any point on the circles outside the arc.

g. opposite angles of the cyclic quadrilateral are supplementary.

h. the vertices are on the circle is called cyclic quadrilateral

3. Linear polynomials

A polynomial is an algebraic expression made up of variables, coefficients, and non-negative integer exponents. For example, $3x^2+2x-5$ is a polynomial. In this chapter, the focus was on key concepts such as the degree of a polynomial, which is the highest power of the variable in the expression. The students also classified polynomials based on their degree and the number of terms they contain. A monomial has one term, a binomial has two terms, and a trinomial has three.

According to the syllabus, the main focus was on the following topics:

- Zeroes of a Polynomial: A zero of a polynomial is the value of the variable that makes the polynomial equal to zero. For example, in the polynomial $p(x)=x-2$, the zero is 2 because $p(2)=2-2=0$. We'll learn how to find the zeroes of linear and quadratic polynomials.
- Factor Theorem: This is a powerful tool that helps us determine if a given expression is a factor of a polynomial. The Factor Theorem states that $(x-a)$ is a factor of the polynomial $p(x)$ if and only if $p(a)=0$.
- Linear Growth and linear relationships

- Visualizing linear relationships
- The equation $2x+y=6$, one solution is $(2,2)$, because $2(2)+2=6$. An important concept to grasp is that a linear equation with two variables has infinitely many solutions.

Graphing a Linear Equation: This is where the geometric aspect comes in. A linear equation with two variables is an equation that can be written in the form $ax+by+c=0$, where a, b, and c are real numbers, and both a and b are not zero. The key feature of these equations is that when you graph all of their possible solutions, they form a straight line.

According to the syllabus from NCERT, focus was on the following key concepts:

- Introduction to Linear Equations: The children began by understanding what a linear equation in two variables is and how it differs from a linear equation with one variable. They also identified the coefficients $(a$ and $b)$ and the constant term (c) in a given equation.

- Solutions of a Linear Equation: A solution to a linear equation with two variables is a pair of values (x,y) that makes the equation true. For example, in how to find several solutions to a linear equation and plot them on a coordinate plane. When you connect these points, they will form a straight line. Every point on that line is a solution to the equation, and every solution is a point on that line. The students practiced drawing the graphs of linear equations and interpret the graph to understand the relationship between the two variables.

- This chapter helped the students understand the linear equation and representing equation on to the graph by taking some values of x and y and then represent straight line on to the graph.

4. Co-ordinate geometry

Basic Terms and Definitions: The fundamentals started with defining different types of angles, such as complementary and supplementary angles, and identifying various types of lines, including intersecting and non-intersecting lines. Children also learnt key terms like collinear and non-collinear points.

Axioms and Theorems: Axioms are statements assumed to be true without proof, and we use them to prove theorems. One of the first axiom that was covered is the Linear Pair Axiom, which states that if a ray stands on a line, then the sum of the two adjacent angles is 180°.

Intersecting and Parallel Lines: Children explored the properties of angles formed when two lines intersect. They proved that if two lines intersect, the vertically opposite angles are equal. They also studied parallel lines and the special pairs of angles formed when a transversal line intersects them, such as corresponding angles, alternate interior angles, and co-interior angles. The students used these relationships to solve problems and prove that two lines are parallel. The syllabus focused on the core theorems related to parallel lines without getting into more complex proofs.

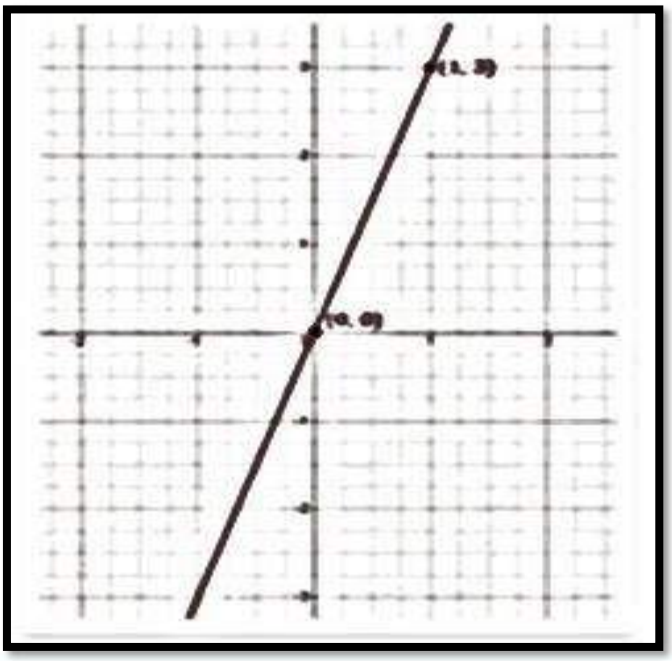

5. Sets

Definition of a Set: A well-defined collection of distinct objects. Membership is formally denoted using $x \in A$ (x belongs to A) and $x \notin A$ (x does not belong to A).

- Tabular Form.
- Set-Builder Form / Rule Method Standard Number Systems.
- Interval Notation on the Real Line.

This chapter discussed on:

- Types of Sets & Cardinality
- Subsets and the Power Set
- Operations on Sets & Venn Diagrams
- Laws of Set Algebra
- Cardinality & Practical Applications

6. Exploring Algebraic identities

Algebraic expression is an expression which involves constants and variables and interconnected with fundamental operators.

In this chapter the children learnt about:

a) Visualizing identities

b) Factorisation of algebraic expressions using identities

c) Factorisation using algebraic tiles

d) Finding new identities

e) Simplifying rational expressions

Activity on dividing the polynomials with polynomials:









CHEMISTRY

Chemistry is the fascinating science that helps us understand the matter around us and the changes it undergoes. From the food we eat and the medicines we use to the air we breathe and the materials in our everyday lives, chemistry is everywhere. Through experiments and exploration, students discover how substances interact, react, and transform. Chemistry turns curiosity into discovery and makes science come alive!

TYPES OF SOLUTION

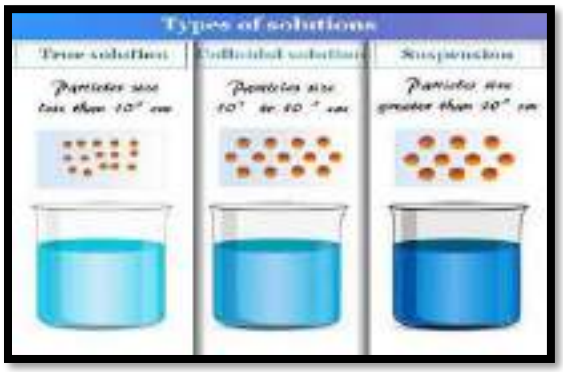



The world around us is filled with different kinds of mixtures. Solutions, suspensions, and colloids are three important types that we encounter in everyday life.

- Solution: A homogeneous mixture in which a solute completely dissolves in a solvent. *Examples: salt water, sugar solution, and air.*

- Suspension: A mixture in which larger particles are dispersed in a liquid and settle down when left undisturbed. *Examples: muddy water and chalk powder in water.*

- Colloid: A mixture containing particles that are smaller than those in a suspension but larger than those in a solution. They remain dispersed and do not settle easily. *Examples: milk, fog, and whipped cream.*

SEPARATING HOMOGENEOUS MIXTURES

The children learned that even when substances are mixed uniformly, they can still be separated using physical methods:

- Crystallization: Helps obtain pure solid crystals from a solution.

Example: Salt crystals from seawater.

- Distillation: Separates a solvent by evaporation and condensation.

Example: Pure water from salt water.

- Chromatography: Separates different substances based on how fast they move through a medium.

Example: Different colours in black ink.











SEPARATING HETEROGENEOUS MIXTURES





- Separating Funnel: Separates immiscible liquids like oil and water.
- Centrifugation: Separates fine suspended particles, e.g., cream from milk.
- Coagulation: Makes suspended impurities clump and settle, e.g., water purification using alum.
- Sublimation: Separates a sublimable solid from a non-sublimable solid, e.g., ammonium chloride and sand.
- Sedimentation: Heavier insoluble particles settle at the bottom, e.g., muddy water.
- Filtration: Separates insoluble solids from liquids using a filter, e.g., sand from water.

Kairos Global School
For a World-Ready Future

SYMBOL OF ELEMENTS AND THEIR VALENCIES

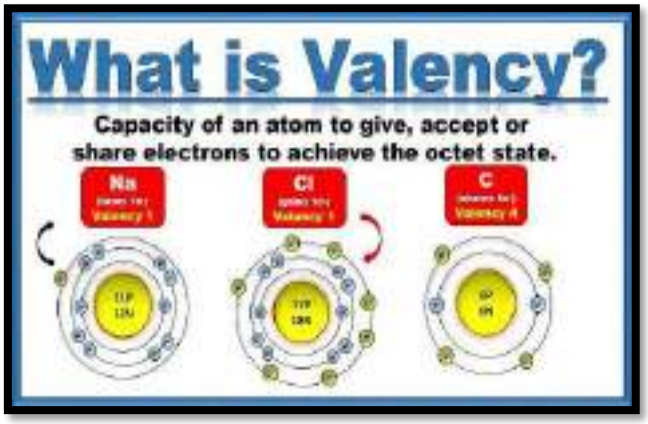



The children learned that elements are represented by symbols and their valency tells us how they combine with other elements. They explored common symbols such as H, O, N, C, Na, Mg, Al, Cl, Ca and K. They also learned that some elements can have more than one valency, such as Fe and Cu. Understanding symbols and valency helps them write chemical formulae correctly.

ELECTRONIC CONFIGURATION

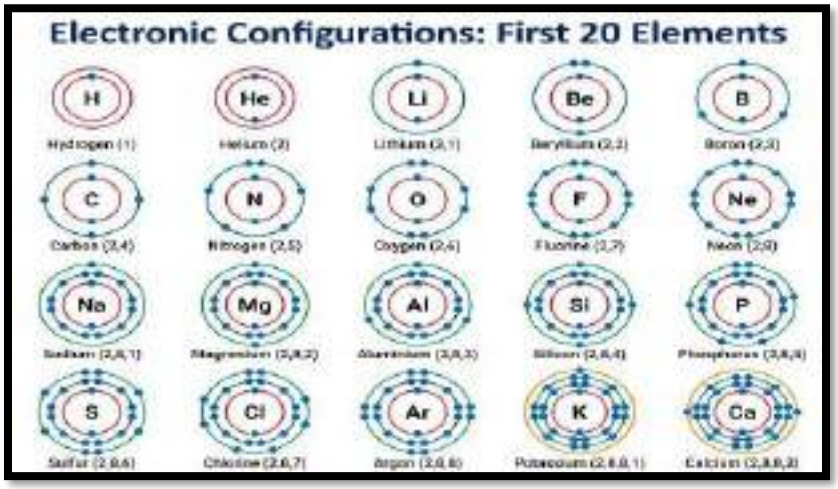

The children learned that electrons are arranged in different shells around the nucleus. They explored how electrons are distributed in the K, L, M and N shells. They learned the basic rules for filling electrons in each shell and understood how the outermost electrons determine the valency and chemical behaviour of an element.

BIOLOGY

What is Biology?

Biology is the fascinating study of life, exploring everything from the tiny world of cells to the complex ecosystems that sustain our planet. Biology is a natural science concerned with the study of living organisms, their structures and functions, their development and evolution, and their relationships with one another and the environment.

Why is Biology significant?

Biology helps us understand life, living organisms and their interactions with the environment. It contributes to healthcare, agriculture, environmental conservation and scientific research, while developing our observation and analytical skills.





The topics covered for Science-Biology Class 9 Term 1:

Cell- The building block of life.

1) Activity: To study a compound microscope.

The compound microscope is an important instrument used to observe objects that are too small to be seen clearly with the naked eye. Students learned about its major parts, including the eyepiece, objective lenses, stage, light source, coarse adjustment and fine adjustment knobs.

They also understood how light passes through the specimen and the lenses magnify the image, allowing tiny structures such as cells to be observed clearly.







2) Activity: Exploring the Hidden World of an Onion

An ordinary onion revealed an extraordinary microscopic world! Students carefully peeled a thin layer from the onion, prepared a temporary slide and viewed it under a compound microscope.

The neatly arranged, brick-like cells could be observed clearly, helping students discover that cells are the basic structural units of living organisms. This simple activity transformed an everyday vegetable into an exciting lesson about the microscopic organisation of plants.



3) Activity: Mitosis and Meiosis – Learning Through Creativity

Students prepared A4 sheets on mitosis and meiosis, creatively presenting the different stages of cell division. They arranged the stages in sequence and used illustrations, labels and brief descriptions to show how chromosomes behave during each stage. The activity helped students understand the processes of mitosis and meiosis and recognise their key differences. By creating their own visual representations, students were able to turn a complex biological process into an easy-to-follow and memorable learning experience. Through colours, drawings and careful sequencing, the A4 sheets brought the fascinating process of cell division to life.



4) Activity: Unravelling the world of Tissues.

Students transformed the concept of tissues into an engaging hands-on learning experience. A rotating wheel helped them identify and revise different types of tissues and their functions, while studying onion tissue gave them an opportunity to observe how cells are arranged and organised.

They also prepared comparative charts to differentiate between various plant and animal tissues based on their structure and functions. These activities helped students understand how specialised groups of cells work together to perform specific functions in living organisms.

From rotating wheels to colourful comparisons, Biology became an experience of learning, observing and discovering.



5) Activity: Unveiling the Structure of a Flower

Students investigated the different parts of a flowering plant through a hands-on activity. They observed a flower closely and identified its major parts, including the sepals, petals, stamens and pistil, understanding the role played by each part in the process of reproduction.Through observation, labelling and creative presentation, students connected the structure of a flower with its function. The activity helped them appreciate how each tiny part contributes to the formation of seeds and the continuation of plant life. From colourful petals to delicate reproductive structures, students discovered that every part of a flower has a purpose.



The Physics Playground

Welcome to the Grand Physics Arena, where space, time and motion collide! In this edition, Grade 9 transforms abstract forces into pure experimental magic. They traced winding distances and discovered the shortest paths of displacement. Their team mapped thrilling trajectories, watching curves unfold across two dimensions. From smooth uniform glides to sudden shifts, they decoded every type of motion. Then, they challenged inertia testing why resting bodies refuse to budge. They unleashed raw forces and watched momentum leap into dynamic action. Every push met its equal reaction, proving Newton's Laws rule our world. Through hands-on trials, they turned dusty textbook formulas into living science. Turn the page and step directly into our universe of motion and energy!

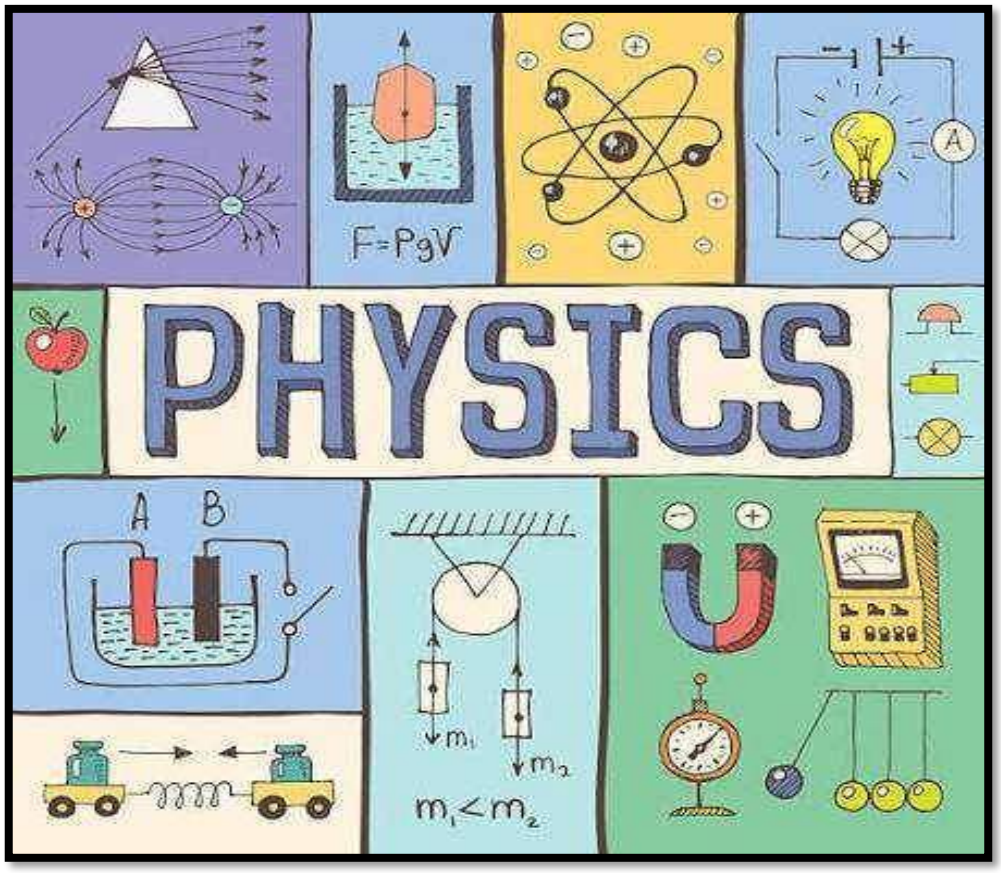

Activity 1: Physics on the Field

Trading desks for the open field, Grade 9 students turned basketballs and throwballs into real-world physics experiments! As they sprinted across the court, every pass and shot brought the concepts of distance, displacement and trajectory to life. Collaborating in teams made mapping out linear, rotational and projectile motions feel like second nature a fun-filled, action-packed session where textbook theories met dynamic real-world play.



Kairos
Global School
For a World Ready Future





Activity 2: Unlocking Newton's Universe

Right inside the classroom, students tackled the fundamental forces that govern the universe through hands-on trials and dynamic flipped classroom sessions on Newton's laws of motion. By plotting detailed graphs and testing how objects resist changes in movement, they brought the concept of inertia straight to their desks. Exploring Newton's three laws allowed them to visualize the exact relationship between force, mass, acceleration, and action-reaction pairs, transforming classic mechanics into an interactive discovery.



Kairos
Global School
For a World-Ready Future



Through every sprint on the field and every experiment at their desks, Grade 9 bridged the gap between abstract science and living reality. They didn't just study the universe they felt its invisible rhythms pushing back against every step, toss, and dynamic turn. By stepping out of the traditional mold, curiosity became the ultimate engine driving their discovery. Science ceased to be a static set of rules on a chalkboard and transformed into a vibrant dance of energy, balance, and momentum. These interactive moments proved that the world around us is an unending classroom waiting to be decoded. As these young thinkers move forward, they carry a whole new lens to view the mechanics of everyday life. The spark kindled through these hands-on challenges will continue to power their journey into higher scientific horizons. Physics is no longer just a subject to learn; it is now a universe they know how to navigate.



SOCIAL SCIENCE

Social Science serves as a foundational lens for ninth-grade learners to investigate how communities organize, adapt, and evolve across eras and environments. Throughout this term, our educational approach moved decisively beyond traditional memorization, emphasizing evidence-based reasoning and interdisciplinary analysis. Students were guided to interrogate the underlying patterns of human behavior, examine environmental interactions, and assess institutional mechanisms. Developing these analytical competencies trains young minds to deconstruct complex societal phenomena, synthesize multiple perspectives, and cultivate the intellectual independence required to engage thoughtfully with an interconnected world.

Our classroom philosophy this term centered on active inquiry, hands-on investigations, and collaborative problem-solving. Instead of acting as passive recipients of facts, learners stepped into the shoes of social scientists—working directly with physical data, geographical observations, constitutional frameworks, and economic indicators. Through structured group deliberations, real-world case evaluations, and interactive simulations, students uncovered the direct connections between institutional designs, physical systems, and everyday decision-making. This participatory approach deepened conceptual retention and fostered a genuine sense of civic responsibility, intellectual curiosity, and critical literacy.

Topics covered:

- Chapter 1: Understanding Social Science

Key Skills Developed:

- Epistemological Inquiry: Distinguishing between subjective opinion, cultural perception, and empirical social fact through structured inquiry methods.

- Interdisciplinary Synthesis: Formulating connections across history, spatial geography, political theory, and economics to evaluate real-world events holistically.

Geography

- Chapter 2: Shaping of the Earth's Surface
- Chapter 3: Atmosphere and Climate

Key Skills Developed:

- Geomorphological Analysis: Identifying and distinguishing between endogenous and exogenous forces (tectonic shifts, weathering, erosion, deposition) that continuously reshape planetary landforms.
- Atmospheric Systems Literacy: Interpreting atmospheric layers, pressure belts, and global wind patterns to explain seasonal shifts, precipitation cycles, and local microclimates.
- Diagrammatic & Spatial Interpretation: Analyzing cross-sectional diagrams of geological fault lines and atmospheric structures, while correlating topographical features with localized human settlement patterns.

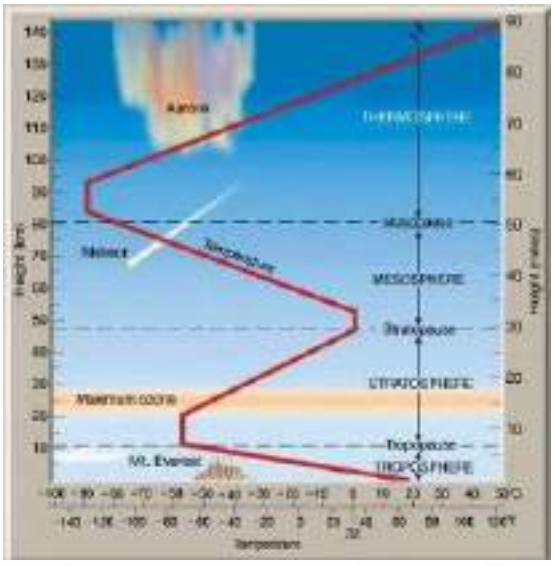

History

- Chapter 4: Early Humans and Beginning of Civilisation

Key Skills Developed:

- Archaeological Evidence Evaluation: Inferring lifestyle, technological transitions, and social structures from material artifacts, microliths, cave paintings, and fossil records.
- Evolutionary & Chronological Mapping: Tracing the epochal transition from nomadic hunter-gatherer bands to settled agrarian and urban river valley societies (Neolithic Revolution).
- Comparative Civilizational Inquiry: Analyzing early town planning, division of labor, surplus management, and early trade networks across early river basin civilizations.

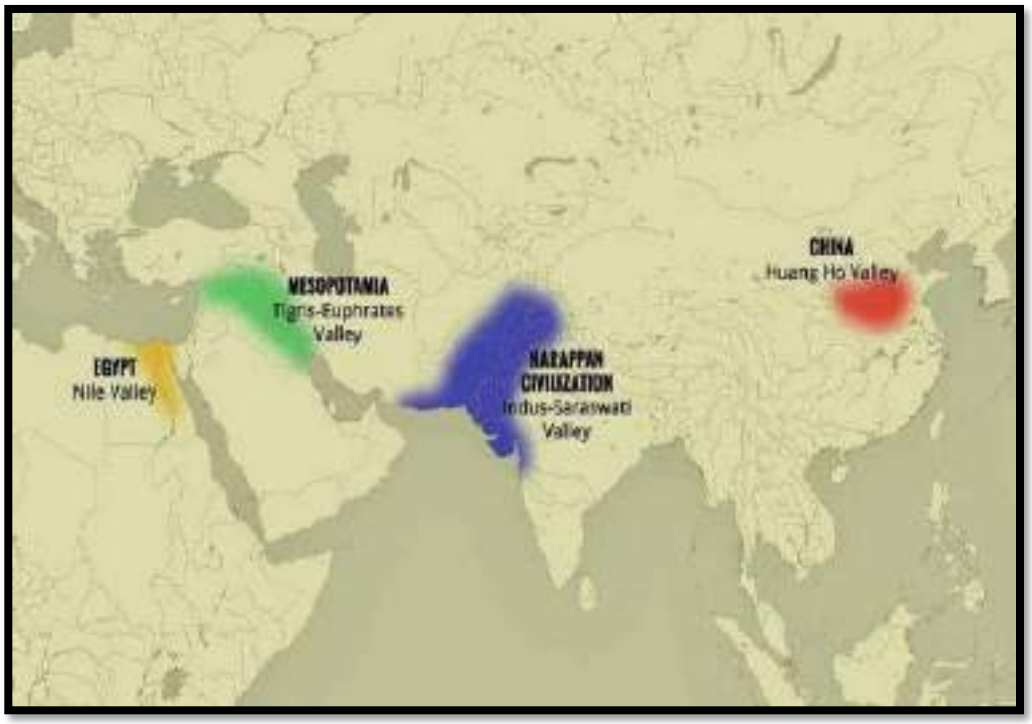

Political Science

- Chapter 6: Democracy
- Chapter 7: Elections

Key Skills Developed:

- Constitutional & Democratic Critique: Deconstructing the core tenets of democratic governance—evaluating rule of law, majority rule with minority protection, and institutional accountability.
- Electoral Systems Assessment: Examining the mechanics of free and fair elections, delineating the role and autonomy of independent electoral bodies, and evaluating voter participation determinants.
- Deliberative Reasoning: Formulating evidence-backed arguments regarding the strengths, vulnerabilities, and everyday ethical dilemmas intrinsic to representative democracies.



Economics

- Chapter 8: Building Blocks in Economics: The Problem of Choice
- Chapter 9: The Price Puzzle: What Drives the Market

Key Skills Developed:

- Economic Trade-Off Modeling: Applying concepts of scarcity, opportunity cost, and resource allocation to evaluate personal, community, and national decision-making.
- Market Mechanics & Price Determination: Analyzing the fundamental dynamics of supply and demand schedules and identifying how equilibrium price shifts in response to market shocks.
- Consumer Decision-Making: Evaluating economic incentives, utility, and price elasticity in everyday consumer behavior and market transactions.

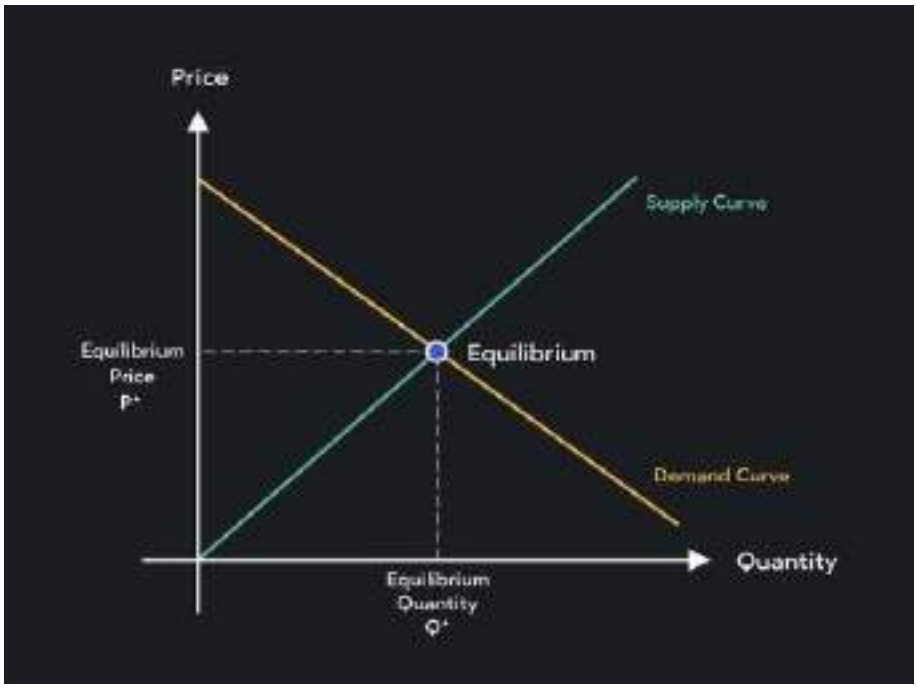




lifestyle"
Thank you!








Beyond the Jam: The
Evolution of Your
Favorite Spread
ENTR RENEURSHIP
TREPREN SHIP
Products which we make
TREPREN SHIP
WONDERS OF CHERRIES


isa


Introduction
MARKET RESEARCH
The Problem





ICT

After completing the topic Communication Skills–I, students understood the meaning and importance of communication in everyday life and recognised communication as a process of sharing ideas, information, thoughts and feelings. Students identified the different elements of communication, such as the sender, message, medium, receiver and feedback. They understood the difference between verbal, non-verbal and written communication and recognise the importance of body language, facial expressions, gestures and appropriate use of words. Students developed active listening skills by paying attention, avoiding interruptions, asking relevant questions and providing suitable feedback. They also be able to identify common barriers to communication, such as language, physical, emotional, cultural and technological barriers, and suggest suitable ways to overcome them. By applying these skills in classroom discussions, group activities and everyday situations, students developed confidence, clarity, politeness and respect while communicating with others. These skills will help students communicate effectively at school, at home and in future professional environments.



After completing the topic Self-Management Skills–I, students understood the meaning and importance of self-management in their personal, academic and future professional lives. They learnt to recognise their own strengths, weaknesses, interests, abilities and areas for improvement. Students developed a positive attitude towards themselves and understand the importance of self-motivation, self-confidence and taking responsibility for their actions. They learnt to manage their emotions, thoughts and behaviour effectively in different situations. Students also understood the importance of setting realistic goals, managing their time, staying organised and completing tasks responsibly. By practising these skills through classroom activities and everyday situations, students developed greater self-awareness, discipline, confidence and the ability to make responsible decisions. These self-management skills helped students face challenges positively, improve their performance and work towards achieving their personal and academic goals.

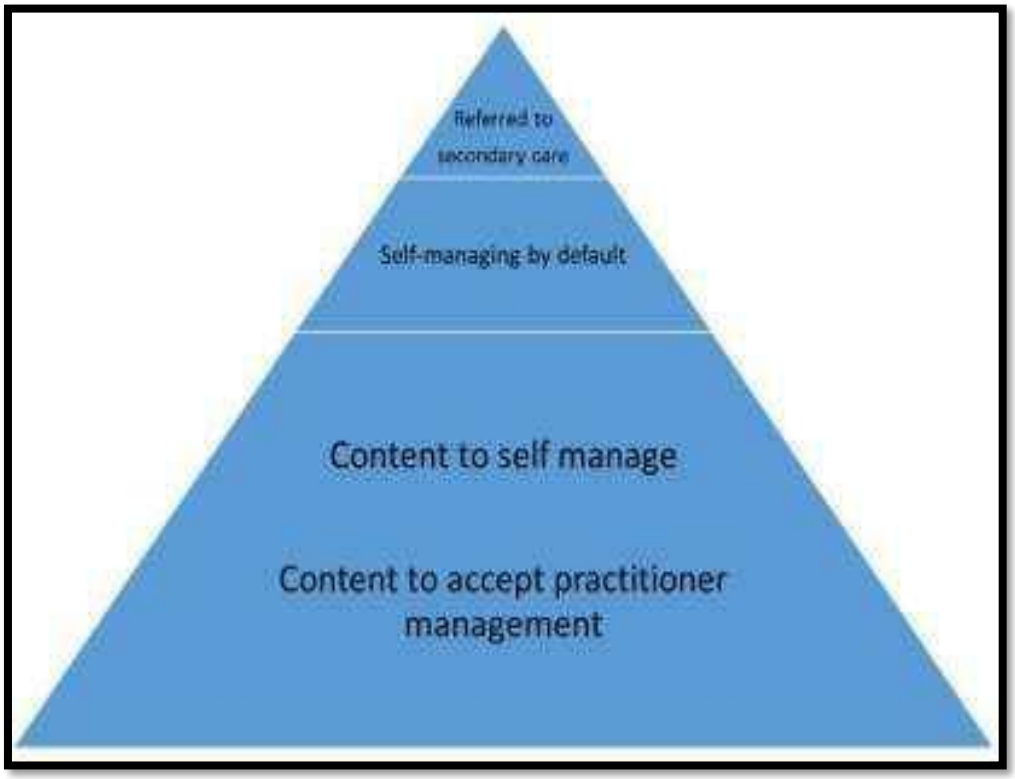

Students understand the meaning, importance and role of ICT in everyday life, education and the workplace. Students developed basic knowledge of computer systems and learnt to use computers and digital devices effectively and responsibly. They are able to identify and use common hardware and software components, perform basic computer operations and manage files and folders. Students developed skills in using digital tools for creating, storing, processing and sharing information. They understood the importance of safe and responsible use of technology, including protecting personal information and following appropriate digital practices. Through practical activities, students gained confidence in using ICT tools, improve their ability to communicate and collaborate digitally, and apply their ICT skills to solve simple problems in academic and real-life situations.

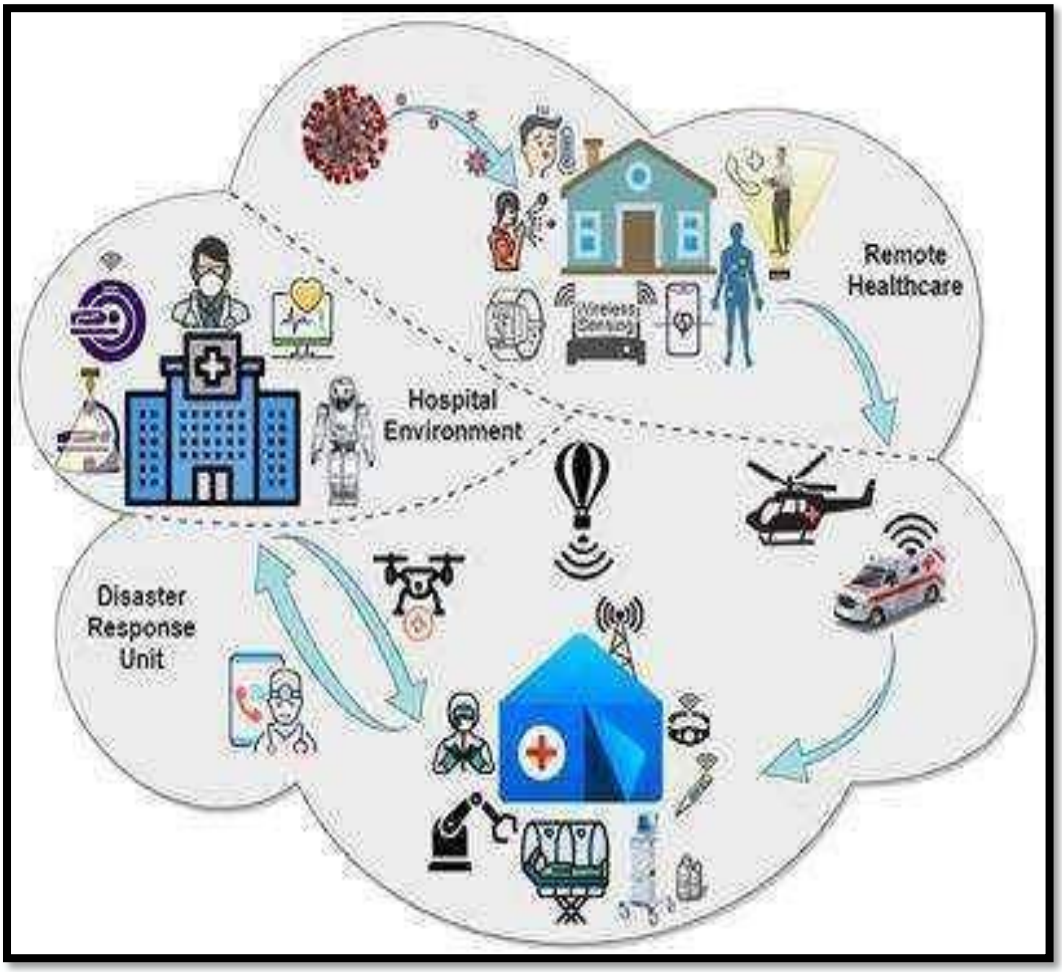

After completing the topic Digital Documentation, students understood the concept and importance of creating and managing digital documents using word-processing software. Students learnt to create, open, save, edit and format documents effectively. They developed skills in applying text formatting, paragraph formatting, page formatting, styles and other document features to create well-organised and attractive documents. Students also learnt to insert and manage tables, images, shapes, headers, footers and other objects in a document. They understood how to use tools such as find and replace, spell check and document review features to improve the accuracy and quality of their work. Through practical activities, students developed the ability to create professional documents for academic and real-life purposes and use digital documentation tools efficiently, creatively and responsibly.





ई-पत्रिका

कक्षा : ९ **विषय : हिंदी**

****

'क्या लिखूँ?' – निबंध लेखन गतिविधि

कक्षा 9 के विद्यार्थियों ने **'क्या लिखूँ?'** पाठ के अंतर्गत **निबंध लेखन गतिविधि** में उत्साहपूर्वक भाग लिया। विद्यार्थियों ने अपनी रुचि के विभिन्न विषयों का चयन कर अपने विचारों, भावनाओं और अनुभवों को निबंध के माध्यम से रचनात्मक एवं प्रभावी ढंग से प्रस्तुत किया।

इस गतिविधि के दौरान विद्यार्थियों ने विषय के अनुरूप विचारों को एकत्रित किया, उन्हें क्रमबद्ध किया और सरल एवं प्रभावपूर्ण भाषा में निबंध का रूप दिया। विद्यार्थियों को स्वतंत्र रूप से सोचने और अपने विचारों को मौलिक ढंग से अभिव्यक्त करने का अवसर मिला।

विद्यार्थियों ने क्या सीखा?

- निबंध लेखन की संरचना एवं विशेषताओं को समझा।
- किसी विषय पर स्वतंत्र रूप से सोचकर विचार व्यक्त करना सीखा।
- विचारों को क्रमबद्ध और तार्किक रूप से प्रस्तुत करने का अभ्यास किया।
- भाषा एवं शब्द-भंडार का विकास हुआ।
- रचनात्मक एवं मौलिक लेखन को प्रोत्साहन मिला।
- अपने विचारों और अनुभवों को प्रभावी ढंग से अभिव्यक्त करना सीखा।
- विद्यार्थियों में आत्मविश्वास एवं स्वतंत्र चिंतन की क्षमता विकसित हुई।



पद रैदास' – दोहा लेखन गतिविधि

कक्षा 9 के विद्यार्थियों ने **'पद रैदास'** पाठ के अंतर्गत **दोहा लेखन गतिविधि** में उत्साहपूर्वक भाग लिया। विद्यार्थियों ने संत रैदास की रचनाओं में निहित भक्ति, समानता, प्रेम, विनम्रता और मानवीय मूल्यों को समझते हुए अपनी कल्पनाशक्ति एवं रचनात्मकता के आधार पर स्वयं दोहे लिखे।

विद्यार्थियों ने अपने दोहों के माध्यम से जीवन-मूल्यों, सदाचार और सकारात्मक सोच जैसे विषयों को सरल एवं प्रभावशाली शब्दों में व्यक्त किया। अपनी रचनाओं को कक्षा में प्रस्तुत करते हुए विद्यार्थियों ने भाषा और साहित्य के प्रति अपनी रुचि तथा सृजनात्मक प्रतिभा का परिचय दिया।

विद्यार्थियों ने क्या सीखा?

- दोहा लेखन की शैली एवं विशेषताओं को समझा।
- संत रैदास की रचनाओं में निहित मानवीय मूल्यों को समझने का अवसर मिला।
- कम शब्दों में प्रभावी एवं सार्थक विचार व्यक्त करना सीखा।
- रचनात्मक एवं मौलिक लेखन की क्षमता विकसित हुई।
- हिंदी भाषा, शब्द-भंडार और अभिव्यक्ति-कौशल में वृद्धि हुई।
- समानता, प्रेम, भक्ति, विनम्रता और सदाचार जैसे मूल्यों को समझा।
- स्वतंत्र चिंतन एवं कल्पनाशक्ति को प्रोत्साहन मिला।
- अपनी रचना को आत्मविश्वास के साथ प्रस्तुत करने का अभ्यास हुआ |

'भारति, जय, विजय करे!' – कविता लेखन गतिविधि

कक्षा 9 के विद्यार्थियों ने **'भारति, जय, विजय करे!'** पाठ के अंतर्गत **कविता लेखन गतिविधि** में उत्साहपूर्वक भाग लिया। विद्यार्थियों ने कविता की भावभूमि और देश के प्रति समर्पण की भावना को समझते हुए **भारत की संस्कृति, एकता, विविधता, प्रकृति और गौरव** जैसे विषयों पर अपनी मौलिक कविताएँ लिखीं।

विद्यार्थियों ने अपनी कविताओं के माध्यम से देश के प्रति प्रेम, सकारात्मक सोच और उज्ज्वल भविष्य की कल्पना को भावपूर्ण शब्दों में अभिव्यक्त किया। इस गतिविधि ने विद्यार्थियों को अपनी कल्पनाशक्ति और सृजनात्मक प्रतिभा को काव्य के रूप में प्रस्तुत करने का अवसर दिया।

विद्यार्थियों ने क्या सीखा?

- कविता की संरचना, भाव और अभिव्यक्ति को समझा।
- अपने विचारों एवं भावनाओं को काव्यात्मक रूप में व्यक्त करना सीखा।
- रचनात्मक एवं मौलिक लेखन की क्षमता विकसित हुई।
- हिंदी भाषा, शब्द-चयन और शब्द-भंडार में वृद्धि हुई।
- भारत की संस्कृति, विविधता और एकता के प्रति समझ विकसित हुई।
- सकारात्मक सोच और सृजनात्मक कल्पनाशक्ति को प्रोत्साहन मिला।
- स्वतंत्र चिंतन एवं प्रभावी अभिव्यक्ति का अभ्यास हुआ।
- अपनी रचनाओं को आत्मविश्वास के साथ प्रस्तुत करने का अवसर मिला।

'ऐसी भी बातें होती हैं' – गीत एवं कोलाज गतिविधि

कक्षा 9 के विद्यार्थियों ने **'ऐसी भी बातें होती हैं' (लता मंगेशकर से साक्षात्कार)** पाठ के अंतर्गत एक रचनात्मक एवं मनोरंजक गतिविधि में भाग लिया। विद्यार्थियों ने अपनी **पसंद के गीत प्रस्तुत किए** तथा गीतों और संगीत से संबंधित **कोलाज तैयार किए**। उन्होंने विभिन्न चित्रों, शब्दों और रचनात्मक सामग्री का उपयोग करते हुए अपने कोलाज को आकर्षक रूप प्रदान किया।

गीत प्रस्तुति के माध्यम से विद्यार्थियों ने अपनी गायन प्रतिभा और आत्मविश्वास का प्रदर्शन किया, वहीं कोलाज निर्माण ने उनकी कलात्मक एवं सृजनात्मक क्षमता को अभिव्यक्त करने का अवसर दिया। गतिविधि ने विद्यार्थियों को संगीत की विविधता और उसके भावनात्मक पक्ष को समझने का अवसर भी प्रदान किया।

विद्यार्थियों ने क्या सीखा?

- संगीत एवं गीतों के प्रति रुचि और संवेदनशीलता विकसित हुई।
- अपनी पसंद और भावनाओं को रचनात्मक रूप से व्यक्त करना सीखा।
- कोलाज निर्माण के माध्यम से कलात्मक एवं सृजनात्मक कौशल का विकास हुआ।
- चित्रों, शब्दों और विचारों को व्यवस्थित करके प्रभावी प्रस्तुतीकरण करना सीखा।
- गीत प्रस्तुत करते समय आत्मविश्वास एवं मंचीय अभिव्यक्ति का विकास हुआ।
- ध्यानपूर्वक सुनने और दूसरों की प्रस्तुतियों का सम्मान करने की आदत विकसित हुई।
- संगीत के क्षेत्र में निरंतर अभ्यास और समर्पण के महत्व को समझा।
- विद्यार्थियों में सहयोग, सहभागिता और सौंदर्य-बोध की भावना विकसित हुई।

'संवादहीन' एवं 'दो बैलों की कथा' – चर्चा गतिविधि

कक्षा 9 के विद्यार्थियों ने **'संवादहीन' – शेखर जोशी** एवं **'दो बैलों की कथा' – प्रेमचंद** पाठों के अंतर्गत **चर्चा एवं डिबेट गतिविधि** में उत्साहपूर्वक भाग लिया। विद्यार्थियों ने दोनों पाठों के पात्रों, घटनाओं और उनमें निहित विचारों को आधार बनाकर विभिन्न विषयों पर अपने विचार प्रस्तुत किए।

चर्चा के दौरान विद्यार्थियों ने अपने पक्ष को तर्क एवं उदाहरणों के साथ रखने का प्रयास किया तथा अन्य विद्यार्थियों के विचारों को ध्यानपूर्वक सुना। इस गतिविधि के माध्यम से कक्षा का वातावरण संवादात्मक एवं विचारोत्तेजक बना और विद्यार्थियों को पाठों को केवल पढ़ने के बजाय उनके विचारों पर चिंतन करने का अवसर मिला।

विद्यार्थियों ने क्या सीखा?

- किसी विषय पर स्वतंत्र रूप से विचार करना सीखा।
- अपने विचारों को स्पष्ट एवं तार्किक ढंग से प्रस्तुत करने का अभ्यास हुआ।
- तर्क, उदाहरण और तथ्यों के आधार पर अपनी बात रखना सीखा।

- दूसरों के विचारों को ध्यानपूर्वक सुनने और उनका सम्मान करने की आदत विकसित हुई।
- असहमति होने पर भी शालीनता एवं संवाद के साथ विचार रखने का कौशल विकसित हुआ।
- पाठ के पात्रों एवं घटनाओं का विश्लेषण करने की क्षमता बढ़ी।
- विद्यार्थियों में आत्मविश्वास, अभिव्यक्ति-कौशल और आलोचनात्मक चिंतन का विकास हुआ।
- समूह चर्चा एवं डिबेट के माध्यम से सहयोग और सहभागिता की भावना मजबूत हुई |










EDUCATION




Full Form of
EDUCATION


EDUCATION





తొమ్మిదో తరగతి

1.ఏది గొప్పదానం - సమాచార పత్రిక

మానవత్వానికి, నిస్వార్థ త్యాగ నిరతికి అత్యున్నత ప్రతీక దానగుణం. కురుక్షేత్ర యుద్ధం తర్వాత ధర్మరాజు తన పాప పరిహారం కోసం అపరిమితమైన సంపదతో ఒక గొప్ప యాగాన్ని చేస్తాడు. సభాసదులందరూ ఆయన దానగుణాన్ని పొగుడుతున్న సమయంలో, సగం శరీరం బంగారంగా ఉన్న ఒక వింత ముంగిస అక్కడికి వచ్చి... ఆడంబరంగా చేసిన ఈ యాగం కంటే, 'సక్తుప్రస్థుడు' అనే పేద బ్రాహ్మణుడు చేసిన చిన్న అన్నదానమే మిన్నయైనదని చెబుతుంది. తీవ్రమైన కరువులో ఎన్నో రోజులు ఆకలితో అలమటించిన ఆ బ్రాహ్మణ కుటుంబం, చివరకు తమకు దొరికిన కొద్దిపాటి జొన్నపిండి ఆహారాన్ని తాము తినకుండా, ప్రాణాలు పోయే స్థితిలో కూడా ఒక ఆకలి గొన్న అతిథికి నిస్వార్థంగా పెట్టేస్తుంది. ఆ పరమ పవిత్రమైన త్యాగ స్థలంలో పొర్లాడటం వల్లే తన శరీరం సగం బంగారమైందని ఆ ముంగిస వివరిస్తుంది. పేరు ప్రఖ్యాతుల కోసం చేసే గొప్ప దానాల కంటే, ఆపదలో ఉండి తన వద్ద ఏమీ లేకపోయినా తోటి ప్రాణి ఆకలి తీర్చే నిస్వార్థ త్యాగమే శ్రేష్ఠమైనదని ఈ కథ చాటిచెబుతుంది. ఈ పాఠ్యాంశం ద్వారా విద్యార్థులు ఆడంబరాలకు పోకుండా, కష్టాల్లో ఉన్నవారి పట్ల జాలి చూపే జీవకారుణ్య గుణాన్ని, ప్రతిఫలం ఆశించకుండా సహాయం చేసే విలువను నేర్చుకుంటారు.





తొమ్మిదో తరగతి

2.మనిషి మారాలి సమాచార పత్రిక

ఆధునిక సమాజంలో సాంకేతిక ప్రగతి పెరుగుతున్నప్పటికీ, అంతర్గతంగా మానవీయ విలువలు కనుమరుగవుతుండటం ఆందోళనకరం. నేటి యాంత్రిక జీవనంలో స్వార్థం, డబ్బు వ్యామోహం, కులమత భేదాల వల్ల మనుషుల మధ్య గోడలు పెరుగుతున్నాయని, పక్కవాడి కష్టాన్ని పట్టించుకునే తీరిక కూడా కరువైందని ఈ పాఠం ఆవేదనతో చాటిచెబుతుంది. కేవలం భౌతిక సంపదను పెంచుకోవడం నిజమైన అభివృద్ధి కాదని, తోటి మనుషుల పట్ల కరుణను ప్రదర్శించినప్పుడే మానవత్వానికి సార్థకత లభిస్తుందని వివరిస్తుంది. సమాజంలో శాంతి, సామరస్యాలు వర్ధిల్లాలంటే మనిషి తన ఆలోచనా విధానాన్ని మార్చుకోవాలని, భేదాలను విస్మరించి అందరినీ సమానంగా చూడాలని కవి పిలుపునిచ్చారు. ఈ పాఠ్యాంశం ద్వారా విద్యార్థులు సామాజిక సంస్కారాన్ని, కష్టాలపై స్పందించే స్పృహను అలవరచుకుంటారు. స్వార్థాన్ని వీడి సమాజ హితం కోసం పాటుపడే బాధ్యతాయుతమైన పౌరులుగా మారి, భవిష్యత్తులో ద్వేషం లేని, ప్రేమ మరియు సమతా దృక్పథంతో కూడిన ఒక నూతన సమాజ స్థాపనకు గొప్ప ప్రేరణ పొందుతారు.



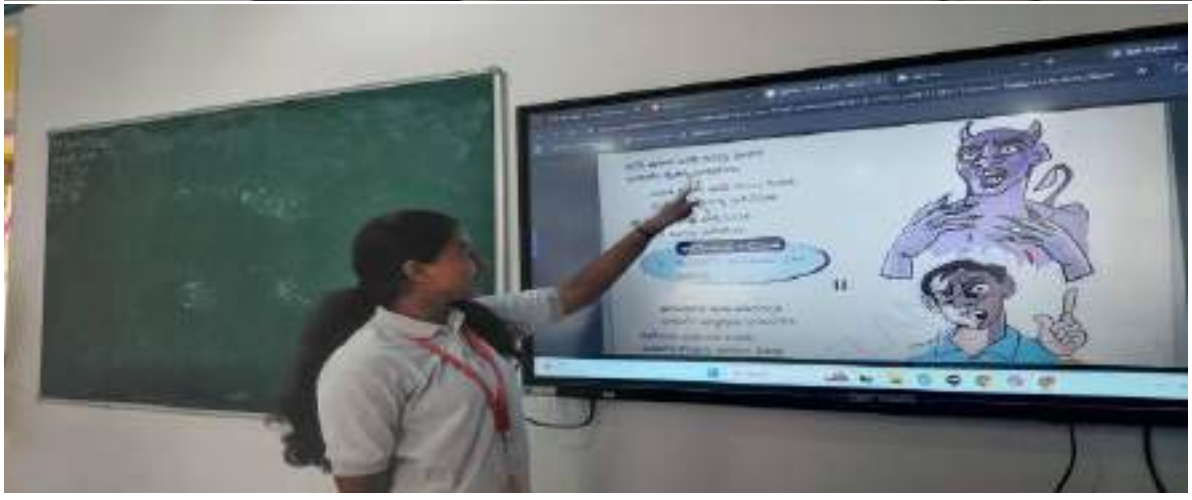

తొమ్మిదో తరగతి

3. ఐకమత్యం-సమాచార పత్రిక

పరవస్తు చిన్నయ్య సూరి గారు రచించిన 'మిత్రలాభం' కథ ఆధారంగా ఈ పాఠం రూపొందింది. ఒక అడవిలో వేటగాడు వేసిన బియ్యపు గింజలకు ఆశపడి పావురాలన్నీ వలలో చిక్కుకుపోతాయి. ఆపదలో అధైర్యపడకుండా వాటి రాజు చిత్రగ్రీవుడు చెప్పిన ఉపాయంతో, పావురాలన్నీ కలిసికట్టుగా ఒకేసారి బలాన్ని ఉపయోగించి వలతో సహా ఆకాశంలోకి ఎగిరిపోతాయి. ఆ తర్వాత చిత్రగ్రీవుని ప్రాణస్నేహితుడైన హిరణ్యకుడు (ఎలుక) తన పదునైన పళ్లతో వల తాళ్లను కొరికి పావురాలన్నింటినీ కాపాడుతుంది. విడివిడిగా ఉంటే బలహీనులమని, కలిసి ఉంటే ఎంతటి కష్టాన్నైనా జయించగలమనే "ఐకమత్యమే మహాబలం" అనే నీతిని ఈ పాఠం మనకు నేర్పుతుంది. కష్టకాలంలో భయపడకుండా సమయస్ఫూర్తితో ఆలోచించాలని, జీవితంలో ఆదుకునే మంచి మిత్రులు ఉండడం ఎంతో అవసరమని విద్యార్థులు ఈ పాఠం ద్వారా గ్రహిస్తారు.





తొమ్మిదో తరగతి

4.బతుకమ్మ పండుగ- సమాచార పత్రిక

తెలంగాణ సంస్కృతీ సంప్రదాయాలకు, పూల వైభవానికి అద్దం పట్టే విశిష్టమైన పండుగ బతుకమ్మ. ప్రతి సంవత్సరం వర్ష రుతువు ముగిసి శరద్ రుతువు ప్రారంభమయ్యే ఆశ్వయుజ మాసంలో దసరాకు పది రోజుల ముందు ఈ వేడుకలు మొదలవుతాయి. ప్రకృతిలో సహజంగా లభించే తంగేడు, గునుగు, బంతి, చామంతి వంటి రంగురంగుల ఔషధ గుణాలున్న పూలను సేకరించి, గోపురాకృతిలో లేదా బోర్లించిన బొంగరాల వలె అందంగా బతుకమ్మలను పేరుస్తారు. తొమ్మిది రోజుల పాటు సాగే ఈ ఉత్సవాల్లో మహిళలు, యువతులు సాంప్రదాయ దుస్తులు ధరించి బతుకమ్మల చుట్టూ తిరుగుతూ లయబద్ధంగా చప్పట్లు కొడుతూ భక్తిశ్రద్ధలతో పాటలు పాడతారు. ఈ పండుగ చివరి రోజైన "సద్దుల బతుకమ్మ" (పెద్ద బతుకమ్మ) నాడు చెరువులు, నదులలో ఈ పూల గోపురాలను నిమజ్జనం చేస్తారు. ప్రకృతిని ప్రేమిస్తూ, చెరువులను గౌరవిస్తూ, ఆడపడుచులందరూ కలిసికట్టుగా జరుపుకునే బతుకమ్మ పండుగ సమాజంలో ఐక్యతను మరియు ప్రకృతితో ముడిపడిన మానవ జీవితాన్ని అద్భుతంగా చాటిచెబుతుంది.







Kairos
GLOBAL SCHOOL
For a World-Ready Future

Newsletter

2026-2027

Grade-10

GRADE 10

ENGLISH E-MAGAZINE

Language • Literature • Creative Expression

Welcome to the study of English, a dynamic realm where language, literature, and critical thinking converge to shape how we understand the world. Far beyond simple grammar rules and vocabulary, English serves as a powerful medium for expression, enabling us to dissect complex ideas, analyze diverse human experiences, and articulate our own thoughts with precision and passion. Whether unravelling timeless literary themes, mastering persuasive rhetoric, or sharpening creative writing skills, exploring English equips you with the essential tools to communicate effectively and think critically in an interconnected global community.



Creative Portfolio Showcase: A Letter to God

To deepen their understanding of G.L. Fuentes' classic story A Letter to God, Grade 10 students engaged in an experiential learning activity combining artistic expression with literary analysis. Tasked with visualizing the key themes of faith, hope, and irony, the students illustrated dramatic landscapes depicting Lencho's cornfield under the downpour, capturing the pivotal transition from life-giving rain drops to a devastating hailstorm.

Alongside their artwork, students curated key quotes and vocabulary—such as *"a plague of locusts"* and Lencho's ironic declaration, *"a bunch of crooks"*—to highlight the story's tragicomedy and deep character motives. This cross-curricular task allowed learners to synthesize plot points visually while reflecting critically on human resilience and unshakeable belief.




A Rainy Landscape
A letter to God
!A hurricane!!!
A bunch of crooks!
70 pesos reached me.
100 pesos
"It's getting bad now"
A plague of locusts
Signature as:
God
Big drops are 10 cents
Little ones are 5's
New Silver Coins!
LENCHO'S RAINY STORY
- A LETTER TO GOD -
A letter to God
(GOD)
Rainy Landscape

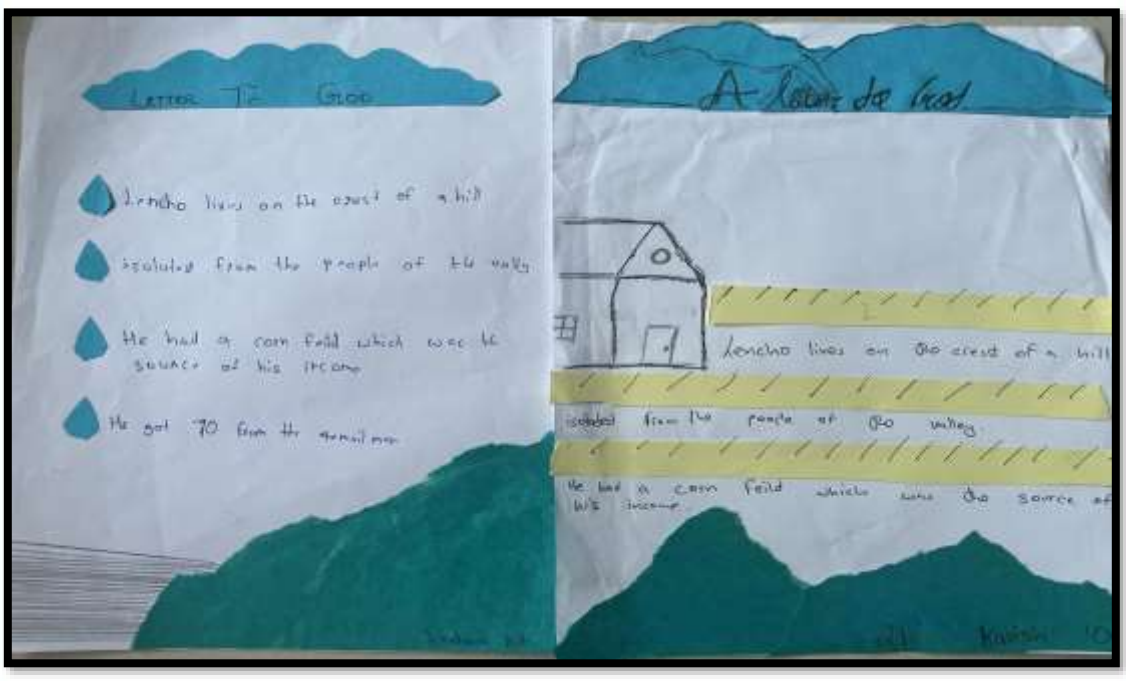
LETTER TO GOD
Lencho lives on the crest of a hill
isolated from the people of the valley
He had a corn field which was his source of his income
He got 70 from the remittance
A letter to God
Lencho lives on the crest of a hill
isolated from the people of the valley
He had a corn field which was the source of his income

Poetic Devices Activity

The Tale of Custard the Dragon

As a creative learning activity, Grade 10 students explored the poem The Tale of Custard the Dragon by Ogden Nash through a colourful Poetic Devices Octagon. Each section of the octagon presented a different poetic device found in the poem, such as simile, irony, hyperbole, repetition, personification, onomatopoeia, and alliteration. Students identified examples from the poem and presented them creatively within the different sections.

The activity helped them **understand how poetic devices add rhythm, humour, vivid imagery and deeper** meaning to poetry. Through this hands-on presentation, students discovered that The Tale of Custard the Dragon is not only a humorous poem but also a clever exploration of appearance versus reality, courage and true bravery.

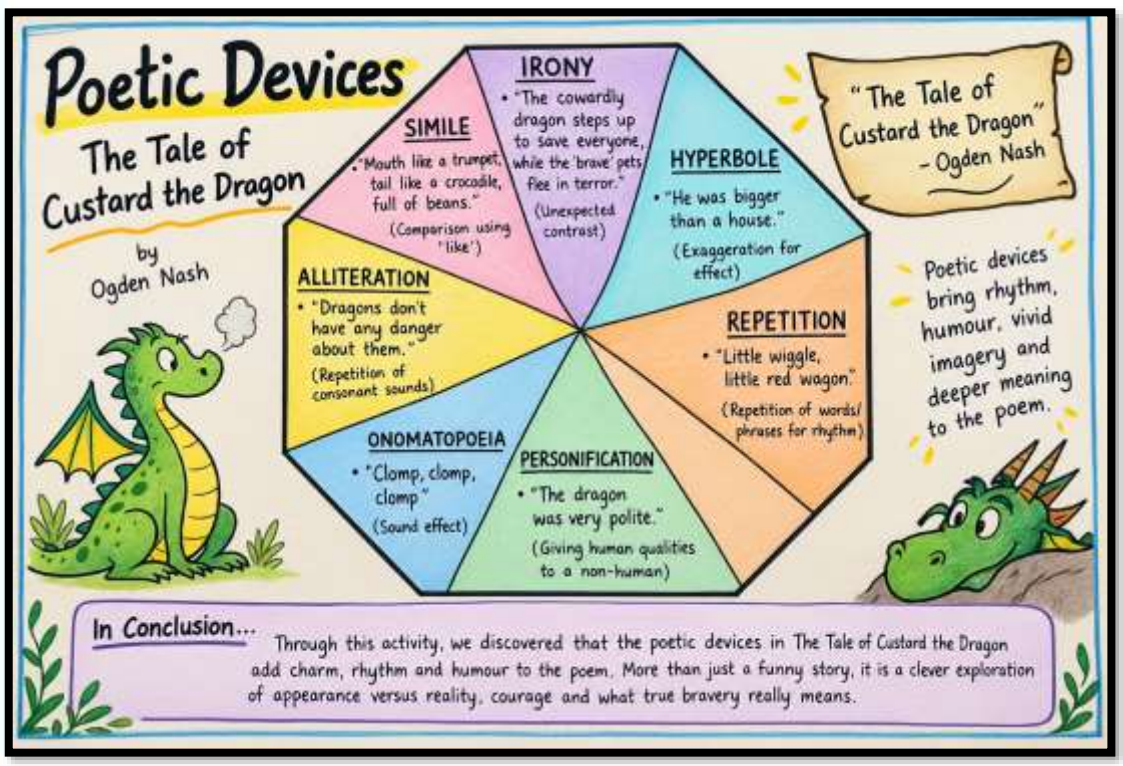


POETIC DEVICE
OF
THE TALE OF CUSTAR
D THE DRAGON
IRONY
SIMILE
IMAGERY
ALLITERA-
TION
ONOMATOPE-
IA
REPETITION
HYPERBOLE


Poetic Devices Of
Tale of Custard the
Dragon !

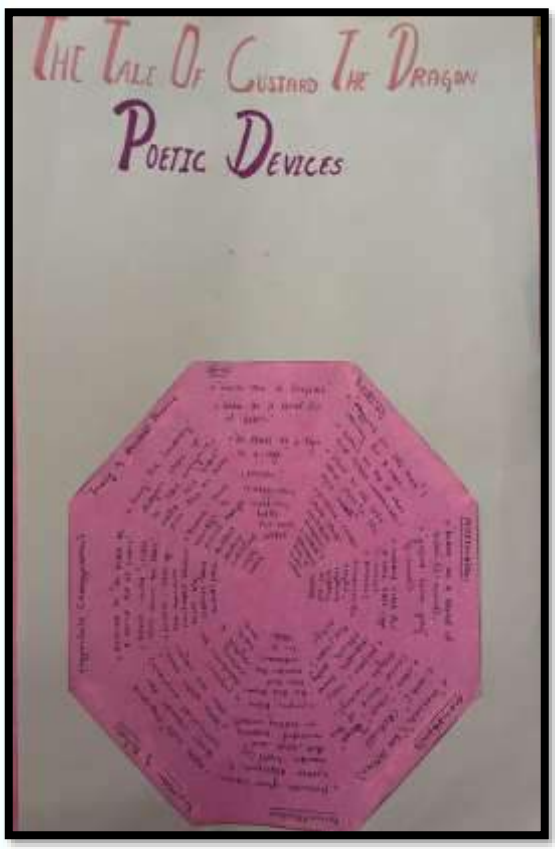
The Tale Of Custard The Dragon
Poetic Devices


Poetic Devices
IRONY
HYPERBOLE
REPETITION
ONOMATOPEIA
ALLITERATION
IMAGERY
SIMILE

Poetry in Motion

Giving the Wild Their Voice Back

In a dynamic fusion of poetry analysis and creative expression, Grade 10 students explored Carolyn Wells' How to Tell Wild Animals alongside Leslie Norris' A Tiger in the Zoo. After analyzing how humorous irony and vivid imagery bring wild beasts to life, students took on a creative writing challenge: reimagining the ending of A Tiger in the Zoo.

Rather than leaving the majestic creature trapped behind concrete bars, students penned powerful new stanzas that granted the tiger his freedom, depicting his triumphant return to the shadowy tall grass and open jungle. This interactive activity allowed students to master poetic devices while exploring the poignant contrast between captivity and the wild, giving a fresh, hopeful voice to a classic literary work.



Poem Analysis

THE WINTER

When the gese are flying south
and the sky is heavy & grey
Close your eyes & lift your nose
Listen to what the winds say.

Feel the winter coming on
in the snap of the crackling trees
Note the quivering, biting wind
as it steals the last of the
leaves.

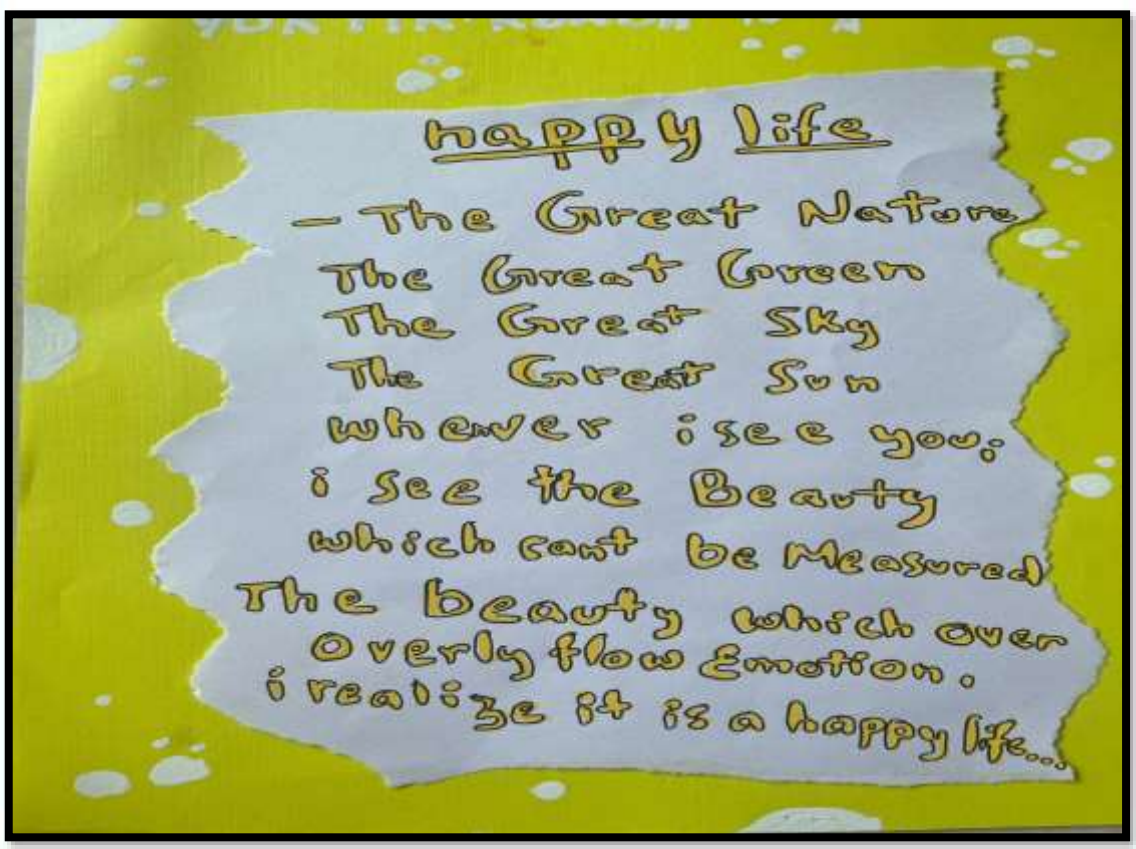

happy life

– The Great Nature
The Great Green
The Great Sky
The Great Sun
whenver i see you;
i see the Beauty
which cant be Measured
The beauty which over
overly flow Emotion.
i realize it is a happy life...

Pride

His name is Pride.
He stares at all of his might,
Not a team, just one guy,
Thinks he's the sun, 'cause he's bright.

Broken's man's disguise,
He thinks a mask will make him right,
All that vain, all that lye,
His name is Pride.






kalros



Analytical Paragraph Writing Activity

Data Interpretation and Synthesis

To enhance critical thinking and data-driven writing skills, Grade 10 students participated in an Analytical Paragraph Writing Activity focused on interpreting visual representations such as line graphs and pie charts. Through structured exercises, students analyzed real-world statistical data—ranging from road accident fatalities across different age demographics to household budget allocations.

By completing guided analytical paragraphs, students learned to extract key trends, compare comparative metrics, and draw logical conclusions while maintaining conciseness and coherence within the 100–120 word limit. This hands-on activity not only strengthened their ability to translate visual data into structured, formal prose, but also developed essential skills in logical reasoning, evidence-based synthesis, and objective academic writing.

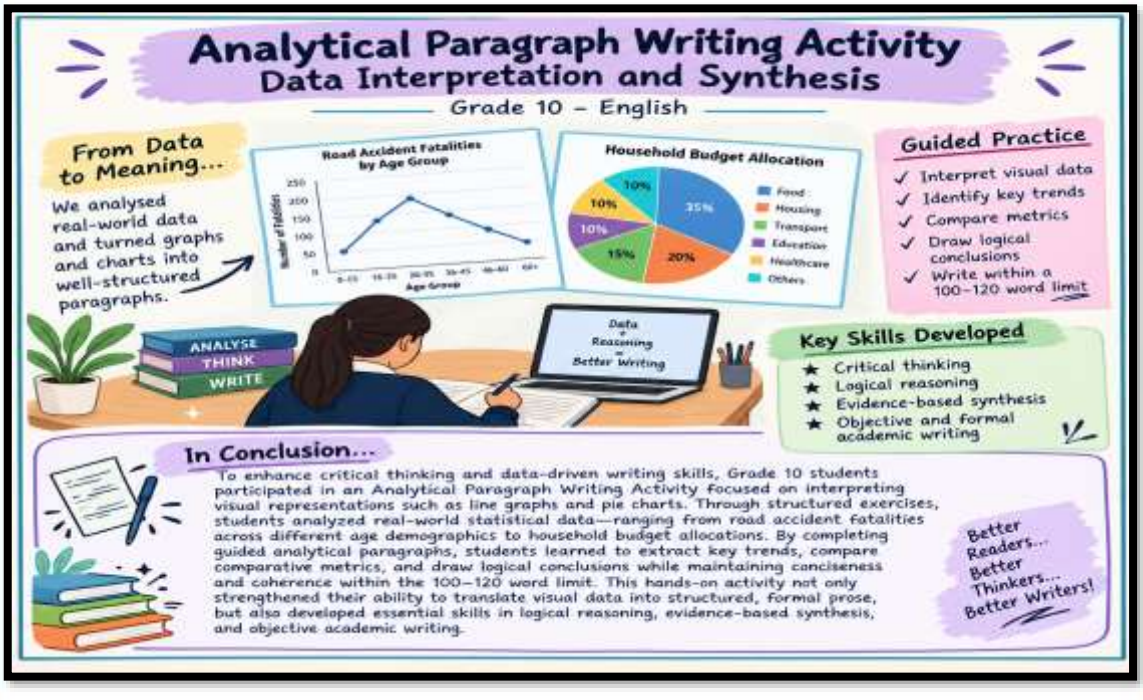

Reading & Literary Analysis

Through the thoughtful reading of prose chapters, classic poems, and dramatic one-act plays, Grade 10 students actively engage with literature to develop core reading comprehension and critical analysis skills. While navigating narrative chapters, students uncover overarching themes, trace character arcs, and track plot structures.

When reading poetry, they decipher rhythmic patterns, tone, and figurative language, uncovering layers of meaning beneath artistic expression. In analyzing one-act plays, students examine dialogue, stage directions, and dramatic conflict to understand character dynamics and subtext. By synthesizing these diverse literary forms, synthesizing text with personal insight, and expressing original interpretations in their own words, students enhance their vocabulary, refine their analytical writing, and foster a deeper appreciation for the nuance and power of language.

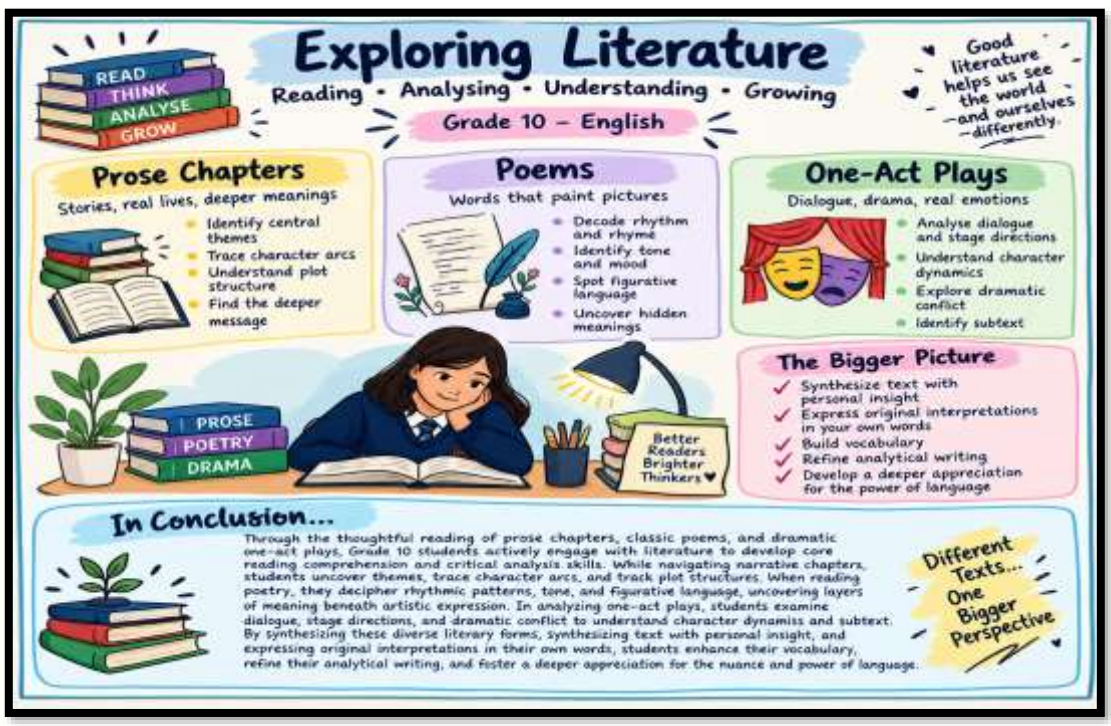

Children at Work

A Showcase of Everyday Creativity:

Moments from Our Grade 10 Classroom

Across different days and diverse learning activities, Grade 10 students bring energy, individuality, and continuous creativity into the classroom. From dynamic presentations at the board to quiet focus at their desks, every student approaches work through a unique creative lens. Some express themselves through precise geometric drafting and paper-crafting, while others dive into interactive folding models, colorful graphic organizers, and thoughtful written annotations. Whether building complex visual guides, measuring out detailed templates, or sharing their completed work, these snapshots highlight the everyday hands-on discovery and creative versatility that make our classroom come alive.

This vibrant environment serves as a powerful reminder that creativity in young minds is not just an occasional spark, but an ongoing way of exploring the world. When students are given the freedom to experiment, make mistakes, and express their thinking visually and tangibly, learning transforms from a passive task into an active journey of self-expression. Their ingenuity reflects a natural curiosity that, when nurtured, turns standard classroom lessons into meaningful, lifelong moments of invention and insight.

Hands craft big ideas with joy in every line,
Minds grow much brighter as creative talents shine.
In every finished task and happy, smiling face,
Learning becomes an adventure we warmly embrace.













Math

Math is very important in the curriculum for learners. Mathematics is a branch of knowledge that deals with numbers, quantities, shapes, and patterns. It provides a way to understand and interpret the world around us, using logical reasoning and problem-solving techniques. Mathematics is foundational to many fields.

Chapter 1: Real Numbers

The Fundamental Theorem of Arithmetic:

The Fundamental Theorem of Arithmetic tells us that every composite number can be uniquely expressed as a product of prime numbers, regardless of their order. Prime numbers such as 2, 3, 5 and 7 are therefore the basic building blocks of all composite numbers. Prime factorisation helps us find the HCF (Highest Common Factor) and LCM (Least Common Multiple) of numbers. An important identity to remember is HCF(a, b) × LCM(a, b) = a × b.

Another important part of the syllabus is proving the irrationality of numbers such as √2, √3 and √5. The standard method is proof by contradiction: we assume the number is rational and can be written as p/q, then use logical steps to arrive at a contradiction.

While the basics of terminating and non-terminating decimals remain important, detailed exercises and proofs on them have been reduced. The focus is now on mastering prime factorisation, HCF and LCM, and understanding the logic behind proofs of irrationality. With regular practice and a clear understanding of these concepts, this chapter becomes much easier to tackle.

Chapter 2 : Polynomials

This chapter centres on two main ideas:

- Geometrical Meaning of the Zeros of a Polynomial: The children understood that the zeros of a polynomial are the x-coordinates of the points where its graph intersects the x-axis. This is a visual and conceptual topic that helps link algebraic expressions to their graphical representations.

- Relationship between Zeros and Coefficients: This is a crucial topic for examination. The children learnt to establish the relationship between the zeros and coefficients of quadratic polynomials. For a quadratic polynomial ax^2+bx+c, if α and β are the zeros,
  - the sum of the zeros is $\alpha+\beta=-b/a$
  - the product of the zeros is $\alpha\beta=c/a$.

This knowledge is vital for solving problems where children need to find the polynomial from its zeros or find the zeros from the coefficients.

- This chapter explored how the value of the leading coefficient determined the position and shape of a quadratic polynomial on the graph, resulting in an upward- or downward-opening parabola.

$$\text{Sum of zeroes: } \alpha + \beta = -\frac{b}{a} = -\frac{\text{Coefficient of } x}{\text{Coefficient of } x^2}$$

$$\text{Product of zeroes: } \alpha \cdot \beta = \frac{c}{a} = \frac{\text{Constant term}}{\text{Coefficient of } x^2}$$

Chapter 3: Pair of linear equations with two variables

A linear equation in two variables, like $ax+by+c=0$, represents a straight line on a graph. When we talk about a 'pair' of linear equations, we simply consider two such lines at the same time. The 'solution' to this pair is the point where these two lines intersect.

We have a pair of linear equations, one of three things can happen:

- Case 1: Intersecting Lines: The two lines cross at exactly one point. This means there is a unique solution to the system of equations. For example, consider the equations $x+y=5$ and $2x-y=1$. These lines intersect at the point $(2,3)$, which is the unique solution. This scenario is the most common and is used to solve problems where there's one specific answer, like finding the cost of two different items.

- Case 2: Parallel Lines: The two lines never intersect. This happens when their slopes are the same, but their y-intercepts are different. In this case, there is no solution to the system of equations. For instance, the equations $2x+3y=6$ and $2x+3y=12$ are parallel. The situation represents an impossible scenario in a problem, like two people traveling at the same speed starting from different points, and never meeting.

- Case 3: Coincident Lines: The two lines are actually the same line, one on top of the other. This occurs when one equation is simply a multiple of the other. In this case, there are infinitely many solutions, as every point on the line is a solution. A pair of equations like $x+2y=4$ and $2x+4y=8$ will produce coincident lines. This situation arises in problems where there isn't a single answer, but a range of possibilities, such as finding different combinations of two quantities that add up to a fixed total.

Algebraic Methods:

The new curriculum still values the algebraic methods, but with a focus on choosing the most efficient one for a given problem.

Substitution Method: This is best used when one of the equations can be easily rearranged to express one variable in terms of the other. For example, for the equations $y=2x+1$ and $3x+y=11$, you can simply substitute the expression for 'y' from the first equation into the second. This method is intuitive and direct.

Elimination Method: This method is ideal when the coefficients of one of the variables are either the same or can be made the same by multiplying one or both equations by a constant. Children can then add or subtract the two equations to "eliminate" one variable. For example, to solve $2x+3y=8$ and $4x-3y=4$, the two equations can be addded to eliminate 'y' and directly solve for 'x'. This is often the quickest method for solving many systems of equations.

At the end of the chapter graphical representation of pair of linear equations with two variables was also discussed.

Chapter4: Quadratic Equations

A quadratic equation is a polynomial equation of the second degree. The standard form is:

$$ax^2+bx+c=0$$

where $a\neq0$

where a, b and c are any real numbers.

Factorization Method: This is the first method that the children have learnt. It involves splitting the middle term (bx) into two terms such that their product equals the product of the first and last terms (ac).

This allows us to factorise the quadratic polynomial into two linear factors. Once factored, we can set each factor to zero and solve for 'x'. For example, consider the equation:

$X^2-5x+6=0$. We can split -5x into -2x and -3x, giving us

$(x-2)(x-3)=0$. The roots are then $x=2$ and $x=3$.

The Quadratic Formula: This is the most reliable and universal method. If the other methods seem difficult or impossible, the quadratic formula will always provide the roots.

This formula directly gives us the values of 'x' just by substituting the values of 'a', 'b', and 'c' from the standard form of the equation.

The Discriminant: The term inside the square root in the quadratic formula, $D=b^2-4ac$, is called the discriminant.

- If $D>0$, the equation has two distinct real roots.
- If $D=0$, the equation has two equal real roots (also known as a single repeated root).
- If $D<0$, the equation has no real roots. The roots are complex, a concept you will explore in higher grades.

Chapter 5 : Arithmetic Progression

An Arithmetic Progression is a sequence of numbers where the difference between any two consecutive terms is a constant. This constant value is known as the common difference, denoted by 'd'. Example: The sequence 2, 5, 8, 11,... is an AP because the difference between any two consecutive terms is 3. Here, the first term, 'a', is 2, and the common difference, “d”, is 3.

Key Formulae

There are two main formulae that are the keys to solving all AP-related problems:

1. The nth Term of an AP: This formula helps to find any term in the sequence, no matter how far down the line it is. It's defined as:

   $a_n = a + (n-1)d$

   This formula is a powerful tool for finding missing terms or verifying if a given number belongs to a sequence. For instance, to find the 50th term of the AP 2, 5, 8,... one can simply substitute the values into the formula to get

   $a_{50} = 2 + (50-1) \times 3 = 2 + 49 \times 3 = 2 + 147 = 149.$

2. The Sum of the First 'n' Terms of an AP: What if you need to add up all the terms in a sequence? The formula is:

   $S_n = n/2[2a + (n-1)d]$

   An alternative and often more convenient formula, when the last term ('l' or an) is known, is:

   $S_n = n/2[a + l]$

Chapter 8 : Introduction to Trigonometry

"Trigonometry" comes from the Greek words "trigonon" (triangle) and "metron" (measure), meaning "measurement of triangles". At its core, it is the study of the relationship between the angles and sides of a triangle, specifically a right-angled triangle.

The Six Trigonometric Ratios

For an acute angle in a right-angled triangle, we define six trigonometric ratios. These ratios are simply fractions that relate the lengths of the sides to the angle. For an angle 'A' in a right-angled triangle, the ratios are:

- Sine (sin A) = Hypotenuse/Opposite Side
- Cosine (cos A) = Hypotenuse/Adjacent Side
- Tangent (tan A) = Adjacent Side/Opposite Side
- Cosecant (cosec A) = Opposite Side/Hypotenuse
- Secant (sec A) = Adjacent Side/Hypotenuse
- Cotangent (cot A) = Opposite Side/Adjacent Side

Cosec A, sec A, and cot A are the reciprocals of sin A, cos A, and tan A, respectively.

Special Angles and Identities

The new syllabus also focuses on the trigonometric ratios for some specific angles: $0^\circ, 30^\circ, 45^\circ, 60^\circ$, and 90°. The exact values for these angles are essential for solving many problems.

- $\sin^2 A + \cos^2 A = 1$
- $1 + \tan^2 A = \sec^2 A$
- $1 + \cot^2 A = \operatorname{cosec}^2 A$

Chapter 9: Applications to Trigonometry

Line of Sight: This is the imaginary straight line drawn from the eye of an observer to the object being viewed. Whether you're looking up at a kite or down at a car, this is your visual path.

Angle of Elevation: Imagine you're standing on the ground and looking up at the top of a building. The angle formed between your line of sight and the horizontal line (the ground) is called the angle of elevation. This angle is always measured from the horizontal and upward.

Angle of Depression: Now, imagine you're on a balcony and looking down at a car on the street. The angle formed between your horizontal line of sight (a straight line from your eyes) and the line of sight to the object is the angle of depression. This angle is always measured from the horizontal and downward.

Solving Height and Distance Problems: The Method

Step 1: Draw a Diagram: The first and most critical step is to draw a neat, well-labeled right-angled triangle that represents the problem. The diagram should include the observer, the object, the ground, and all known and unknown values.

Step 2: Identify the Ratios: Based on your diagram, identify which trigonometric ratio (sine, cosine, or tangent) is appropriate. This depends on what you know (e.g., the base, the hypotenuse) and what you need to find (e.g., the height, the distance). For most height and distance problems, the tangent ratio ($\tan\theta = \text{opposite}/\text{adjacent}$) is particularly useful.

Step 3: Formulate the Equation: Use the chosen trigonometric ratio to form a mathematical equation. For example, if you know the angle of elevation and the distance from the object, you can set up an equation to find its height.

Chapter6: Triangles

Triangles of the Class 10 NCERT Mathematics syllabus focus primarily on the concept of similarity of geometric figures, with a specific focus on Triangles.
Under the rationalized curriculum, the chapter is structured into three core Sections.

1. Similar Figures

- Congruence vs. Similarity: Understanding that congruent figures have the same shape and size, whereas similar figures have the same shape but not necessarily the same size (all congruent figures are similar, but similar figures need not be congruent).
- Conditions for Similarity of Polygons: Two polygons with the same number of sides are similar if:
    1. Their corresponding angles are equal.
    2. Their corresponding sides are in the same ratio (proportional).

2. Basic Proportionality Theorem (Thales's Theorem)

Theorem 6.1 (BPT): If a line is drawn parallel to one side of a triangle to intersect the other two sides in distinct points, the other two sides are divided in the same ratio.

Theorem 6.2 (Converse of BPT): If a line divides any two sides of a triangle in the same ratio, then the line is parallel to the third side.

- AAA (Angle-Angle-Angle) / AA Similarity Criterion
- SSS (Side-Side-Side) Criterion
- SAS (Side-Angle-Side) Criterion

Activity on Statistics:









CHEMISTRY

Chemistry is the science of understanding the substances that make up our world and the amazing changes they undergo. From the food on our plates to the medicines we take, the water we drink, and the air we breathe, chemistry is part of our everyday lives. Through experiments and hands-on activities, students explored reactions, discovered patterns, and understood how materials transform.

ACID-BASE INDICATOR

Natural indicators- Students learned about natural indicators and how substances obtained from plants can help identify whether a solution is acidic or basic. They explored how indicators such as turmeric and China rose change colour when mixed with different substances. Through simple, hands-on activities using everyday materials like lemon juice and detergent, students observed these fascinating colour changes and connected their learning to real-life applications.





Synthetic Indicators- Students learned about synthetic indicators such as methyl orange and phenolphthalein which are used to identify whether a substance is acidic or basic. Through simple experiments, they observed the distinct colour changes produced by these indicators in acidic and basic solutions, making the concept more engaging and easier to understand.



Methyl Orange



Phenolphthalein

TESTING THE pH OF GARDEN SOIL

The activity introduced students to the concept of soil pH and its role in agriculture. Through a simple hands-on experiment, they tested soil samples using vinegar and baking soda and observed bubbling, helping them understand whether the soil was acidic or alkaline. The activity connected chemistry to real-life applications, highlighting how soil pH influences plant growth and supports healthy crops.





METALS AND NON-METALS

A hands-on exploration of metals and non-metals helped students discover their physical and chemical properties. Through observation and simple experiments, they explored properties such as lustre, hardness, malleability, ductility, conductivity, and sonority, while also investigating how metals and non-metals react with oxygen, water, and acids. These experiences helped students understand the unique characteristics and everyday applications of these important elements.



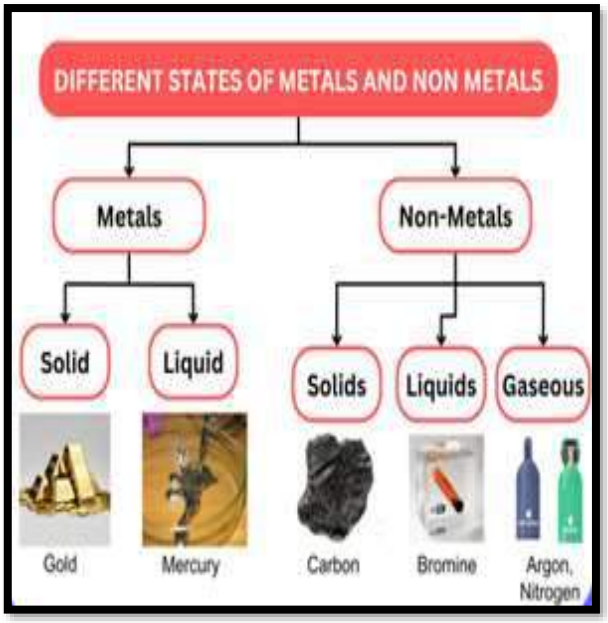

EXTRACTION OF METALS, ALLOYS AND CORROSION

Students explored the fascinating processes involved in the extraction of metals, along with the formation and uses of alloys. They also investigated corrosion, understanding how metals react with their surroundings and the different methods used to prevent it. Through examples and hands-on activities, students connected these concepts to everyday materials, industries, and real-life applications.

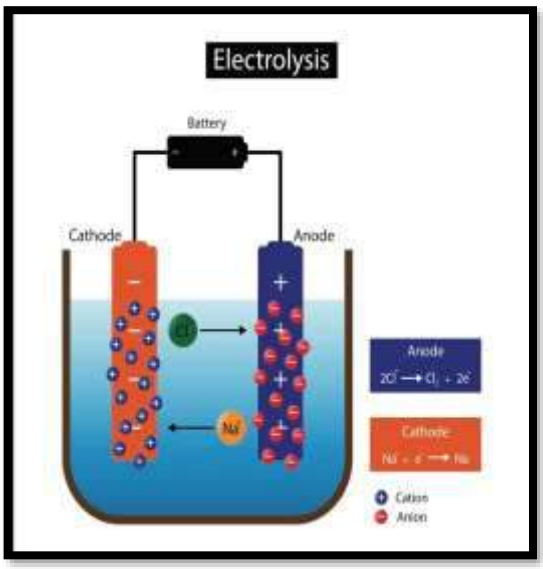



Kairos Global School
For a World-Ready Future

CARBON AND ITS COMPOUNDS

Students explored the unique chemistry of carbon and its compounds, discovering tetravalency, catenation, allotropy, and isomerism. Through engaging activities, they understood how carbon forms a wide variety of compounds and investigated their chemical properties and everyday applications.



FUNCTIONAL GROUPS AND IUPAC NOMENCLATURE

A fascinating journey into organic chemistry introduced students to functional groups and IUPAC nomenclature. Through examples and practice activities, they learned to identify functional groups, name organic compounds using IUPAC rules, and write their structural formulae, making the systematic language of chemistry easier to understand and apply.

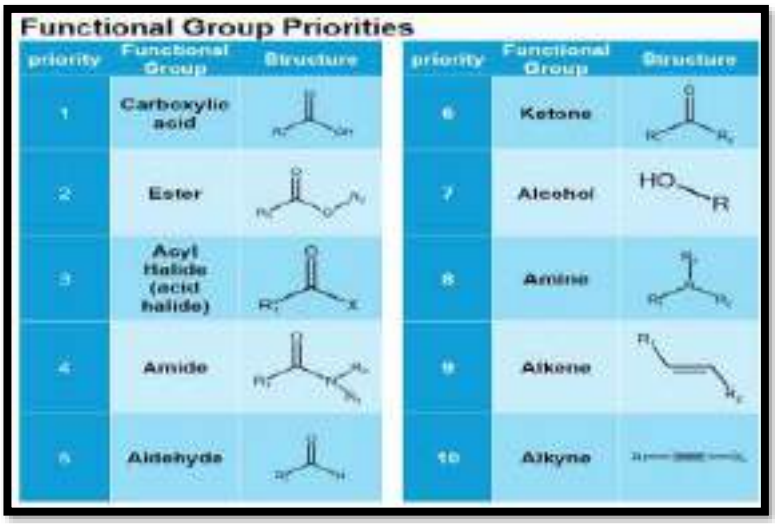

Curiosity Unleashed: Exploring Our World

Welcome to a fascinating space where fundamental theories come alive in the everyday phenomena around you. If earlier grades gave you the basic building blocks of science, Class 10 is the stage where those pieces connect, revealing how the universe interacts in complex, real-world ways.



Step into the ultimate living laboratory. Grade 10 Biology is where the puzzle pieces of life finally come together, connecting the internal rhythms of the human body to the grand rules of genetics. Join us as we investigate the mechanics of survival and the everyday biological phenomena happening right inside you.

Activity 1: To prepare temporary stained mount of a leaf peel to observe stomata present in it.







Students observed the leaf peel showing numerous small openings called stomata. Each stoma is guarded by a pair of kidney-shaped guard cells.

Activity 2: Exhaled air turns lime water milky much faster than normal air pumped through a syringe.

Carbon dioxide reacts with calcium hydroxide (lime water) to create a milky white precipitate. This proves that the air we breathe out contains a significantly higher concentration of carbon dioxide than inhaled air. Through this science activity, students learnt key concepts about human respiration and gas exchange.





Activity 3: To identify the internal parts of a dicot seed.

Awakening the sleeping giant: Seed Germination is the ultimate biological reboot. Students explored how a dormant plant embryo breaks its silence, unlocking stored energy to push its roots deep into the earth and its shoots toward the sky. They discovered the incredible, invisible forces that jump-start the cycle of life right beneath our feet.

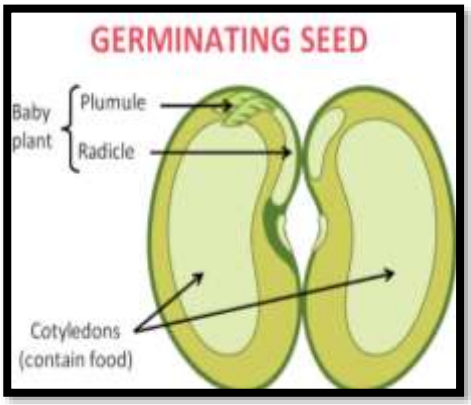



Activity 4: To study the enzymatic action of human saliva (salivary amylase) on starch.

Demonstrate experimental procedures for testing carbohydrate digestion using controlled variables. Analyse colour changes in Test Tubes A and B to deduce the presence or absence of starch. Differentiate between physical digestion (mastication) and chemical digestion (enzymatic breakdown) occurring in the mouth.



Physics Unplugged: Decoding Light, Current, and Cosmos

Step into a universe governed by invisible laws where photons bend through glass, raw currents surge through copper veins, and unseen fields quietly command the compass home. Welcome to the Grade 10 Physics E-Magazine, where we trade dry textbook theories for a front-row seat to the backstage mechanics of reality. Within these digital pages, you will decode how light bends and reflects to shape what you see, harness the silent thunder of electrical circuits powering our modern lives, and explore the invisible magnetic pulses that make motors spin and needles point true. Forget memorizing static formulas; you are about to witness the hidden choreography of the cosmos in full action. Turn the digital page, because the current is live and your journey into the architecture of the universe starts right now.



The Architecture of Illusions: Mapping Light in the Laboratory

They called it an optics bench, but it functioned as an instrument of spatial translation. Standing under the controlled illumination of the laboratory, the objective transcended routine measurement; it was an exercise in trapping illusions. Armed with curved mirrors that inverted reality and convex lenses designed to intercept wandering beams, students manipulated light as a physical medium. They moved beyond standard formulas to isolate exact focal lengths, mapping the precise geometric coordinates where parallel rays converge into a single point of intensity. Each adjusted screen and recalibrated lens transformed scattered rays into razor-sharp focal images. Through systematic observation, abstract optical laws materialized into tangible proof, revealing how precise geometry governs the behaviour of light.



Kairos
Global School
For a World-Ready Future







Prisms, Particulates, and Skies in a Beaker: Recreating Atmospheric Optics

Transitioning from geometric optics to the study of light interaction, the subsequent laboratory exploration focused on spectral dispersion and atmospheric scattering. Using a controlled milk-water colloidal solution, they simulated the Earth's atmosphere, observing how suspended micro-particles selectively scatter shorter wavelengths to visually recreate the amber and crimson hues of sunrise and sunset. Simultaneously, they deployed optical prisms to force white light through systematic refraction, unspooling a continuous band of vibrant colours. Through these experiments, they bridged microscopic particle behaviour with macro-level phenomena, documenting how fundamental physical laws dictate the visible spectrum of our world.



Networks of Power: The Grid on the Workbench

Shifting from light to raw energy, the workbench transformed into an electrical grid in miniature. Guided by battery eliminators, ammeters, and voltmeters, they learned to read the invisible pulse flowing through copper wires. By designing diverse series and parallel pathways, they mapped how current chooses its route and how resistance alters the flow. Abstract equations suddenly came alive as circuits hummed to life, revealing the precise control systems that power the modern world.





The Invisible Stage: Flipping the Physics Script

Ditching the traditional lecture format, the classroom transformed into a collaborative exchange where students stepped into the instructor's role. They took command of the session to unpack the complexities of magnetic effects, explaining how electric currents spawn invisible fields and how unseen forces command motion. By

teaching the concepts themselves, they flipped passive learning into an active workshop of shared discovery, proving that mastering physics requires more than just listening—it demands articulation.





Equations are just the alphabet; what these pages revealed is the language. Across this edition, data points weren't just logged and laws weren't memorized—the universe's operational manual was intercepted. From catching phantom images in glass and bottling sunrises in a beaker to mapping the secret highways of electrical current and turning the classroom into a theatre of magnetic forces, science was stripped of its dust. Physics is not a subject sitting passively behind a desk; it is the pulsing, breathing undercurrent of every second of existence. The equipment is packed away, the circuits are quiet, but the code remains wide open. Close the cover, keep eyes sharp, and stay tuned to the frequency.

S OCIAL SCIENCE

Social Science in Grade 10 represents an intellectual milestone in secondary education—a structured transition from descriptive factual awareness to rigorous systems thinking, evidentiary evaluation, and multifaceted social inquiry. Throughout Term 1, our pedagogical focus moved decisively away from rote memorization, prompting students to examine the fundamental structures shaping modern human civilization. Learners investigated the intersection of historical memory and collective identity, confronted the ecological thresholds of resource extraction, analyzed the institutional mechanics of constitutional governance, and traced the flows of integrated global markets. This multidimensional study cultivates the cognitive agility required to deconstruct complex societal challenges, evaluate historical developments with objectivity, and formulate substantiated arguments on contemporary national and international issues.

Classroom practices throughout the term prioritized active scholarship, inquiry-driven dialogue, and authentic application. Students stepped into the roles of social researchers and engaged citizens: interpreting archival documents, analyzing imperial and modern cartography, interrogating demographic and agrarian datasets, and evaluating institutional policy models. Through structured deliberations, thematic map laboratories, and case studies, learners established clear links between abstract theoretical principles and tangible socio-political realities. This methodology deepened conceptual mastery while instilling a commitment to ethical governance, environmental sustainability, and inclusive economic equity.

Topics covered

History

- Chapter 1: The Rise of Nationalism in Europe

- Chapter 2: Nationalism in India
- Chapter 3: The Making of a Global World

Core Skills & Competencies Developed:

- Historical Causality & Dialectical Reasoning: Analyzing how the convergence of Enlightenment ideals, industrialization, and romantic nationalism destabilized monarchical Europe; unpacking the multi-layered social fabric of India's anti-colonial movement by contrasting the distinct aspirations of peasants, tribals, urban workers, and business classes.
- Archival & Iconographic Deconstruction: Interrogating primary source materials—including political allegories (Germania, Bharat Mata), colonial decrees, newspapers, and protest hymns—to decode symbolic subtext, ideological bias, and the formation of collective national imagery.
- Historical Cartography & Spatial Plotting: Identifying and accurately charting significant nodes of the Indian National Movement on outline maps (e.g., Indian National Congress sessions at Calcutta, Nagpur, and Madras; major satyagraha epicenters such as Champaran, Kheda, Ahmedabad, Amritsar, and Dandi).





Geography

- Chapter 1: Resources and Development
- Chapter 2: Forest and Wildlife Resources
- Chapter 3: Water Resources
- Chapter 4: Agriculture

Core Skills & Competencies Developed:

- Pedological & Spatial Analysis: Identifying, classifying, and mapping major soil distributions across India (Alluvial, Black, Red and Yellow, Laterite, Arid, and Forest soils) and evaluating their suitability for specific agrarian cycles.
- Ecological Stewardship & Systems Thinking: Evaluating resource-planning frameworks; assessing the trade-offs between multi-purpose river valley projects and community-led rainwater harvesting; analyzing community-driven biodiversity conservation initiatives such as Joint Forest Management (JFM) and sacred groves.
- Agro-Climatic Data Interpretation: Synthesizing the physical conditions of growth (temperature, rainfall, soil requirements) for staple and cash crops (Rice, Wheat, Sugarcane, Tea, Coffee, Cotton, and Jute), while evaluating crop rotations across the Rabi, Kharif, and Zaid agricultural seasons.




COVER CROPS
ADDING ORGANIC MATTER
REDUCING TILLAGE
SOIL CONSERVATION METHODS
PRACTICING CROP ROTATION
BUILDING TERRACES
AVOIDING OVERGRAZING AND SOIL COMPACTION




Save the Animals Don't let them Extinct
#love Our Wildlife ...
#Protect Our Species ...

Political Science

- Chapter 1: Power-sharing
- Chapter 2: Federalism
- Chapter 3: Gender, Religion and Caste

Core Skills & Competencies Developed:

- Comparative Constitutional Analysis: Contrasting institutional models of democratic power-sharing—evaluating Belgium's accommodationist framework against Sri Lanka's majoritarian policies—to examine institutional stability and minority rights.
- Federal Systems Evaluation: Dissecting the constitutional division of powers across the Union, State, and Concurrent Lists; assessing legislative and fiscal dynamics in center-state relations; examining the decentralized governance structure introduced by the 73rd and 74th Constitutional Amendment Acts.
- Sociopolitical Intersectionality & Democratic Critique: Deconstructing how social cleavages intersect with competitive electoral politics; evaluating the constitutional instruments designed to promote gender representation, maintain secularism, and rectify historical caste-based inequities.





Economics

- Chapter 1: Development
- Chapter 3: Money and Credit
- Chapter 4: Globalisation and the Indian Economy

Core Skills & Competencies Developed:

- Multivariate Development Assessment: Moving beyond single-variable metrics like per capita income to evaluate comparative well-being using multidimensional indices—including Infant Mortality Rate (IMR), Literacy Rate, Net Attendance Ratio, and the UNDP's Human Development Index (HDI).
- Credit Market & Financial Systems Modeling: Comparing formal and informal lending mechanisms; evaluating collateral requirements, terms of credit, and debt cycles; assessing the operational role of Self-Help Groups (SHGs) in promoting financial inclusion and rural autonomy.
- Global Economic Integration Analysis: Evaluating how technological breakthroughs and trade liberalization facilitate the global dispersion of production by Multinational Corporations (MNCs); analyzing the uneven distributional impacts of market integration on domestic small-scale enterprises and local employment.





ICT

After completing the topic Communication Skills–II, students understand and apply effective communication skills in personal, academic and professional situations. Students developed the ability to communicate clearly, confidently and appropriately with others while considering the purpose, audience and situation. They learnt the importance of verbal and non-verbal communication, active listening, questioning and providing constructive feedback. Students also developed skills for expressing their ideas, opinions and feelings in a clear and respectful manner. They understood how to overcome common communication barriers and use appropriate communication techniques to handle different situations effectively. Through various activities, discussions and practical situations, students improved their confidence, interpersonal skills, teamwork and ability to communicate professionally. These skills will help students build positive relationships, participate effectively in group activities and prepare themselves for future academic and workplace environments.



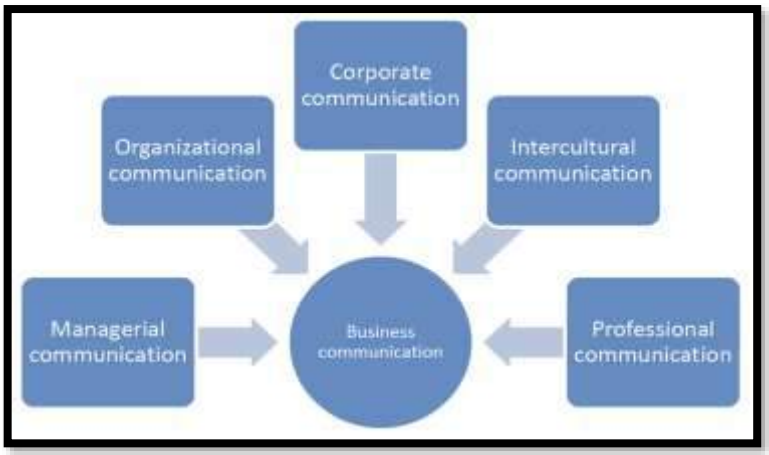

After completing the topic Self-Management Skills–II, students understand the importance of managing themselves effectively in personal, academic and professional situations. Students developed skills to set clear goals, manage time efficiently, prioritise tasks and maintain a positive attitude towards challenges. They learnt to identify and manage stress, control their emotions and develop healthy ways of dealing with difficult situations. Students also understood the importance of self-motivation, discipline, adaptability and taking responsibility for their actions. Through practical activities and real-life situations, students developed better decision-making, problem-solving and organisational skills. These self-management skills will help students become more confident, responsible, independent and capable of achieving their goals while maintaining a balanced and positive approach towards life.



After completing the topic Information and Communication Technology (ICT) Skills–II, students understand and apply advanced ICT skills in academic, personal and professional situations. Students developed the ability to use digital tools and applications efficiently for creating, organising, processing and sharing information. They learnt to work confidently with different ICT applications, manage digital files and data, and use technology to communicate and collaborate effectively.

Safety, Privacy, Security and Responsible use of ICT resources: Through practical activities and real-life situations, students developed Problem-solving, information management and digital literacy skills. These skills will enable students to use ICT confidently, efficiently and responsibly and prepare them for further education and future workplace requirements.



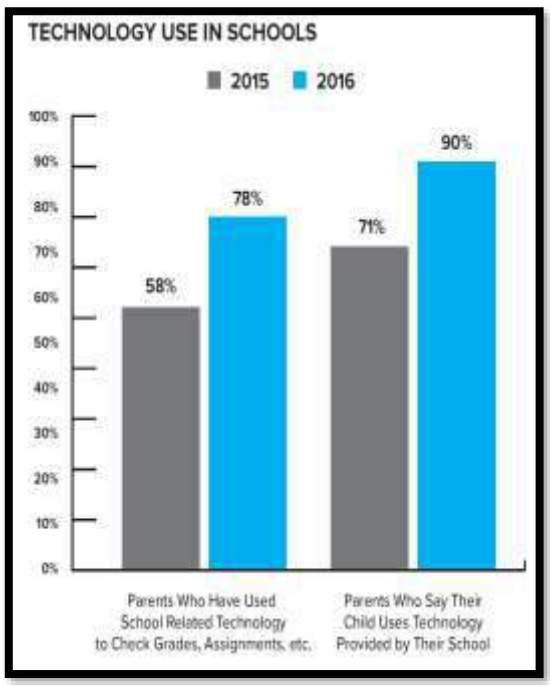

After completing the topic Digital Documentation, students understood the importance of digital documents and use word-processing software effectively for academic, personal and professional purposes. Students developed the ability to create, edit, save, organise and format documents according to specific requirements. They learnt to apply advanced formatting techniques using styles, templates, page styles, character and paragraph formatting to maintain consistency and give documents a professional appearance. Students were able to insert and format tables, images, shapes, charts, hyperlinks, headers, footers and page numbers, and arrange these elements appropriately within a document. They understood how to work efficiently with lengthy documents by using features such as Table of Contents, bookmarks, references, sections and document navigation.

Students also learnt to review and improve documents using tools such as spell check, find and replace, comments and track changes, wherever applicable. They developed the ability to modify and customise document layouts, manage different page formats and prepare documents for printing or digital sharing. Through hands-on activities, students will create well-organised reports.

After completing the topic Electronic Spreadsheet (Advanced), students understood the importance and applications of electronic spreadsheets in managing, analysing and presenting data efficiently. Students developed advanced skills in creating, editing and formatting spreadsheets and will be able to enter, organise and manipulate data using appropriate formulas, functions and cell references. They learnt to apply advanced functions, conditional formatting, sorting, filtering and data validation to analyse and manage large sets of data effectively. Students understand how to create and customise charts and graphs to represent data visually and communicate information clearly. They also learnt advanced spreadsheet tools such as What-If Analysis, Goal Seek, Scenario Manager and Solver to examine different possibilities, compare alternative solutions and make informed decisions based on changing data. Students developed an understanding of linking data, using multiple sheets, consolidating information and creating meaningful reports from spreadsheet data.
They also learnt to use macros and automation features to perform repetitive tasks efficiently and improve productivity. Through practical activities and real-life examples, student developed problem-solving, analytical, logical and decision-making skills.

ई-पत्रिका

कक्षा : १० **विषय : हिंदी**

****

'बड़े भाई साहब' – शिक्षा बनाम रटंत विद्या पर वाद-विवाद

कक्षा 10 के विद्यार्थियों ने **'बड़े भाई साहब'** पाठ के अंतर्गत **"शिक्षा रटंत विद्या है या नहीं?"** विषय पर वाद-विवाद गतिविधि में उत्साहपूर्वक भाग लिया। विद्यार्थियों ने शिक्षा के उद्देश्य, समझकर सीखने, अनुभव से प्राप्त ज्ञान तथा केवल याद करने की प्रवृत्ति जैसे विभिन्न पहलुओं पर अपने विचार प्रस्तुत किए।

विद्यार्थियों ने अपने पक्ष और विपक्ष में तर्क देते हुए उदाहरणों के माध्यम से अपनी बात स्पष्ट की। उन्होंने यह समझने का प्रयास किया कि सीखना केवल तथ्यों को याद करने तक सीमित नहीं है, बल्कि विषय को समझना, उसका प्रयोग करना, प्रश्न पूछना और अनुभवों से सीखना भी शिक्षा का महत्वपूर्ण हिस्सा है।इस गतिविधि ने विद्यार्थियों को पाठ के विचारों से जोड़ते हुए स्वतंत्र चिंतन और तार्किक अभिव्यक्ति का अवसर प्रदान किया।

विद्यार्थियों ने क्या सीखा?

- किसी विषय पर स्वतंत्र एवं गहराई से विचार करना सीखा।
- अपने विचारों को तर्क और उदाहरणों के साथ प्रस्तुत करने का अभ्यास हुआ।
- शिक्षा में समझ, अनुभव और व्यावहारिक ज्ञान के महत्व पर विचार किया।
- रटने और समझकर सीखने के बीच अंतर को पहचानने का अवसर मिला।
- दूसरों के विचारों को ध्यानपूर्वक सुनना और सम्मानपूर्वक अपनी असहमति व्यक्त करना सीखा।
- विद्यार्थियों में तार्किक एवं आलोचनात्मक चिंतन का विकास हुआ।
- वाद-विवाद के माध्यम से आत्मविश्वास और प्रभावी अभिव्यक्ति-कौशल बढ़ा।
- पाठ के संदेश को अपने अध्ययन और दैनिक जीवन से जोड़ने की क्षमता विकसित हुई।

मनुष्यता' – कविता लेखन गतिविधि

कक्षा 10 के विद्यार्थियों ने **'मनुष्यता'** पाठ के अंतर्गत **कविता लेखन गतिविधि** में उत्साहपूर्वक भाग लिया। विद्यार्थियों ने पाठ में निहित मानवता, प्रेम, करुणा, परोपकार, सहानुभूति और भाईचारे की भावना को समझते हुए अपने विचारों एवं भावनाओं को मौलिक कविताओं के माध्यम से अभिव्यक्त किया।

विद्यार्थियों ने अपनी कविताओं में मानव जीवन के मूल्यों, दूसरों की सहायता करने, जरूरतमंदों के प्रति संवेदनशील रहने तथा समाज में प्रेम और सद्भाव बनाए रखने जैसे विचारों को रचनात्मक ढंग से प्रस्तुत किया। इस गतिविधि ने विद्यार्थियों को साहित्य के माध्यम से मानवीय मूल्यों पर चिंतन करने और अपनी सृजनात्मक प्रतिभा को व्यक्त करने का अवसर प्रदान किया।

विद्यार्थियों ने क्या सीखा?

- मनुष्यता, करुणा, प्रेम और परोपकार जैसे जीवन-मूल्यों को समझा।
- अपनी भावनाओं एवं विचारों को कविता के माध्यम से व्यक्त करना सीखा।
- रचनात्मक एवं मौलिक लेखन की क्षमता विकसित हुई।
- दूसरों की भावनाओं को समझने और उनके प्रति संवेदनशील रहने की भावना विकसित हुई।
- हिंदी भाषा, शब्द-चयन और अभिव्यक्ति-कौशल में वृद्धि हुई।
- सामाजिक सद्भाव, सहयोग और भाईचारे के महत्व को समझा।
- स्वतंत्र चिंतन और कल्पनाशक्ति को प्रोत्साहन मिला।
- विद्यार्थियों में आत्मविश्वास तथा अपनी रचना प्रस्तुत करने का कौशल विकसित हुआ।

साखी' – दोहा लेखन एवं सृजनात्मक अभिव्यक्ति

कक्षा 10 के विद्यार्थियों ने **'साखी'** पाठ के अंतर्गत **दोहा लेखन गतिविधि** में उत्साह एवं रचनात्मकता के साथ सहभागिता की। पाठ में कबीर द्वारा सरल एवं सहज भाषा में व्यक्त किए गए जीवन-संदेशों को समझने के बाद विद्यार्थियों को अपने विचारों को दोहे के रूप में अभिव्यक्त करने

का अवसर दिया गया।

विद्यार्थियों ने अपने अनुभवों, विचारों और जीवन-मूल्यों को आधार बनाकर स्वयं मौलिक दोहे लिखे। उन्होंने सत्य, प्रेम, सदाचार, परिश्रम, विनम्रता, आत्मचिंतन, समय का सदुपयोग और अच्छे व्यवहार जैसे विभिन्न विषयों को अपने दोहों में स्थान दिया। विद्यार्थियों ने कम शब्दों में गहरी बात कहने का प्रयास करते हुए भाषा की सुंदरता और सार्थकता का परिचय दिया।

गतिविधि के दौरान विद्यार्थियों ने अपनी रचनाएँ कक्षा में प्रस्तुत कीं और एक-दूसरे की रचनाओं को ध्यानपूर्वक सुना। इससे कक्षा में साहित्यिक एवं रचनात्मक वातावरण का निर्माण हुआ। यह गतिविधि विद्यार्थियों के लिए पाठ को समझने के साथ-साथ अपनी **मौलिक सोच, कल्पनाशक्ति और सृजनात्मक अभिव्यक्ति** को विकसित करने का एक सुंदर अवसर बनी।

विद्यार्थियों ने क्या सीखा?

- दोहे की भाषा, शैली, भाव और संक्षिप्त अभिव्यक्ति की विशेषताओं को समझा।
- कम शब्दों में गहरे एवं सार्थक विचार व्यक्त करना सीखा।
- कबीर की साखियों में निहित जीवन-दर्शन और नैतिक मूल्यों को समझा।
- अपने अनुभवों और विचारों को मौलिक रचना के रूप में प्रस्तुत करना सीखा।
- शब्दों के उचित चयन एवं प्रभावशाली भाषा-प्रयोग का अभ्यास हुआ।
- विद्यार्थियों की कल्पनाशक्ति, सृजनात्मकता और स्वतंत्र चिंतन का विकास हुआ।
- सत्य, विनम्रता, परिश्रम, सदाचार और आत्मचिंतन जैसे जीवन-मूल्यों के प्रति समझ विकसित हुई।

  अपनी रचना को कक्षा के सामने आत्मविश्वासपूर्वक प्रस्तुत करने का अवसर मिला।
- दूसरों की रचनाओं को सुनकर उनकी भावनाओं और विचारों का सम्मान करना सीखा।
- साहित्य को केवल पढ़ने के बजाय उसे अपने जीवन और अनुभवों से जोड़ने की क्षमता विकसित हुई।

हरिहर काका' – पारिवारिक संबंध लेखन गतिविधि

कक्षा 10 के विद्यार्थियों ने **'हरिहर काका'** पाठ के अंतर्गत **'पारिवारिक संबंध'** विषय पर लेखन गतिविधि में उत्साहपूर्वक भाग लिया। विद्यार्थियों ने पाठ में प्रस्तुत पारिवारिक परिस्थितियों, रिश्तों में बदलते व्यवहार तथा अपनत्व और स्वार्थ के बीच के अंतर को समझते हुए अपने विचारों को लेखन के माध्यम से व्यक्त किया।

विद्यार्थियों ने अपने लेखों में परिवार में **प्रेम, विश्वास, सम्मान, सहयोग और संवाद** के महत्व को रेखांकित किया। उन्होंने यह भी विचार किया कि पारिवारिक रिश्ते केवल रक्त-संबंधों पर आधारित नहीं होते, बल्कि उनमें संवेदनशीलता, आपसी समझ और एक-दूसरे के प्रति सम्मान की भी महत्वपूर्ण भूमिका होती है।

इस गतिविधि के माध्यम से विद्यार्थियों को अपने परिवार और आसपास के रिश्तों को नए दृष्टिकोण से समझने तथा पारिवारिक मूल्यों पर चिंतन करने का अवसर मिला। विद्यार्थियों ने अपने अनुभवों और विचारों को सरल, सहज एवं प्रभावी भाषा में प्रस्तुत किया।

विद्यार्थियों ने क्या सीखा?

- पारिवारिक रिश्तों में प्रेम, विश्वास और सम्मान के महत्व को समझा।
- परिवार के सदस्यों के प्रति संवेदनशील एवं सहयोगी व्यवहार की आवश्यकता जानी।
- अपने विचारों और अनुभवों को व्यवस्थित रूप से लिखना सीखा।
- पाठ के पात्रों एवं परिस्थितियों के माध्यम से रिश्तों की जटिलताओं को समझा।
- स्वार्थ और निस्वार्थ संबंधों के बीच अंतर पर विचार किया।
- परिवार में संवाद और आपसी समझ के महत्व को जाना।
- लेखन-कौशल, शब्द-भंडार और अभिव्यक्ति क्षमता का विकास हुआ।
- विद्यार्थियों में आत्मचिंतन और स्वतंत्र विचार करने की क्षमता विकसित हुई।
- पारिवारिक मूल्यों एवं मानवीय संवेदनाओं के प्रति जागरूकता बढ़ी।
- दूसरों की भावनाओं और परिस्थितियों को समझने की संवेदनशीलता विकसित हुई।

विद्यार्थियों ने क्या सीखा?

- भारतीय स्वतंत्रता आंदोलन में महिलाओं के योगदान के बारे में जानकारी प्राप्त की।
- वीरांगनाओं के साहस, त्याग और दृढ़ संकल्प को समझा।
- ऐतिहासिक विषय पर जानकारी एकत्रित कर उसे व्यवस्थित ढंग से प्रस्तुत करना सीखा।
- लेखन-कौशल, भाषा एवं अभिव्यक्ति क्षमता का विकास हुआ।
- स्वतंत्रता और उसके महत्व के प्रति जागरूकता बढ़ी।
- देश के इतिहास एवं स्वतंत्रता आंदोलन के प्रति सम्मान की भावना विकसित हुई।
- कठिन परिस्थितियों में साहस, धैर्य और दृढ़ता बनाए रखने की प्रेरणा मिली।
- स्वतंत्र चिंतन, शोध एवं रचनात्मक अभिव्यक्ति को प्रोत्साहन मिला।
- विद्यार्थियों में जिम्मेदारी, अनुशासन और सकारात्मक जीवन-मूल्यों की समझ विकसित हुई।

'मीरा के पद' – कृष्ण-भक्ति में मीरा के दोहे

कक्षा 10 के विद्यार्थियों ने **'मीरा के पद'** पाठ के अंतर्गत **'कृष्ण-भक्ति में मीरा के दोहे'** विषय पर लेखन गतिविधि में उत्साहपूर्वक भाग लिया। विद्यार्थियों ने मीरा के कृष्ण के प्रति अनन्य प्रेम, समर्पण और भक्ति-भाव को समझते हुए अपनी रचनात्मकता के आधार पर दोहे लिखे।

विद्यार्थियों ने अपने दोहों में **भक्ति, प्रेम, समर्पण, विश्वास और ईश्वर के प्रति आस्था** जैसे भावों को सरल एवं भावपूर्ण भाषा में अभिव्यक्त किया। उन्होंने मीरा की भक्ति-भावना से प्रेरणा लेते हुए अपने विचारों और भावनाओं को मौलिक दोहों के रूप में प्रस्तुत किया।

इस गतिविधि के माध्यम से विद्यार्थियों को भक्तिकालीन साहित्य की भाव-समृद्ध परंपरा को समझने तथा अपनी सृजनात्मक अभिव्यक्ति को निखारने का अवसर मिला। विद्यार्थियों ने अपनी रचनाएँ प्रस्तुत कर साहित्य के प्रति अपनी रुचि और रचनात्मक प्रतिभा का परिचय दिया।

विद्यार्थियों ने क्या सीखा?

- मीरा की कृष्ण-भक्ति और उनके काव्य में निहित भावों को समझा।
- भक्ति, प्रेम, समर्पण और विश्वास जैसे भावों को पहचानना सीखा।

- अपने विचारों और भावनाओं को दोहे के रूप में अभिव्यक्त करना सीखा।
- रचनात्मक एवं मौलिक लेखन की क्षमता विकसित हुई।
- हिंदी भाषा, शब्द-चयन और अभिव्यक्ति-कौशल में वृद्धि हुई।
- भक्तिकालीन साहित्य एवं भारतीय काव्य-परंपरा के प्रति रुचि विकसित हुई।
- कल्पनाशक्ति और स्वतंत्र चिंतन को प्रोत्साहन मिला।
- अपनी रचना को आत्मविश्वास के साथ प्रस्तुत करने का अभ्यास हुआ।
- साहित्यिक रचनाओं में निहित भावों को अपने अनुभवों से जोड़ने की क्षमता विकसित हुई।

पर्वत प्रदेश में पावस' – प्रकृति कविता लेखन गतिविधि

कक्षा 10 के विद्यार्थियों ने **'पर्वत प्रदेश में पावस'** पाठ के अंतर्गत **'प्रकृति'** विषय पर कविता लेखन गतिविधि में उत्साहपूर्वक भाग लिया। पाठ में कवि द्वारा वर्षा ऋतु के दौरान पर्वतीय प्रदेश के मनोहारी प्राकृतिक दृश्यों के सुंदर चित्रण से प्रेरणा लेते हुए विद्यार्थियों ने प्रकृति के विभिन्न रूपों और अपनी अनुभूतियों को कविताओं के माध्यम से अभिव्यक्त किया।

विद्यार्थियों ने अपनी कविताओं में **बादल, वर्षा, पर्वत, हरियाली, झरने, नदियों, फूलों और प्राकृतिक सौंदर्य** जैसे विषयों को कल्पनाशील एवं भावपूर्ण शब्दों में प्रस्तुत किया। उन्होंने प्रकृति के बदलते रूपों को अपनी दृष्टि से अनुभव करते हुए मौलिक कविताओं का सृजन किया।

इस गतिविधि के माध्यम से विद्यार्थियों को प्रकृति के सौंदर्य को ध्यानपूर्वक देखने, अनुभव करने और उसे साहित्यिक अभिव्यक्ति देने का अवसर मिला। विद्यार्थियों ने अपनी रचनाएँ प्रस्तुत कर अपनी कल्पनाशक्ति और सृजनात्मक प्रतिभा का परिचय दिया।

विद्यार्थियों ने क्या सीखा?

- प्रकृति के विभिन्न रूपों एवं सौंदर्य को सूक्ष्मता से देखना और अनुभव करना सीखा।
- प्राकृतिक दृश्यों को कल्पनाशील एवं काव्यात्मक भाषा में व्यक्त करना सीखा।
- कविता लेखन की रचनात्मक प्रक्रिया को समझा।

- कल्पनाशक्ति, मौलिक सोच और सृजनात्मक अभिव्यक्ति का विकास हुआ।
- हिंदी भाषा, शब्द-चयन और अभिव्यक्ति-कौशल में वृद्धि हुई।
- प्रकृति एवं पर्यावरण के प्रति संवेदनशीलता और प्रेम की भावना विकसित हुई।
- प्रकृति के संरक्षण और उसके प्रति जिम्मेदारी का बोध हुआ।
- विद्यार्थियों में स्वतंत्र चिंतन और सौंदर्य-बोध का विकास हुआ।
- अपनी रचनाओं को आत्मविश्वास के साथ प्रस्तुत करने का अभ्यास हुआ।

'मनुष्यता' – परोपकार कविता लेखन गतिविधि

कक्षा 10 के विद्यार्थियों ने **'मनुष्यता'** पाठ के अंतर्गत **'परोपकार'** विषय पर कविता लेखन गतिविधि में उत्साहपूर्वक भाग लिया। विद्यार्थियों ने पाठ में निहित मानवता, करुणा, सहानुभूति और दूसरों के लिए कुछ करने की भावना को समझते हुए अपने विचारों एवं भावनाओं को मौलिक कविताओं के माध्यम से अभिव्यक्त किया।

विद्यार्थियों ने अपनी कविताओं में जरूरतमंदों की सहायता, निस्वार्थ सेवा, सहयोग, दया और सामाजिक सद्भाव जैसे भावों को रचनात्मक एवं भावपूर्ण भाषा में प्रस्तुत किया। उन्होंने यह भी व्यक्त किया कि दूसरों की सहायता करना केवल सामाजिक दायित्व ही नहीं, बल्कि मानवीय संवेदनाओं को मजबूत करने का माध्यम भी है।

इस गतिविधि के माध्यम से विद्यार्थियों को अपने आसपास के लोगों की आवश्यकताओं और भावनाओं को समझने तथा साहित्य के माध्यम से सकारात्मक जीवन-मूल्यों पर चिंतन करने का अवसर मिला। विद्यार्थियों ने अपनी कविताएँ प्रस्तुत कर अपनी सृजनात्मक प्रतिभा और संवेदनशील सोच का परिचय दिया।

विद्यार्थियों ने क्या सीखा?

- परोपकार, करुणा, दया और सहानुभूति जैसे मानवीय मूल्यों को समझा।
- दूसरों की सहायता करने एवं सहयोग की भावना विकसित करने की प्रेरणा मिली।

- अपने विचारों और भावनाओं को कविता के माध्यम से प्रभावी ढंग से व्यक्त करना सीखा।
- रचनात्मक एवं मौलिक लेखन की क्षमता विकसित हुई।
- हिंदी भाषा, शब्द-चयन और अभिव्यक्ति-कौशल में वृद्धि हुई।
- समाज के प्रति अपनी जिम्मेदारियों को समझने का अवसर मिला।
- जरूरतमंदों के प्रति संवेदनशील एवं सहयोगी दृष्टिकोण विकसित हुआ।
- विद्यार्थियों में स्वतंत्र चिंतन, कल्पनाशक्ति और सृजनात्मकता का विकास हुआ।
- अपनी रचनाओं को आत्मविश्वासपूर्वक प्रस्तुत करने का अभ्यास हुआ।
- यह समझ विकसित हुई कि छोटे-छोटे सहयोग और अच्छे कार्य भी समाज में सकारात्मक परिवर्तन ला सकते हैं।





















పదవ తరగతి

1.చల్దులారగించుట సమాచార పత్రిక

- బమ్మెర పోతన

15వ శతాబ్దానికి చెందిన సహజ పండితుడు బమ్మెర పోతన గారు రచించిన భాగవతం నుండి ఈ పాఠం తీసుకోబడింది. శ్రీకృష్ణుడు తన గోపబాలురతో కలిసి యమునా నది తీరాన, పచ్చని చెట్ల నీడన గుండ్రంగా కూర్చుని చేసిన అద్భుత వన భోజన ఘట్టమే ఈ కథ. ఇక్కడ కృష్ణుడు తాను పరమాత్ముడనే అహంకారం లేకుండా, స్నేహితులు ప్రేమతో తినిపించే ఎంగిలి ముద్దలను సైతం ఆరగిస్తాడు.

విద్యార్థులకు కలిగే నైపుణ్యం/లాభాలు:స్నేహంలో ధనిక,పేద భేదాలు ఉండకూడదనే సామాజిక సమానత్వం, కలిసి తినడం వల్ల సమిష్టి తత్త్వం, మరియు చద్ది అన్నం ప్రాధాన్యత ద్వారా ఆరోగ్య స్పృహ అలవడతాయి. ఉపాధ్యాయుడు బోధించడం వల్ల విద్యార్థులలో అహంకారం నశించి, వినయం మరియు మన సాంస్కృతిక వారసత్వం పట్ల గౌరవం పెరుగుతాయి.





పదవ తరగతి

2.పొడుపు కథలు - సమాచార పత్రిక

– డా॥ పాకాల యశోదా రెడ్డి

తెలంగాణ ప్రభుత్వ 10వ తరగతి ద్వితీయ భాష (వెన్నెల-5) లోని రెండవ పాఠం "పొడుపు కథలు". తెలంగాణ మాండలిక పరిమళాలను వెదజల్లిన ప్రముఖ రచయిత్రి డా॥ పాకాల యశోదా రెడ్డి (1921-2007) రాసిన *'గోడమీద బొమ్మ'* అనే పుస్తక పీఠికయే ఈ పాఠ్యాంశం.

పొడుపు కథలకు వేదకాలపు ప్రశ్నోత్తర విధానం, మహాభారతంలోని యక్ష ప్రశ్నలే మూలం. వీటిని పండిత భాషలో ప్రహేళిక అని, రాయలసీమలో మారుకతలు అని, తెలంగాణలో శాస్త్రం అని పిలుస్తారు. లోతైన విషయాన్ని చిన్న సూత్రంలో చమత్కారంగా చెప్పడమే వీటి ప్రత్యేకత.

పొడుపు కథల ఉపయోగాలు:విద్యార్థులలో ఆలోచనా శక్తిని, జ్ఞాపకశక్తిని సమయస్ఫూర్తిని పెంచుతాయి.గ్రామీణ జీవన విధానాన్ని, భాషా సౌందర్యాన్ని పరిచయం చేస్తాయి.మన ప్రాచీన జానపద సంస్కృతికి ప్రతీకలైన పొడుపు కథలను కాపాడుకోవడం మనందరి బాధ్యత. అనే విషయాలు విద్యార్థులు తెలుసుకుంటారు.



పదవ తరగతి

3.ప్రపంచ పదులు - సమాచార పత్రిక

– డా॥ సి. నారాయణ రెడ్డి (సినారే)

తెలంగాణ ప్రభుత్వ 10వ తరగతి ద్వితీయ భాష (వెన్నెల-5) లోని 3వ పాఠం "**ప్రపంచ పదులు**". 'విశ్వంభర' కావ్యానికి **జ్ఞానపీఠ్ అవార్డు** పొందిన ప్రముఖ కవి **డా॥ సి. నారాయణ రెడ్డి** (1931-2017) ఈ పాఠ్యాంశ రచయిత.

'ప్రపంచ పదులు' అంటే ప్రపంచ రీతులను, జీవిత సత్యాలను కుదించి చెప్పే మినీ కవితలు. ఐదు పాదాల (లైన్ల) మాత్రా ఛందస్సుతో సాగే 'ప్రపంచ పదులు' అనే వినూత్న ప్రక్రియ.

కొవ్వొత్తిలా కరగాలని, రాయిలా చెక్కబడాలని, నిరంతర శ్రమ ద్వారానే ఉత్తమ ఫలితాలు లభిస్తాయని చెబుతుంది. ఆత్మవిశ్వాసం, కష్టపడే తత్వం (శ్రమ విలువ), సార్థక జీవిత ప్రాధాన్యత మరియు నిరంతర విద్యార్థిగా ఎదిగే ఉన్నత భావాలు అలవడతాయి. రూపం కంటే మంచి ప్రవర్తన, నైతిక విలువల వల్లనే మనిషికి నిజమైన గుర్తింపు వస్తుంది. కష్టపడే తత్వం, ధైర్యమే మనిషిని విజయతీరాలకు చేరుస్తాయి. స్వార్థం వీడి సమాజ హితం కోసం జీవించడమే నిజమైనజీవితం.విద్యార్థులలో నైతిక విలువలను, సామాజిక స్పృహను పెంపొందించడమే ఈ పాఠం యొక్క ముఖ్య ఉద్దేశం.



పదవ తరగతి

4. భాగ్యోదయం- సమాచార పత్రిక

– కృష్ణస్వామి ముదిరాజ్

"భాగ్యోదయం". హైదరాబాద్ మాజీ మేయర్ కృష్ణస్వామి ముదిరాజ్ రాసిన 'పిక్చరెస్క్ హైదరాబాద్' (హైదరాబాద్ నగర్ ప్రముఖులు) పుస్తకం నుండి ఇది గ్రహించబడింది. హైదరాబాద్‌లో దళితుల అభ్యున్నతి కోసం జీవితాంతం కృషి చేసిన సామాజిక సంస్కర్త భాగ్యరెడ్డి వర్మ (1888-1939) జీవిత విశేషాలు ఇందులో ఉన్నాయి.1906లో 'జగన్మిత్ర మండలి' స్థాపించి మూఢనమ్మకాలు, జోగిని పద్ధతి, మద్యం దురలవాట్లకు వ్యతిరేకంగా చైతన్యం తెచ్చారు. ఆది హిందువుల కోసం వాళ్ళ గుర్తింపు కోసం పాఠశాలలను ఏర్పాటు చేశారు వాళ్లలో దళిత బాలబాలికల కోసం సొంతంగా ఉచిత పాఠశాలలను ఏర్పాటు చేశారు. తాగుడు మాన్పించాడు చదువు పట్ల అవగాహన కల్పించాడు వారు పాటించేటటువంటి మూఢనమ్మకాలు ఆచార వ్యవహారాలు పట్ల అవగాహన కల్పించి వేశ్య దేవదాసి అనే అనాగరికమైన చర్యల నుండి వారిని కాపాడాడు అలాగే ప్రభుత్వంతో చర్చలు జరిపి వారిని జనాభా లెక్కల్లో అది హిందువులుగా గుర్తింపును తీసుకొచ్చాడు వారికి ఎన్నో గొప్ప గొప్ప పనులు చేసి వారికి సమాజంలో చదువుకున్నటువంటి విలువను తెలియజేశారు మార్పును తీసుకొచ్చాడు

ఆత్మగౌరవం: దళితులను 'ఆది హిందువులు'గా గురించాలని పోరాడి సాధించార





పదవ తరగతి

5. నీతి పరిమళాలు- సమాచార పత్రిక

ప్రక్రియ: శతక ప్రక్రియ (మకుటం ప్రధానమైనది).

"నీతి పరిమళాలు" పాఠ్యాంశంలో ఎనిమిది మంది శతక కవులు మానవ జీవితానికి అవసరమైన అమూల్యమైన సందేశాలను అందించారు. ఈ పద్యాల ద్వారా బద్దెన లౌకిక నీతులను, నిష్కపటమైన స్నేహాన్ని బోధించగా, వేమన కోపాన్ని అణచుకోవడం, బాహ్య రూపం కంటే మంచి గుణమే ముఖ్యమనే నిజాలను ఎండగట్టారు. కంచర్ల గోపన్న భక్తిభావంతో పాటు ఆపదలో ఉన్నవారి పట్ల కరుణ చూపాలని పిలుపునివ్వగా, మారద వెంకయ్య మంచివారి సాంగత్యం వల్ల కలిగే లాభాలను, కష్టాల్లో ధైర్యంగా ఉండటాన్ని ఉదాహరణలతో వివరించారు. పక్కి వెంకట అప్పల నరసింహ కవి తల్లిదండ్రులను, పెద్దలను గౌరవించే క్రమశిక్షణను నేర్పించగా, యధావాక్కుల అన్నమయ్య సమస్త జీవుల పట్ల దయాగుణాన్ని చాటిచెప్పారు. కాకుత్సం శేషప్ప కవి అన్యాయాలపై ధర్మం వైపు నిలబడాలని వేడుకోగా, ఏనుగు లక్ష్మణ కవి విద్యే మనిషికి నిజమైన ఆభరణమని, దానధర్మాల ప్రాముఖ్యతను వివరించారు. ఈ శతక నీతులన్నీ విద్యార్థులలో ఉత్తమ ప్రవర్తనను, నైతిక విలువలను పెంపొందించి సమాజంలో గౌరవప్రదమైన పౌరులుగా తీర్చిదిద్దడానికి దోహదపడతాయి.నేర్చుకునే విలువలు: పెద్దలను గౌరవించడం, నిజమైన స్నేహం, ఆపదలో సహాయం చేయడం, కోపాన్ని అణచుకోవడం, ధైర్యం మరియు జీవుల పట్ల దయ (కరుణ) కలిగి ఉండటం నేర్చుకుంటారు.





Kairos

GLOBAL SCHOOL

For a World-Ready Future

Highlights



An Extraordinary Milestone – Grade 10 CBSE Results



With great joy and pride, we share that our **Grade 10 students** have accomplished a **100% pass result** this year!
This achievement is a reflection of consistent effort, strong determination, and the spirit to excel. Our students have truly showcased what dedication and focus can achieve.
Heartiest congratulations to our top performers , Eesha Samantaray and Chengalva Varshini, for securing an outstanding 94.6% and inspiring everyone with her success!

2nd Position in the 15th Edition of Nrithanrithyathi- National Level Dance Competition





Heartiest Congratulations to Vidushi Jain!

We are delighted to celebrate the remarkable achievement of Vidushi Jain of grade 4 for her outstanding performance in **Kathak at the 15th Edition of Nrithanrithyathi – National Level Dance Competition**, held at Telangana Saraswatha Parishath, Hyderabad.

She has secured the 2nd Position with an A Grade in the sub-junior category!

Her dedication, grace, and passion for Indian classical dance are truly commendable. We are immensely proud of her achievement and wish her continued success as she reaches greater heights in the world of dance.

Keep shining, Vidushi! Your talent and hard work inspire us all!

Gold in 21st South West India Taekwondo ITF Championship-2026





Heartiest Congratulations to Maanvitha of Grade 3!

We are delighted to celebrate Maanvitha's remarkable achievement at the **21st South West India Taekwondo ITF Championship – 2026, held in Kakinada, Andhra Pradesh, where she proudly won the Gold Medal!**

Her dedication, discipline, determination, and true sporting spirit are truly commendable. This outstanding achievement is a testament to her hard work and perseverance.

Congratulations, Maanvitha! Keep striving, keep shining, and continue making us proud!

We wish you many more victories ahead!

Level-1 Award from Trinity College of London



A Proud Musical Achievement!

Heartiest congratulations to **Devanshi Rachapudi** on successfully earning the **Trinity College London Grade 1 Acoustic Guitar – Level 1 Award in Music Performance!**

Your dedication, passion, and perseverance have truly paid off. May this be the beginning of a beautiful musical journey filled with many more achievements and melodies.

Keep strumming, keep shining, Devanshi!

Zonal Topper– Prodigy Hunt Excellence Award





A Proud Moment of Excellence!

Heartiest congratulations to **Nanduri Dhruva Karthikeya**, a proud student of **Kairos Global School**, on being honoured as the **Zonal Topper – Prodigy Hunt Excellence Award!**

Your dedication, perseverance, and quest for excellence have truly set you apart. This remarkable achievement is a testament to your hard work and talent.

We are immensely proud of you, Dhruva! May you continue to learn, achieve, and inspire others with your brilliance.

Keep shining and reaching greater heights!

Merit Winner at The UCMAS National Competition 2026-27



We are delighted to celebrate the remarkable achievement of **Veldhi Geetansh** of Grade 4, who secured the prestigious title of **MERIT WINNER at the UCMAS National Competition 2026–27!**

Geetansh's dedication, concentration, perseverance, and hard work have truly paid off. This outstanding achievement is a proud moment for Geetansh, his parents, and the entire **Kairos Global School family.**

Keep learning, keep achieving, and keep shining, Geetansh!

Congratulations on this well-deserved achievement!

Gold and Bronze medal at Taika Bushido Cup-2026







A Double Achievement to Celebrate!

Heartiest congratulations to **Jaisvi Kora** for her outstanding performance at the **Taika Bushido Cup – 2026, held at Gachibowli Indoor Stadium, Hyderabad, on 5th & 6th September 2026!**

🥇 **Gold Medal – Kata**

🥉 **Bronze Medal – Kumite**

Her dedication, discipline, and fighting spirit have truly brought pride to our school. We applaud this remarkable achievement and wish Jaisvi continued success on her journey of excellence!

Congratulations, Jaisvi! Keep shining and keep winning!

NOF Cyber Champions League 2025-26



Heartiest Congratulations to Aadhya Kizhaka of Grade 3!

We are delighted to celebrate the remarkable achievement of Aadhya Kizhaka of Grade 3, who has secured an outstanding **International Rank 102** in the **NOF Cyber Champions League 2025–26**!

This remarkable accomplishment is a testament to Aadhya's hard work, determination, dedication, and passion for learning. Competing at an international level and earning such a commendable rank is truly a matter of pride and reflects her commitment to excellence.

We are incredibly proud of this young achiever and wish her continued success, confidence, and many more milestones in the years ahead.

Keep shining, Aadhya, and continue to inspire everyone around you!

Little Stars International Competition- Cannes, France



Proud Moment for Kairos Global School!!

Heartiest congratulations to our talented student **Anjana Gunukula** of **Grade 8** for bringing immense pride to India and the Kairos family! **Anjana proudly represented India at the Little Stars International Competition held in Cannes, France**, where participants from several countries showcased their exceptional talent. **We are thrilled to celebrate her remarkable achievement of winning the Gold Medal in the Ribbon Apparatus (Under -14 Category).**

We applaud Anjana, her parents, and her coaches for this incredible milestone and wish her many more achievements on the global stage. **Congratulations, Anjana!** You have made us all immensely proud.

Wizkids carnival January 2026 Master Orator Challenge



Heartiest Congratulations to Nanduri Dhruva Karthikeya of Grade 4!

We are delighted to celebrate the wonderful achievement of Nanduri Dhruva Karthikeya, who has secured the 2nd Prize in the Wizkids Carnival's All India Kids Premier League – Master Orator January 2026 Challenge!

His ability to craft and narrate a thoughtful, impressive, and engaging speech truly reflects his confidence, creativity, and excellent oratory skills. Earning the title of "Master Orator" at such a young age is indeed a remarkable accomplishment and a moment of great pride.

We are incredibly proud of Dhruva and wish him many more opportunities to express, inspire, and excel.

NOF Science Champions League 2025–26



Heartiest Congratulations to Nanduri Dhruva Karthikeya of Grade 3!

We are delighted to celebrate the remarkable achievement of Nanduri Dhruva Karthikeya, who has secured an impressive International Rank 367 in the NOF Science Champions League 2025–26 and earned an outstanding A+ in the NOF Champions League.

This achievement is a testament to Dhruva's dedication, curiosity, hard work, and enthusiasm for learning Science. Competing at an international level and earning a place among the global toppers is truly commendable and a moment of great pride.

We are incredibly proud of this young achiever and wish him continued success and many more academic milestones in the years ahead.

Keep exploring, keep learning, and keep shining, Dhruva!
Congratulations on this outstanding achievement!

NOF Math Champions League 2025–26



Celebrating Excellence!

A big congratulations to Nanduri Sanvika of Class 2 for securing an impressive A+ in the NOF Math Champions League 2025–26, with an outstanding International Rank of 1295!

Your dedication, hard work, and mathematical brilliance are truly commendable. We are proud of your achievement and wish you continued success in all your future endeavours!

Keep shining, Sanvika! Keep inspiring!

Excellent Performance in Olympiad Exams!





We are absolutely thrilled to celebrate the phenomenal success of our students in the recent **Olympiad Exams**, where they raised the bar by earning top honors across multiple subjects. A huge shout-out goes to our standout achiever, Aakriti Bhandari, who has been awarded the prestigious Certificate of Zonal Excellence along with a ₹500 Gift Voucher. The accolades continue with our other brilliant students, who brought immense pride to the school by securing Certificates of Zonal Excellence and Certificates of Merit in various Olympiad subjects. Competing in these highly rigorous national and international exams requires incredible dedication and sharp intellect, and seeing our young scholars sweep these awards is a true testament to their hard work, supportive parents, and dedicated teachers. Congratulations to all our incredible achievers—keep dreaming big and reaching for the

National Kickboxing Championship 2026 at IPS Academy, Indore, Madhya Pradesh



Heartiest Congratulations to Varin!

We are immensely proud to celebrate the remarkable achievement of Varin, who has won the **Gold Medal at the National Kickboxing Championship 2026**, held at **IPS Academy, Indore, Madhya Pradesh.**

This outstanding accomplishment is a testament to Varin's dedication, perseverance, and sporting excellence. It is truly a proud moment for all of us and for the Telangana Kickboxing Association.

Your achievements inspire us all to dream big, work hard, and strive for excellence.

Wishing our champion continued success and many more victories ahead!

Inter-District Gymnastics Tournament



We are delighted to share that Anjana Gunukula of Grade 8 has brought great pride to our school with her outstanding performance at the **Inter-District Gymnastics Tournament** held on **April 11 & 12 at Saroor Nagar.**

She secured 3 Gold Medals and 1 Bronze Medal across various events. Adding to this incredible achievement, she also clinched the Gold Medal in the All-Round Championship!

We congratulate Anjana on this remarkable achievement and wish her many more victories ahead!

We also extend our heartfelt gratitude to the parents and coaches for their continuous support and encouragement.

SOF International Social Science Olympiad



Heartiest Congratulations!

We are immensely proud to congratulate our brilliant students on achieving the **Gold Medal of Distinction and Gold Medal of Excellence in the SOF International Social Science Olympiad.**
This outstanding accomplishment reflects exceptional knowledge, analytical thinking, and a deep understanding of social sciences. Your dedication, hard work, and passion for learning have truly paid off!
You have made us incredibly proud with this remarkable achievement. Keep striving for excellence and continue reaching new milestones in your academic journey!

Kairos
GLOBAL SCHOOL
For a World-Ready Future

Events and Celebrations

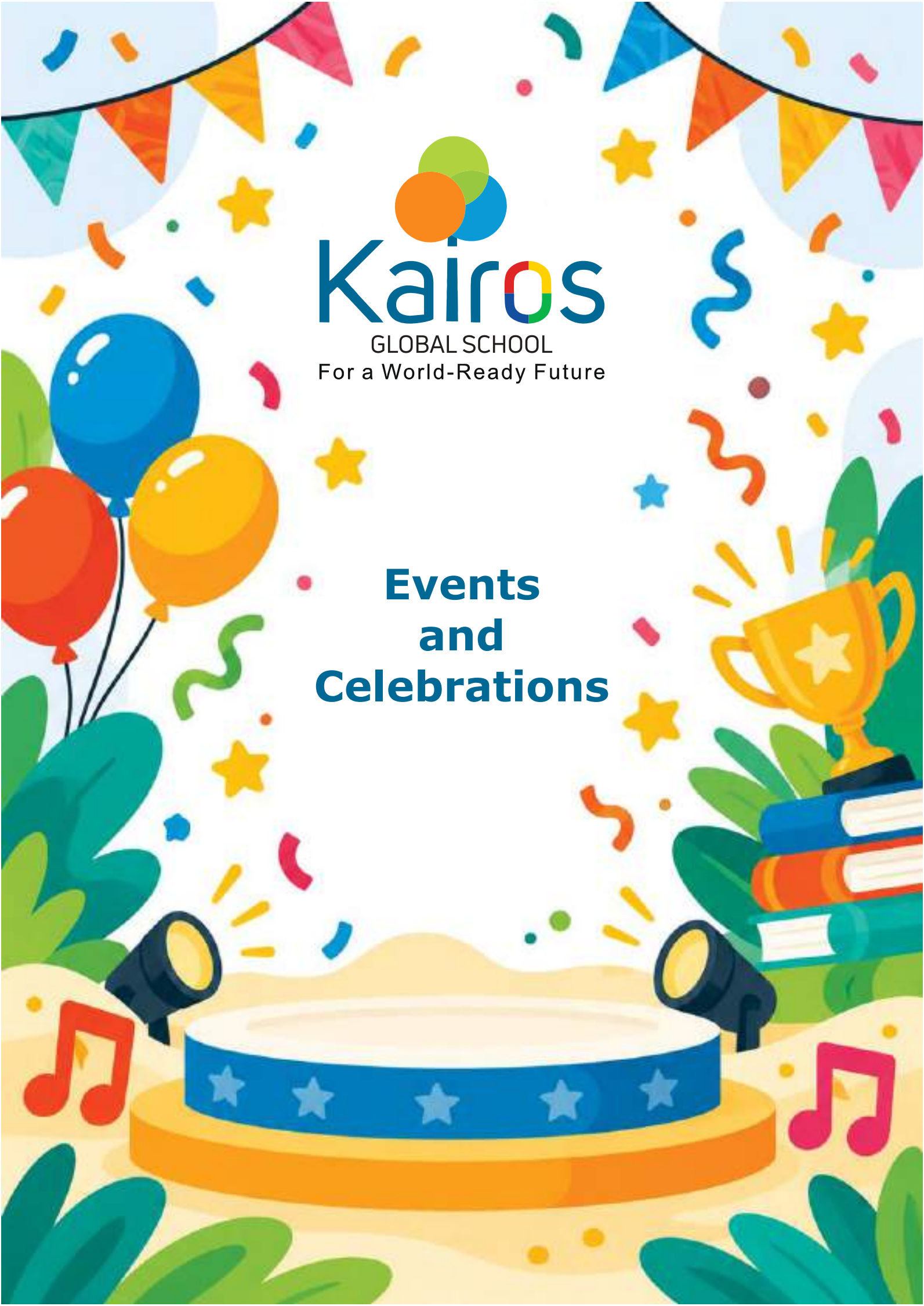

ACIC CBIT DRONE WORKSHOP



Kairos Global School, in collaboration with ACIC CBIT, organised an engaging Drone Workshop that introduced students to the world of drone technology and innovation. Students explored drone components, calibration, and safety protocols, gaining hands-on experience through live flight demonstrations on the school sports grounds.

The workshop reflected Kairos's commitment to experiential learning, scientific curiosity, and preparing students for a technology-driven future.

At Kairos, curiosity takes flight through innovation and hands-on learning.

Ek Ped Maa Ke Naam









Kairos Global School actively participated in the special plantation drive “Ek Ped Maa Ke Naam,” initiated under Government and CBSE environmental initiatives. Students and their families enthusiastically contributed to this meaningful cause by planting saplings and promoting environmental awareness. The initiative encouraged a sense of responsibility towards nature and highlighted the importance of nurturing trees for a greener, healthier, and more sustainable future.

Father’s Day



Our little learners celebrated Father's Day with great joy, love, and enthusiasm. The celebration was filled with heartwarming moments as the children confidently spoke a few lines about their fathers, expressing their love, admiration, and gratitude.

The students also sang cheerful Father's Day songs with great excitement, making the occasion even more special. Their sweet performances and innocent expressions brought smiles to everyone's faces and beautifully reflected the precious bond between fathers and their children.

The celebration was a wonderful opportunity for the children to appreciate the love, care, guidance, and support that fathers provide every day. It was truly a memorable day filled with happiness, love, and heartfelt emotions.

Green Colour Day





Our Pre-Primary students joyfully celebrated Green Colour Day, exploring the beauty and importance of the colour green through fun-filled activities.

The little ones enthusiastically participated in a cactus activity, where they used their creativity and painting skills to make beautiful cactus artwork. The activity helped enhance their fine motor skills while making learning enjoyable and engaging.

Adding to the excitement, the children received adorable parrot takeaways, symbolizing nature, greenery, and environmental awareness. Their bright smiles and enthusiasm made the celebration even more special.

Through hands-on activities and interactive learning, the children learned to appreciate the colour green and its connection to nature. It was a delightful day filled with creativity, learning, and lots of fun!

Doctor's Day



Our little stars celebrated Doctors' Day with lots of excitement and cheerful smiles! Dressed up as adorable doctors, nurses, and patients, the children enjoyed fun role-play activities that helped them understand the importance of caring for others and staying healthy.

They explored simple medical tools, spoke about healthy habits, and expressed their love and gratitude for the wonderful doctors who work every day to keep us safe and healthy.

It was a joyful day filled with learning, laughter, kindness, and appreciation. A big Thank You to all the amazing doctors for their dedication, compassion, and selfless service.

Parents' Day



Love, laughter, and heartwarming moments filled the air as the little learners of Kairos Global School celebrated Parents' Day with immense joy and enthusiasm.

The celebration was a beautiful tribute to the unconditional love, care, and support that parents shower upon their children. Our adorable pre-primary learners delighted the audience with charming dance performances, melodious songs, and delightful presentations, expressing their love and gratitude in the sweetest ways.

The event provided a wonderful opportunity for parents to witness their little ones' growing confidence, creativity, and talents. The smiles, applause, and proud moments shared between parents and children made the celebration truly special and memorable.

Tiny Hands, Big Dreams, Endless Love!

Investiture Ceremony



Leadership is not merely about wearing a badge; it is about embracing responsibility, inspiring others, and leading by example.

Kairos Global School proudly conducted its Investiture Ceremony, marking an important milestone in nurturing leadership qualities, discipline, and a sense of responsibility among students. The newly elected student council members were entrusted with their respective roles and responsibilities, symbolising the school's faith in their abilities and potential.

The ceremony was a proud moment as our young leaders took their oath, pledging to uphold the values of the institution, discharge their duties with sincerity, and lead their fellow students with integrity, confidence, and commitment.

Through such initiatives, Kairos Global School strives to empower students to become responsible decision-makers.

Leading with Purpose, Serving with Pride, Inspiring with Integrity!

World Paper Bag Day





Our little eco-warriors had a wonderful time celebrating Paper Bag Day! with enthusiasm and full of confidence, our tiny tots shared meaningful slogans promoting a cleaner and greener Earth.

They proudly spread the message:

"Say No to Plastic, Go Paper – Fantastic!"

Through this activity, the children learned the importance of reducing plastic use and choosing eco-friendly alternatives like paper bags. Their confident voices and bright smiles inspired everyone to care for our environment and make responsible choices from a young age.

Together, let's protect our planet—one paper bag at a time!

"Say No to Plastic, Go Paper – Fantastic!"

National Flag Day





Our little patriots celebrated National Flag Day with great enthusiasm, pride, and joy! children participated in a delightful Show and Tell activity, confidently speaking a few lines about our beloved Indian National Flag.

The tiny tots also recited patriotic rhymes with cheerful expressions, filling the classroom with love for our nation. They enthusiastically shared inspiring slogans such as "Jai Hind!", "Vande Mataram!", and "Our Flag, Our Pride!"

Through these fun and meaningful activities, the children learned the importance of respecting our national flag and developed a sense of patriotism, confidence, and love for their country from an early age.

Field Trip to Plant Nursery



Our little nature explorers had a wonderful time on their Field Trip to the Plant Nursery! The children enjoyed observing a wide variety of colourful flowers, green plants, herbs, and tiny saplings while learning about the importance of plants in our daily lives.

They discovered how plants grow, the care they need, and why trees and plants are essential for a healthy environment. The visit encouraged curiosity, observation, and a love for nature as our young learners explored the beauty of the nursery with excitement and enthusiasm.

The trip was a fun-filled learning experience that inspired our little ones to appreciate and care for the environment. Together, we continue to nurture young hearts that will grow into responsible caretakers of our planet!

Field Trip to Supermarket



Our little learners had an exciting and enriching field trip to the supermarket! The visit provided them with an opportunity to explore a real-world shopping environment and connect their classroom learning with everyday life.

The children explored different sections of the supermarket and observed a variety of fruits, vegetables, groceries, dairy products, snacks, and household items. They learned how products are arranged and how to identify prices, quantities, labels, discounts, and special offers.

It was a joyful and meaningful learning experience where our little shoppers explored, observed, learned, and enjoyed every moment!

Independence Day



With hearts filled with pride and patriotism, Kairos Global School celebrated India's 80th Independence Day with great enthusiasm and fervour.

The celebration began with the flag hoisting ceremony, followed by the National Anthem, patriotic performances, inspiring speeches, and cultural presentations by our talented students.

The campus came alive with the spirit of unity, freedom, and love for our nation. The celebration reminded our young Kairosians that the true meaning of freedom lies in responsibility, respect, courage, and contributing positively to our country.

Let us continue to nurture responsible citizens who carry the values of our nation in their hearts and actions.

Jai Hind!
Vande Mataram!

Janmashtami Celebration



Our little Krishnaas and Radhaas filled the school with joy, devotion, and festive spirit as we celebrated Janmashtami with great enthusiasm!

Dressed in colourful traditional attire, our young learners beautifully embraced the spirit of the festival through delightful performances, music, dance, and engaging activities.

The celebration brought alive the timeless values of love, kindness, compassion, and togetherness, making the day truly memorable for our students.

May Lord Krishna's blessings fill every heart with happiness, peace, and positivity.

Teacher's Day





Teachers' Day at Kairos Global School was a beautiful celebration of gratitude, love, and appreciation for the mentors who inspire young minds every day.

The celebrations were filled with joyful performances, heartfelt messages, fun activities, and memorable moments that brought smiles to every teacher's face.

Our students expressed their heartfelt gratitude to their teachers for their patience, guidance, encouragement, and unwavering support.

A teacher doesn't just teach lessons—they ignite curiosity, nurture dreams, and shape the future.

Ganesh Chaturthi Celebration



Kairos Global School celebrated the auspicious occasion of Ganesh Chaturthi with great joy, devotion, and enthusiasm.

The celebration beautifully reflected our rich cultural traditions, as students and teachers came together to seek the blessings of Lord Ganesha—the remover of obstacles and the symbol of wisdom, prosperity, and new beginnings.

Through vibrant activities, traditional attire, devotional moments, and heartfelt participation, our young learners experienced the true spirit of the festival—faith, togetherness, gratitude, and cultural harmony.

May Lord Ganesha bless our Kairos family with wisdom, happiness, prosperity, and success, and guide our students towards bright and meaningful beginnings.

Ganpati Bappa Morya!

Yellow Colour Day





Our little learners celebrated Yellow Colour Day with bright smiles, cheerful hearts and lots of sunshine! Dressed in lovely shades of yellow, the children filled the day with colour, excitement and joy.

As part of the celebration, the children brought different yellow-coloured objects from home and proudly spoke about them in front of their friends. They shared interesting little facts about their objects and listened eagerly to their classmates.

This engaging activity helped children strengthen their colour recognition, vocabulary, observation skills and confidence in speaking. It also encouraged them to connect classroom learning with the world around them.

The day was filled with learning, sharing, creativity and happy little voices, making Yellow Colour Day a bright and memorable experience!

Dussehra Celebration



Kairos Global School celebrated Dussehra with great enthusiasm and festive spirit, highlighting the timeless victory of good over evil and truth over falsehood.

Beyond the festivities, the occasion encouraged students to embrace courage, honesty, compassion, and righteousness, reminding them that the true spirit of Dussehra lies in choosing goodness and overcoming negativity.

The celebration brought together culture, values, and joy, inspiring everyone to uphold truth and spread peace and harmony.

Kairos

GLOBAL SCHOOL

For a World-Ready Future

